CATALOGUE

www.acrylicosvallejo.com

November 2019

The most complete range of acrylic colors for models and miniatures

AV vallejo

Acrylic colors since 1965

Contents/Contenido

Introduction
Introducción
4

Model Color
7

Liquid Gold
21

Model Air
23

Panzer Aces
58

Metal Color
61

Mecha Color
64

Game Color
66

Game Air
71

Eccentric Colors
73

Weathering Effects
75

Diorama Effects
81

Hobby Paint Spray
86

Pigments
88

Model Wash
92

Surface Primer
94

Premium RC Color 96

Auxiliaries *Auxiliares* 98

Vallejo Scenics 102

Brushes *Pinceles* 110

Airbrushes *Aerógrafos* 112

Color Cases *Maletines* 114



Hobby Tools *Herramientas* 117

Publications *Publicaciones* 123

Paint Stands *Organizadores de colores* 128

Accessories *Accesorios* 130

Displays *Expositores* 131

Product Guide *Guía de Producto* 137

Historical Color References 145

Health & Safety *Salud y seguridad* 154

Made in Spain

Conform to ASTM D-4236

All colors in our catalogue conform to ASTM D-4236 standards (American Society for Testing and Materials).

Todos los colores en nuestro catálogo están conformes con las normas ASTM D-4236 (American Society for Testing and Materials).

Pictures courtesy by:
Imágenes cedidas por:
Avatars of War, Juanjo Baron, José Brito, Murat Özgül, Chema Cabrero, Freebooterminiatures, Ángel Giráldez, Raúl Garcia La Torre, Jaime Ortiz, Plastic Soldier Company Ltd, Euromodelismo, Robert Karlsson "Rogland", Scratchmod, Javier Molina.

Due to the printing process, the colors reproduced in this catalogue are to be considered as approximate only, and may not correspond exactly to the originals.
Debido a la impresión en cuatricromía, los colores en este catálogo pueden variar de los colores originales, y su reproducción es tan solo orientativa.

Introduction

EN The Vallejo Company was established in 1965, in New Jersey, U.S.A. In the first years the company specialized in the manufacture of Film Color, water-based acrylic colors for animated films (cartoons). In 1969 the company moved to Spain; in those years many important cartoon studios were based in Europe. The special qualities and unique formula of Film Color soon became known, and the product was used by most of the important studios on the continent.
In 1972 Amadeo Vallejo developed Acrylic Artist Color, the first acrylic for fine arts manufactured in Spain, and one of the first acrylic colors for artists produced in Europe. In this period, Vallejo also introduced Liquid Watercolor-colors for graphic design.

"The experience and knowledge accumulated in the elaboration of artist colors over the last 55 years is the most valued asset of our company"

Amadeo Vallejo Díez, Founder.

In 1981, following suggestions by professors of the Fine Arts University of Barcelona, Vallejo presented Acrylic Studio, a range of high quality acrylic colors for fine arts in large size packaging, the first such presentation in artist colors worldwide at a reduced and unified price. With this range, a result of the most careful selection of permanent artist pigments, avoiding the most expensive colors, such as cadmiums and cobalts, Vallejo created the line of colors which was to become a benchmark for the industry and the beginning of a new period of expansion for Acrylicos Vallejo.
The growing popularity of water-based acrylic colors became of interest to airbrush artists, until then working with solvent based products. With the help of these artists during the periods of trial and testing, Vallejo formulated the first acrylic colors for airbrushing in 1986. In the following years, the company began developing a range of colors, Model Color, for hobby and model-painters, as well as complete lines of colors and auxiliary products for decorative arts.
Acrylicos Vallejo still is a family company and the Vallejo family continues to supervise the development of new products, supported by a technical department dedicated to investigation and development. The testing of new products and formulations in the chemical industry is a constant process and Vallejo takes pride in the constant aim to improve the quality and presentation of the colors and to continue offering products with exceptional quality to all artists.
Since the beginning in the seventies until today, the company has extended its installations several times, starting in a garage of 30 square meters, then moving to a warehouse, and finally expanding to the actual installations in 5 industrial buildings, divided into raw material storage, manufacturing and stock sections.
At present Acrylicos Vallejo exports to more than 55 countries, and the AV colors comply with all the security and environment regulations in force in the European Common Market and the United States. More information is available in the (SDS) security sheets of our web page or can be requested at info@acrylicosvallejo.com.



Introducción

ES La empresa Vallejo se constituyó en el estado de New Jersey, EE.UU. en otoño de 1965. En los primeros años se especializó en la fabricación de colores acrílicos para dibujos animados. En 1969 la empresa se traslada a Barcelona y continua produciendo la gama de colores Film Color. Las excepcionales características de formulación de esta gama de colores la convierten en imprescindible en los más importantes estudios de animación ubicados en Europa.
En 1972 Amadeo Vallejo desarrolla la gama de colores Acrylic Artist's Color, el primer acrílico para bellas artes fabricado en España y uno de los primeros colores acrílicos para artistas producido en Europa. Pocos meses después, se inicia la producción de la gama Acuarela Líquida, colores para diseño e ilustración.

"La experiencia y el conocimiento acumulado en la elaboración de colores para artistas en estos últimos 55 años es el activo más valioso de nuestra empresa"

Amadeo Vallejo Díez, Fundador.

En el año 1981, atendiendo la petición de varios profesores de la Facultad de Bellas Artes de Barcelona, Vallejo desarrolla la gama de colores Acrylic Studio. El objetivo de esta gama de colores es proporcionar a los artistas una gama de colores acrílicos de óptima calidad, con pigmentos seleccionados en función de su máxima permanencia, a un precio único y comercializado en grandes formatos. En aquellos años fue una presentación revolucionaria e innovadora en el ámbito artístico español. Con la presentación de la gama Acrylic Studio se inicia una nueva época de expansión de nuestra empresa y el concepto de ésta gama de colores para artistas se convertirá, décadas después, en una categoría de productos de referencia para la industria.
En el año 1986 presentamos la primera gama de colores acrílicos para aerografía. A principios de la siguiente década formulamos las primeras series de colores específicos para los aficionados al Modelismo y las Artes Decorativas. Nuestra empresa continua siendo de carácter familiar, la familia Vallejo supervisa el desarrollo de nuevos productos con el soporte de nuestro departamento técnico encargado de investigación y desarrollo. Seguimos elaborando nuestros colores en pequeños lotes con la misma filosofía "mejorar las cualidades de nuestros colores para seguir ofreciendo a todos los artistas productos de excepcional calidad".
Desde los años 70 hasta el presente la empresa ha ampliado sus instalaciones en varias ocasiones, desde el primer garaje de 30 m2 en el cual se elaboraban las primeras partidas de colores hasta nuestras actuales instalaciones que cuentan con más de 3500 m2. Hoy en día, Acrylicos Vallejo es el primer especialista a nivel mundial en colores acrílicos para modelismo ofreciendo a nuestros clientes la más completa selección de gamas de colores y complementos para este sector.
Actualmente los productos Vallejo se exportan a más de 55 países y nuestros colores cumplen con las exigentes normativas de seguridad y medio ambiente vigentes en la Comunidad Europea y Estados Unidos. Para mayor información pueden consultar las hojas de seguridad disponibles en nuestra pagina web o pueden requerir más información a través de nuestra dirección de correo electrónico info@acrylicosvallejo.com.

COLORES ACRILICOS PARA MODELISMO

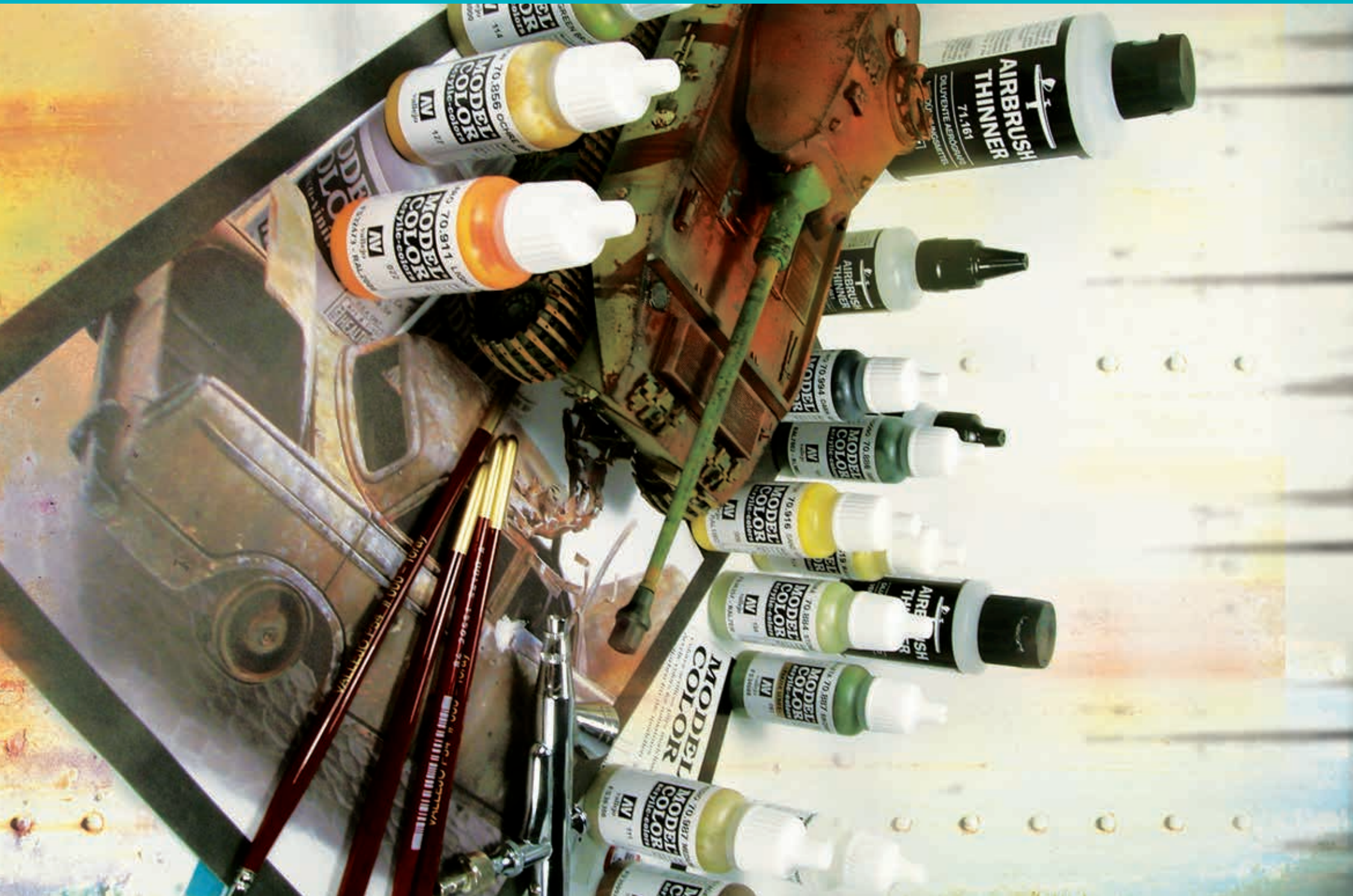

Model Color

Very highly pigmented permanent colors for models and miniatures, formulated with an acrylic resin, excellent for all surfaces

Colores acrílicos permanentes de muy alta pigmentación, para maquetas, miniaturas y modelismo, aptos para todas las superficies

EN Matt and opaque acrylic colors with high pigment concentration in a water-based formula, especially developed for brush-on application. The Model Color range is very extensive and includes basic shades as well as many references developed by our experts for use on historical figures, as well as the specific colors employed for all types of vehicles, planes and military models. The assortment includes a selection of glazes, transparent and fluorescent colors used for achieving special effects. It is recommended to apply the colors on a surface which has first been primed; the colors dry rapidly and form a self-leveling, homogenous paint film, equally perfect for large surfaces as for the most miniature details of the model. Model Color performs exceptionally well on all surfaces, with extraordinary adherence on resin, plastics, steel and white metal. Tools and brushes are cleaned with water. Model Color is not flammable, and does not contain solvents.

Packaging:
Model color is presented in bottles of 17 ml./0.57 fl.oz. with eyedropper. This packaging prevents the paint from evaporating and drying in the container, so that It can be used in minimal quantities and preserved for a long time.

ES Colores acrílicos mates y opacos, de base agua, especialmente formulados para su uso a pincel. La selección de colores es muy diversa y ofrece referencias desarrolladas por nuestros expertos para su empleo tanto en figuras históricas, como en todo tipo de vehículos, aviones y figuras militares. La gama contiene una selección de colores transparentes, pátinas y fluorescentes con el fin de facilitar la obtención de diversos efectos. Se recomienda aplicarlos sobre una superficie previamente imprimada. Los colores secan rápidamente formando una película homogénea y autonivelante que respeta el más mínimo detalle presente en el modelo. Model Color tiene un comportamiento excepcional sobre todos los soportes, la adherencia de la pintura sobre resina, plástico, acero y metal blanco es extraordinaria. Los utensilios pueden limpiarse con agua. Model Color no es inflamable y no contiene disolventes.

Presentación:
Model Color se presenta en botellas de 17 ml./0.57 fl.oz. con cuentagotas. Esta presentación evita la evaporación de la pintura y el secado dentro del frasco. Se pueden utilizar cantidades mínimas y conservar el contenido del frasco durante mucho tiempo.

Model Color

COLORES ACRILICOS PARA MODELISMO

FS37925-RAL9016-RLM21		FS17925		RAL9001	FS31670			
70.951 1 White Blanco	**70.919** 2 Cold White Blanco Frío	**70.842** 3 Gloss White Blanco Brillo	**70.820** 4 Off-White Blanco Pergamino	**70.918** 5 Ivory Hueso	**70.928** 6 Light Flesh Carne Clara	**70.837** 7 Pale Sand Arena Clara	**70.917** 8 Beige Beige	**70.916** 9 Sand Yellow Amarillo Arena
	RAL1018				RLM4			
70.949 10 Light Yellow Amarillo Claro	**70.952** 11 Lemon Yellow Amarillo Limón	**70.806** 12 German Yellow Amarillo Lasur	**70.858** 13 Ice Yellow Amarillo Hielo	**70.915** 14 Deep Yellow Amarillo Intenso	**70.953** 15 Flat Yellow Amarillo Mate	**70.948** 16 Golden Yellow Amarillo Dorado	**70.815** 17 Basic Skin Tone Carne Base	**70.955** 18 Flat Flesh Carne Mate
						FS32246	RLM23	
70.927 19 Dark Flesh Carne Oscura	**70.845** 20 Sunny Skin Tone Carne Dorada	**70.860** 21 Medium Flesh Tone Carne Medio	**70.911** 22 Light Orange Naranja Claro	**70.805** 23 German Orange Naranja Alemán	**70.851** 24 Bright Orange Naranja Intenso	**70.956** 25 Clear Orange Naranja	**70.817** 26 Scarlet Escarlata	**70.910** 27 Orange Red Rojo Claro
FS31302-RAL3020	FS31350-RAL3000		ANA619			RAL8012		FS31433-RAL3012
70.909 28 Vermilion Bermellón	**70.947** 29 Dark Vermilion Bermellón Oscuro	**70.908** 30 Carmine Red Rojo Carmín	**70.957** 31 Flat Red Rojo Mate	**70.946** 32 Dark Red Rojo Oscuro	**70.926** 33 Red Rojo	**70.814** 34 Burnt Red Rojo Tostado	**70.859** 35 Black Red Rojo Negro	**70.804** 36 Beige Red Rojo Beige
					RAL4006			
70.835 37 Salmon Rose Rosa Salmón	**70.803** 38 Brown Rose Rosa Marrón	**70.944** 39 Old Rose Rosa Antiguo	**70.958** 40 Pink Rosa	**70.802** 41 Sunset Red Rojo Sunset	**70.945** 42 Magenta Magenta	**70.812** 43 Violet Red Rojo Violeta	**70.959** 44 Purple Púrpura	**70.810** 45 Royal Purple Púrpura Real
		FS35042-ANA607		FS35048	RAL5000		FS35095	
70.811 46 Blue Violet Violeta Azul	**70.960** 47 Violet Violeta	**70.898** 48 Dark Sea Blue Azul Marina Oscuro	**70.807** 49 Oxford Blue Azul Oxford	**70.899** 50 Dark Prussian Blue Azul Prusia Oscuro	**70.965** 51 Prussian Blue Azul Prusia	**70.925** 52 Blue Azul Intenso	**70.930** 53 Dark Blue Azul Oscuro	**70.809** 54 Royal Blue Azul Real
		RAL5019-RLM24		FS35164	FS36176	FS35177	FS35231	RAL5024
70.839 55 Ultramarine Azul Ultramar	**70.962** 56 Flat Blue Azul Mate	**70.963** 57 Medium Blue Azul Medio	**70.964** 58 Field Blue Azul Militar	**70.900** 59 French Mirage Blue Azul Francés	**70.903** 60 Intermediate Blue Azul Americano	**70.943** 61 Grey Blue Azul Gris	**70.902** 62 Azure Azul Azur	**70.901** 63 Pastel Blue Azul Pastel
	RAL5012							FS34090
70.906 64 Pale Blue Azul Pálido	**70.841** 65 Andrea Blue Azul Andrea	**70.844** 66 Deep Sky Blue Azul Profundo	**70.961** 67 Sky Blue Azul Cielo	**70.840** 68 Light Turquoise Turquesa Claro	**70.966** 69 Turquoise Turquesa	**70.808** 70 Green Blue Azul Verde	**70.838** 71 Emerald Esmeralda	**70.970** 72 Deep Green Verde Oscuro
							RAL6025	ANA611
70.969 73 Park Green Flat Verde	**70.891** 74 Intermediate Green Verde Medio	**70.942** 75 Light Green Verde Claro	**70.974** 76 Green Sky Verde Azul	**70.827** 77 Lime Green Verde Lima	**70.954** 78 Yellow Green Amarillo Verde	**70.857** 79 Golden Olive Oliva Dorado	**70.833** 80 Ger. Cam. Bright Green A. Cam. Verde Claro	**70.850** 81 Medium Olive Oliva Medio
				FS34095-RAL6020-RLM82	FS34083-RAL6008	FS34092		FS34129-RAL6003
70.967 82 Olive Green Verde Oliva	**70.968** 83 Flat Green Verde Oliva Oscuro	**70.922** 84 Uniform Green Verde Uniforme	**70.920** 85 German Uniform Uniforme Alemán	**70.823** 86 Luftwaffe Cam. Green Alemán Cam. Luftwaffe	**70.892** 87 Yellow Olive Oliva Amarillo	**70.895** 88 Gunship Green Verde Acorazado	**70.975** 89 Military Green Verde Militar	**70.890** 90 Refractive Green Verde Refractario
FS34084	FS34096-RAL6006	FS34088-ANA613	FS34127-RLM83	FS34079	RLM80	FS34052-RAL6007	RAL7022-RLM70	
70.889 91 Olive Brown Pardo Oliva	**70.888** 92 Olive Grey Gris Oliva	**70.887** 93 US Olive Drab US Verde Oliva	**70.924** 94 Russian Uniform WWII Uniforme Ruso WWII	**70.893** 95 US Dark Green Verde Americano	**70.894** 96 Cam. Olive Green Cam. Verde Oliva	**70.979** 97 Ger. Cam. Dark Green Alem. Cam. Verde Osc.	**70.897** 98 Bronze Green Verde Bronceado	**70.896** 99 Ger. C. Extra Dark Green A. Cam. Verde Extra Osc.
	RLM2	FS34086-RAL7009		FS36357			RLM78	
70.980 100 Black Green Verde Negro	**70.886** 101 Green Grey Gris Verdoso	**70.830** 102 German Fieldgrey WWII Verde Alemán WWII	**70.821** 103 German C. Beige WWII Al. Cam. Beige WWII	**70.884** 104 Stone Grey Gris Piedra	**70.816** 105 Luftwaffe Uniform WWII Uniforme Luftwaffe WWII	**70.971** 106 Green Grey Verde Gris Pálido	**70.972** 107 Light Green Blue Verde Azul Pálido	**70.973** 108 Light Sea Grey Verde Gris Medio
	FS36440				RAL8000	FS30277	RAL7028	
70.885 109 Pastel Green Verde Pastel	**70.986** 110 Deck Tan Marrón Cubierta	**70.987** 111 Medium Grey Gris Medio	**70.881** 112 Yellow Green Verde Amarillo	**70.880** 113 Khaki Grey Gris Caqui	**70.879** 114 Green Brown Marrón Verde	**70.988** 115 Khaki Marrón Caqui	**70.978** 116 Dark Yellow Amarillo Camuflaje	**70.923** 117 Japanese Uniform WWII Uniforme Japonés WWII
			FS33434	FS33245-RAL1011	RAL1001	FS30475	FS30257	
70.882 118 Middle Stone Amarillo Piedra	**70.914** 119 Green Ochre Ocre Verde	**70.976** 120 Buff Amarillo Caqui	**70.913** 121 Yellow Ochre Ocre Amarillo	**70.912** 122 Tan Yellow Marrón Amarillo	**70.847** 123 Dark Sand Arena Oscura	**70.819** 124 Iraqi Sand Arena Iraquí	**70.977** 125 Desert Yellow Amarillo Desierto	**70.877** 126 Gold Brown Marrón Dorado

Model Color

	FS30266-ANA615		FS31400	RAL8023	RLM79		FS30219-ANA628	
70.856 127 Ochre Brown Ocre Marrón	**70.824** 128 Ger. Cam. Orange Ochre Ale. Cam. Ocre Naranja	**70.929** 129 Light Brown Marrón Claro	**70.829** 130 Amaranth Red Rojo Amaranth	**70.981** 131 Orange Brown Marrón Naranja	**70.876** 132 Brown Sand Arena Marrón	**70.843** 133 Cork Brown Marrón Corcho	**70.874** 134 Tan Earth Tierra Oscura	**70.875** 135 Beige Brown Marrón Beige
	FS30109	FS30111	RAL8002	FS30108-RAL8011			FS30145	
70.818 136 Red Leather Cuero Rojo	**70.982** 137 Cavalry Brown Marrón Rojo	**70.940** 138 Saddle Brown Marrón Cuero	**70.846** 139 Mahogany Brown Marrón Caoba	**70.984** 140 Flat Brown Marrón Mate	**70.921** 141 English Uniform Uniforme Inglés	**70.873** 142 US Field Drab Tierra	**70.983** 143 Flat Earth Tierra Mate	**70.825** 144 Ger. Cam. Pale Brown Al. Cam. Pardo Claro
FS30097	RAL8017	FS30051-RAL8027		FS30099	RLM61		FS37150-RAL9002	
70.826 145 Ger. Cam. Med. Brown Al. Cam. Pardo Medio	**70.985** 146 Hull Red Marrón Rojizo	**70.871** 147 Leather Brown Marrón Cuero Oscuro	**70.941** 148 Burnt Umber Sombra Tostada	**70.872** 149 Chocolate Brown Marrón Chocolate	**70.822** 150 German C. Black Brown Alem. Cam. Pardo Negro	**70.993** 151 White Grey Gris Blanco	**70.883** 152 Silver Grey Gris Plateado	**70.907** 153 Pale Grey Blue Azul Gris Claro
	FS36375-RAL7001	FS35237	FS35189	FS36270	FS36231	FS36173	FS36118-ANA603	FS36152-RAL7012-RLM75
70.989 154 Sky Grey Gris Cielo	**70.990** 155 Light Grey Gris Pálido	**70.905** 156 Blue Grey Pale Gris Azul Claro	**70.904** 157 Dark Blue Grey Gris Azul Oscuro	**70.870** 158 Medium Sea Grey Gris Marina Medio	**70.991** 159 Dark Sea Grey Gris Marina	**70.992** 160 Neutral Grey Gris Neutral	**70.836** 161 London Grey Gris Londres	**70.869** 162 Basalt Grey Gris Basalto
	RLM74	RLM66	FS36076	RAL7016	RAL7021	FS37038-RAL9005-RLM22	FS17038	
70.868 163 Dark Sea Green Verde Marina Oscuro	**70.867** 164 Dark Blue Grey Azul Gris Oscuro	**70.866** 165 Grey Green Gris Verde	**70.994** 166 Dark Grey Gris Oscuro	**70.995** 167 German Grey Gris Alemán	**70.862** 168 Black Grey Gris Negro	**70.950** 169 Black Negro	**70.861** 170 Glossy Black Negro Brillante	

Metallic colors / *Colores metalizados*

		FS27043						
70.997 171 Silver Plata	**70.996** 172 Gold Oro	**70.878** 173 Old Gold Oro Viejo	**70.801** 174 Brass Latón	**70.998** 175 Bronze Bronce	**70.999** 176 Copper Cobre	**70.865** 177 Oily Steel Acero Engrasado	**70.864** 178 Natural Steel Acero Natural	**70.863** 179 Gunmetal Grey Gris Metalizado
70.800 180 Gunmetal Blue Metal Azul								

Transparent colors / *Colores transparentes*

70.939 181 Smoke Humo	**70.828** 182 Wood Grain Madera Caoba	**70.834** 183 Natural Wood Grain Madera Natural	**70.937** 184 Transparent Yellow Amarillo Transparente	**70.935** 185 Transparent Orange Naranja Transparente	**70.934** 186 Transparent Red Rojo Transparente	**70.938** 187 Transparent Blue Azul Transparente	**70.936** 188 Transparent Green Verde Transparente

Mediums & auxiliary products / *Mediums y auxiliares*

70.540 189 Matt Medium Medium Mate	**70.470** 190 Gloss Medium Medium Brillante	**70.521** 191 Metal Medium Medium Metálico	**70.520** 192 Matt Varnish Barniz Mate	**70.510** 193 Gloss Varnish Barniz Brillante	**70.522** 194 Satin Varnish Barniz Satinado	**70.596** 195 Glaze Medium Medium Veladuras	**70.597** 196 Retarder Medium Retardante	**70.523** 197 Liquid Mask Máscara Líquida
70.598 198 Crackle Medium Medium Craquelar	**70.400** 199 Plastic Putty Masilla Plástica	**70.524** 200 Thinner Diluyente	**71.261** 211 Airbrush Thinner Diluyente Aerógrafo	**71.262** 212 Flow Improver Flow Improver	**73.212** 213 Decal Softener Ablandador de Calcas	**73.213** 214 Decal Fix Fijador de Calcas	**73.214** 215 Chipping Medium Medium de Desgaste	

Glazes / *Pátinas*

70.853 201 White Glaze Pátina Blanca	**70.832** 202 Verdigris Glaze Pátina Verdín	**70.831** 203 Tan Glaze Pátina Ocre	**70.854** 204 Brown Glaze Pátina Marrón	**70.855** 205 Black Glaze Pátina Negro

Fluorescent colors / *Colores fluorescentes*

RAL1026	FS38903-RAL2005			FS38901
70.730 206 Fluorescent Yellow Amarillo Fluorescente	**70.733** 207 Fluorescent Orange Naranja Fluorescente	**70.735** 208 Fluorescent Magenta Magenta Fluorescente	**70.736** 209 Fluorescent Blue Azul Fluorescente	**70.737** 210 Fluorescent Green Verde Fluorescente

1 Position of the colors in chromatic order in the rack with the complete range of 223 references (EX108FULL).
Posición del color en orden cromático en el expositor de la gama completa de 223 referencias (EX108FULL).

Model Color Sets

Collection of sets of Model Color references for painting models, figures and dioramas. Containing bottles of 17 ml./0.57 fl.oz. (with eyedropper) and a color chart.

Colección de estuches de colores Model Color para pintar maquetas, miniaturas y dioramas. Contienen botellas de 17 ml./0.57 fl.oz. (con cuentagotas) y una carta de colores.

Model Color Sets 8 colors

Art. 70.103
Wargames Basics
70.891 70.910 70.927 70.940 70.950 70.951
70.963 70.997

Art. 70.108
Panzer Colors
70.862 70.872 70.879 70.880 70.890 70.978
70.916 70.865

Art. 70.118
Metallic Colors
70.800 70.801 70.863 70.878 70.996 70.997
70.998 70.999

Art. 70.124
Face & Skin Tones
70.815 70.845 70.860 70.927 70.928 70.955
70.803 70.835

Art. 70.136
Transparent Colors
70.939 70.828 70.834 70.937 70.935 70.934
70.938 70.936

Art. 70.137
Building Colors
70.846 70.879 70.881 70.883 70.987 70.993
73.201 73.200

Model Color Sets 16 colors

Art. 70.101
Folkstone Basics
70.996 70.997 70.850 70.851 70.875 70.899
70.901 70.908 70.915 70.926 70.950 70.951
70.975 70.981 70.984 70.989

Art. 70.102
Folkstone Specialist
70.510 70.520 70.842 70.843 70.844 70.845
70.846 70.847 70.522 70.856 70.861 70.872
70.919 70.991 70.996 70.997

Art. 70.107
German Colors WWII
70.801 70.805 70.806 70.997 70.818 70.845
70.861 70.868 70.871 70.912 70.920 70.946
70.950 70.951 70.992 70.995

Art. 70.109
Allied Forces WWII
70.837 70.860 70.863 70.873 70.874 70.889
70.891 70.893 70.894 70.895 70.921 70.922
70.924 70.950 70.951 70.988

Art. 70.111
American Civil War
70.807 70.844 70.845 70.865 70.877 70.896
70.907 70.908 70.925 70.928 70.940 70.950
70.951 70.953 70.961 70.990

Art. 70.112
Wargame Special
70.730 70.733 70.735 70.736 70.737 70.811
70.827 70.846 70.905 70.927 70.928 70.950
70.951 70.958 70.996 70.997

Art. 70.114
German Camouflage WWII
70.801 70.816 70.821 70.822 70.823 70.824
70.825 70.826 70.830 70.833 70.835 70.871
70.896 70.964 70.969 70.979

Art. 70.125
Face & Skin Tones
70.803 70.815 70.845 70.846 70.860 70.899
70.909 70.921 70.923 70.926 70.927 70.928
70.929 70.941 70.950 70.951

Art. 70.140
Basic Colors USA
70.890 70.902 70.913 70.950 70.951 70.952
70.955 70.956 70.957 70.959 70.962 70.968
70.976 70.984 70.996 70.997

Art. 70.141
Earth Tones
70.819 70.820 70.856 70.875 70.879 70.882
70.884 70.886 70.887 70.911 70.916 70.918
70.941 70.986 70.987 70.994

Art. 70.142
Medieval Colors
70.808 70.809 70.810 70.829 70.838 70.843
70.859 70.860 70.915 70.942 70.947 70.950
70.951 70.996 70.997 70.998

Art. 70.143
Roman Empire
70.951 70.950 70.955 70.846 70.997 70.996
70.801 70.998 70.810 70.957 70.925 70.871
70.968 70.915 70.908 70.966

Model Color Sets

Model Color Sets 16 colors

Art. 70.144
Equestrian Colors

70.835 70.836 70.862 70.871 70.874 70.875
70.883 70.918 70.940 70.950 70.951 70.982
70.984 70.987 70.992 70.994

Art. 70.146
Naval (Steam Era)

70.801 70.820 70.862 70.907 70.911 70.913
70.916 70.926 70.930 70.941 70.948 70.961
70.970 70.974 70.985 70.989

Art. 70.147
American Colonial

70.807 70.809 70.817 70.820 70.843 70.847
70.872 70.899 70.907 70.950 70.953 70.955
70.957 70.976 70.983 70.988

Art. 70.148
American Revolution

70.510 70.817 70.845 70.846 70.871 70.908
70.915 70.929 70.950 70.951 70.965 70.968
70.970 70.976 70.996 70.997

Art. 70.149
Napoleonic Colors French & British 1789-1815

70.951 70.820 70.976 70.953 70.955 70.947
70.957 70.940 70.899 70.891 70.896 70.836
70.950 70.878 70.801 70.865

Effects Color Series

A series of sets developed to depict different special effects on figures and models. The colors have been selected specifically to reproduce the consequences of exposure to the elements and of extreme wear under battle conditions on all kind of vehicles, such as the traces of rust and chipped paint, accumulated dirt and the impacted damages of battle, fire and destruction. They include the step by step use of non-metallic colors for metal surfaces.

Serie de sets diseñados para reproducir diversos efectos especiales sobre figuras y maquetas. Los colores han sido cuidadosamente seleccionados para representar fielmente efectos como la exposición a la intemperie de todo tipo de vehículos; secuelas de combate, como el óxido y la suciedad acumulada; efectos metálicos en figuras, usando colores no metalizados.

Art. 70.182
Wood & Leather
8 x 17 ml./0.57 fl.oz. Model Color

Selection of colors for painting wood and leather, including step by step by Ángel Giráldez.

Selección de colores para pintar madera, cuero oscuro, claro y rojizo. Incluye paso a paso de Ángel Giráldez.

70.847 70.923 70.981 70.983 70.872 70.828
70.939 70.950

Step by Step induded

Art. 70.183
Rust, Stain & Streaking
8 x 17 ml./0.57 fl.oz. acrylic colors

Selection of colors to create the effects of weathering, rust stains on metal surfaces, streaking and peeling in specific areas, and wear caused by exposure. The set includes step by step by Scratchmod.

Selección de colores para representar los efectos de óxido sobre la superficie, los rastros que genera la intemperie, la acumulación en lugares concretos. Incluye paso a paso de Scratchmod.

70.872 70.822 70.981 70.301 70.302 71.130
71.077 74.505

Step by Step induded

Effects Color Series

Art. 70.150

Rust and Steel

7 x 17 ml./0.57 fl.oz. Model Color
+ 1 x 17 ml./0.57 fl.oz. Game Color Wash
+ 1 x 35 ml./1.18 fl.oz. Pigment

A boxed set containing 1 Pigment, 8 bottles of acrylic colors, 2 brushes for painting miniatures, a mixing palette, and a Model Color color chart, with detailed step by step by Langmesser Modellwelt.

Este estuche incluye 1 Pigmento, 8 botellas de colores acrílicos y 2 pinceles para miniaturas, una paleta para mezclas y una carta de colores Model Color, con paso a paso de Langmesser Modellwelt.

70.863 70.869 70.941 70.940 70.818 70.981
70.956 73.200 73.108

Step by Step induded

Art. 73.099

Weathering a Steam Locomotive

9 x 17 ml./0.57 fl.oz. Train Color

A boxed set for weathering a steam locomotive, containing 9 Train Color bottles, 2 paint brushes for painting miniatures, a mixing palette, a color chart and step by step by Heinz Wagner.

Este estuche incluye 9 botellas Train Color, 2 pinceles sintéticos para pintar locomotoras en miniaturas, una paleta para mezclas y una carta de colores. Incluye paso a paso de Heinz Wagner.

73.001 73.002 73.003 73.004 73.005 73.006
73.007 73.008 73.009

Step by Step induded

Art. 72.220

Winter Weathering

7 x 17 ml./0.57 fl.oz. Model Color
+ 1 x 17 ml./0.57 fl.oz. Game Color Wash
+ 1 x 35 ml./1.18 fl.oz. Diorama Effects

A boxed set to create winter weathering effects, containing 8 bottles of acrylic colors, 1 Diorama Effects, 2 brushes and 1 sponge, with step by step by Heinz Wagner y Marcus Förster.

Estuche para crear efectos de envejecido de invierno, contiene 8 colores acrílicos, 1 Diorama Effects, 2 pinceles, 1 esponja y un paso a paso de Heinz Wagner y Marcus Förster.

70.818 70.863 70.869 70.872 70.874 70.919
70.950 73.200 26.232

Figure Color Series

The Figure Color Series consists of a comprehensive collection of color sets designed to assist the modeller in all steps and techniques of painting figures. The colors have been carefully developed to allow for a faithful reproduction of the historical shades of the colors used, following the norms, military nomenclatures and operational background. In the design of some of these sets we have been assisted by historical and military specialists adjoined to museums and historical societies.

Serie de sets diseñados para facilitar al modelista diferentes procesos y técnicas de pintura sobre figuras. Los colores han sido cuidadosamente seleccionados para reproducir fielmente los tonos empleados según normativa histórica y nomenclatura militar en el entorno de cada una de sus operaciones, así como contextos históricos, equipos y complementos. En la confección y diseño de algunos sets intervienen regularmente modelistas profesionales y asesores históricos, personal cualificado vinculado a museos militares.

Art. 70.180

Waffen-SS Camouflage

8 x 17 ml./0.57 fl.oz. Model Color

A selection of colors to paint Plane Tree, Palm Tree and Oak Leaf camouflages in any of both seasonal pattern variations. The set also includes the colors for shading and highlighting the camouflage tones in order to achieve a tridimensional effect as described in the step by step by Jaume Ortiz.

Selección de colores para pintar camuflajes PlaneTree, Palm Tree y Oak Leaf en cualquiera de las dos vertientes de temporada. Además, se incluyen los colores adecuados para sombrear e iluminar los tonos de los camuflajes y conseguir así un efecto tridimensional. Incluye paso a paso de Jaume Ortiz.

70.740 70.741 70.940 70.967 70.872 70.845
70.981 70.822

Step by Step included

Art. 70.181

German Field Grey

8 x 17 ml./0.57 fl.oz. Model Color

Selection of colors for painting four variations of German uniforms and the colors needed for highlighting and shading. The set includes step by step by Jaume Ortiz.

Selección de colores para pintar cuatro variantes de uniforme alemán, así como los colores para iluminar y sombrear cada una de esas variantes. Incluye paso a paso de Jaume Ortiz.

70.845 70.892 70.897 70.830 70.885 70.905
70.868 70.950

Step by Step included

Art. 70.185

German Fallschirmjäger Early WWII

NEW!

8 x 17 ml./0.57 fl.oz. Model Color

The set contains the colors needed to paint the most characteristic German paratrooper uniforms of the early campaigns of the war. The set includes step by step by Jaume Ortiz.

El set contiene los colores necesarios para pintar los uniformes más característicos de los paracaidistas alemanes de las campañas más tempranas de la guerra. Incluye paso a paso de Jaume Ortiz.

70.845 70.821 70.890 70.830 70.964 70.872
70.950 70.346

Step by Step included

Art. 70.186

WWII US Tank Crew

NEW!

8 x 17 ml./0.57 fl.oz. Model Color

The set contains the colors needed to paint the winter pants and the overall jumpsuit HBT (Herring Bone Twill) of the US armoured troops. Also included are colors for painting helmets and accessories. The set includes step by step by Jaume Ortiz.

El set contiene los colores necesarios para pintar el mono HBT (Herring Bone Twill) y los pantalones de invierno de las tropas acorazadas americanas. También se incluyen colores para pintar cascos y accesorios. Incluye paso a paso de Jaume Ortiz.

70.845 70.819 70.988 70.880 70.889 70.895
70.896 70.893

Step by Step included

Figure Color Series

Art. 70.119

Face Painting

8 x 17 ml./0.57 fl.oz. Model Color

A set by Jaume Ortiz, with colors selected to create the different tonalities of skin colors. The set includes detailed step by step.

Estuche creado por Jaume Ortiz, con colores seleccionados para facilitar la obtención de diferentes tonos de piel. Incluye paso a paso.

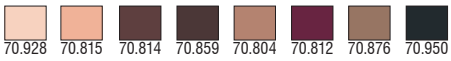

Step by Step induded

Art. 70.151

Black & White

8 x 17 ml./0.57 fl.oz. Model Color

A set by Angel Giráldez with a variation of color gradations from white to black, including a step by step.

Estuche creado por Ángel Giráldez, con una selección de gradaciones de color de blanco a negro. Incluye paso a paso.

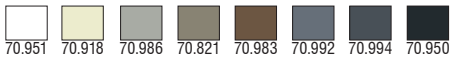

Step by Step induded

Wargames Color Series

A series of sets designed to assist the modeller in the painting of miniatures used in fantasy or military table-top games. The selection of sets includes the references of historical colors used for figures and vehicles of the WWII, as well as for the Napoleonic era and other periods. These sets have been created by our team of modellers in association with well-known manufacturers of table top games.

Nuestra selección de estuches ha sido diseñada para facilitar al modelista los procesos de pintura sobre figuras y vehículos para su empleo en miniaturas, juegos de mesa y de guerra, tanto de fantasía como militares. Esta serie de estuches contiene referencias de colores históricos para aplicar sobre figuras y vehículos de la II Guerra Mundial, soldados napoleónicos y otras temáticas. Estos sets han sido realizados por nuestro equipo de modelistas en asociación con prestigiosos fabricantes de juegos de sobremesa.

Art. 70.163

British Infantry Napoleonic Wars

8 x 17 ml./0.57 fl.oz. Model Color

The red coated soldiers of British Infantry formed the only force able to withstand the might of the French Army of the Napoleonic Wars.

Los casacas rojas de la infantería británica eran los únicos soldados capaces de hacer frente al poderío del ejército francés de las campañas napoleónicas.

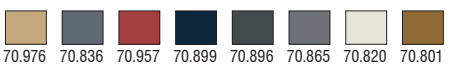

Art. 70.164

French Infantry Napoleonic Wars

8 x 17 ml./0.57 fl.oz. Model Color

The French armies, led by Napoleon, dominated Europe through the early 19th century.

Los ejércitos franceses, liderados por Napoleón dominaron Europa durante el principio del siglo XIX.



Wargames Color Series

Flames of War paint sets by Vallejo

The new assortment is the result of the collaboration between Battlefront and Vallejo and takes the guesswork out of painting World War II and World War III scale miniatures.

La nueva colección de sets desarrollados en colaboración con Battlefront, creadores del juego de wargames Flames of War y Team Yankee, han sido diseñados con la finalidad de facilitar los procesos de pintura de miniaturas a escala tanto de la WWII como de la WWIII.

WWII Paint Sets

Art. 70.202

NEW!

WWII Paint Set Soviet Armour & Infantry

6 x 17 ml./0.57 fl.oz. Model Color

This set, together with the Utility Paint Set, provides the specialist colors needed to paint your Soviet force for WWII, allowing you to paint your T-64 tanks, Hind helicopters and infantry in appropriate colors.

Este estuche, en combinación con el Utility Paint Set, contiene los colores necesarios para pintar la fuerza armada Rusa de la Segunda Guerra Mundial; permitiendo pintar tanques T-64, helicópteros Hind e infantería con los colores adecuados.

70.894 70.890 70.880 70.988 70.924 70.886

Art. 70.203

NEW!

WWII Paint Set American Armour & Infantry

6 x 17 ml./0.57 fl.oz. Model Color

This Paint Set, together with the Utility Paint Set, provides the specialist colors needed to paint your American force for WWII, allowing you to paint your M1 Abrams tanks, Cobra helicopters and infantry in appropriate colors.

Este estuche, en combinación con el Utility Paint Set, contiene los colores necesarios para pintar la fuerza armada Norteamericana de la Segunda Guerra Mundial; permitiendo pintar tanques M1 Abrams, helicópteros Cobra e infantería vehículos blindados y la infantería con los colores adecuados.

70.887 70.879 70.873 70.988 70.893 70.886

Art. 70.204

NEW!

WWII Paint Set British Armour & Infantry

6 x 17 ml./0.57 fl.oz. Model Color

A set which, together with the Utility Paint Set, provides the specialist colors needed to paint your British force for WWII; allowing you to paint your Chieftain tanks, Lynx helicopters and infantry in appropriate colors.

Este estuche, en combinación con el Utility Paint Set, contiene los colores necesarios para pintar la fuerza armada Británica de la Segunda Guerra Mundial; permitiendo pintar los tanques líderes, helicópteros Lynx e infantería con los colores adecuados.

70.897 70.924 70.921 70.988 70.914 70.983

Art. 70.205

NEW!

WWII Paint Set German Armour

6 x 17 ml./0.57 fl.oz. Model Color

A set which, together with the Utility Paint Set, contains all the colors used for the painting of German WWII armour vehicles.

Este estuche, en combinación con el Utility Paint Set, contiene los colores necesarios para pintar los vehículos blindados alemanes en WWII.

70.978 70.976 70.872 70.890 70.940 70.995

Wargames Color Series

WWII Paint Sets

Art. 70.206

NEW!

WWII Paint Set German Infantry

6 x 17 ml./0.57 fl.oz. Model Color

A set which, together with the Utility Paint Set, contains all the colors used for painting German Infantry uniforms.

Este estuche, en combinación con el Utility Paint Set, contiene los colores necesarios para pintar uniformes de soldados del ejército alemán.

70.979 70.821 70.826 70.823 70.830 70.886

Art. 70.207

NEW!

WWII Paint Set German Waffen SS

6 x 17 ml./0.57 fl.oz. Model Color

A set of colors which, together with the Utility Paint Set and German Infantry Paint Set, contains all the colors used for the painting of German SS forces.

Este estuche, en combinación con el Utility Paint Set y el German Infantry Paint Set, contiene los colores necesarios para pintar las tropas de las SS.

70.824 70.825 70.979 70.833 70.822 70.929

Art. 70.208

NEW!

WWII Paint Set Desert British & German Armour & Infantry

6 x 17 ml./0.57 fl.oz. Model Color

This set, together with the Utility Paint Set, contains all the colors used for the painting of British and German desert Army vehicles and infantry.

Este estuche, en combinación con el Utility Paint Set, contiene los colores necesarios para pintar vehículos blindados y la infantería de los ejércitos alemán y británico en el norte de África.

70.847 70.819 70.879 70.881 70.988 70.884

Art. 70.209

NEW!

WWII Paint Set Italian Armour & Infantry

6 x 17 ml./0.57 fl.oz. Model Color

This set, together with the Utility Paint Set, contains all the colors used for the painting of Italian Army vehicles and infantry.

Este estuche, en combinación con el Utility Paint Set, contiene los colores necesarios para pintar los vehículos blindados y la infantería del ejército italiano.

70.888 70.914 70.977 70.881 70.976 70.830

Wargames Color Series

WWIII Paint Sets

The WWIII sets support the table top game Team Yankee, which brings to life the conflict that simmered throughout the Cold War.

Los sets de WWIII están vinculados al juego de estrategia Team Yankee, que simula el posible conflicto bélico que podría haber surgido durante la Guerra Fría (Cold War).

Art. 70.223

NEW!

WWIII Paint Set NATO Armour & Infantry

6 x 17 ml./0.57 fl.oz. Model Color

This paint set, when combined with the Utility Paint Set, provides the specialist colors needed to paint your West German or French vehicles in the traditional NATO 3-colour pattern, as well as your infantry in their olive grey uniforms.

Este estuche, en combinación con el Utility Paint Set, contiene los colores necesarios para pintar los vehículos del ejército de la OTAN, así como sus uniformes gris oliva.

70.830 70.888 70.890 70.887 70.983 70.862

Art. 70.220

NEW!

WWIII Paint Set American Armour & Infantry

8 x 17 ml./0.57 fl.oz. Model Color

This paint set, when combined with the Utility Paint Set, contains all the colors needed to paint your American army, infantry and aircraft.

Este estuche, en combinación con el Utility Paint Set, contiene los colores necesarios para pintar los vehículos blindados, infantería y fuerza aérea del ejército norteamericano.

70.847 70.988 70.873 70.983 70.889 70.893 70.890 70.862

Art. 70.221

NEW!

WWIII Paint Set Soviet Armour & Infantry

8 x 17 ml./0.57 fl.oz. Model Color

This paint set, when combined with the Utility Paint Set, contains all the colors needed to paint your Soviet army, infantry and aircraft.

Este estuche, en combinación con el Utility Paint Set, contiene los colores necesarios para pintar los vehículos blindados, infantería y fuerza aérea del ejército ruso.

70.914 70.879 70.880 70.988 70.890 70.887 70.982 70.906

Art. 70.222

NEW!

WWIII Paint Set British Armour & Infantry

8 x 17 ml./0.57 fl.oz. Model Color

This paint set, when combined with the Utility Paint Set, contains all the colors needed to paint your British army, infantry and aircraft.

Este estuche, en combinación con el Utility Paint Set, contiene los colores necesarios para pintar los vehículos blindados, infantería y fuerza aérea del ejército británico.

70.916 70.984 70.924 70.887 70.922 70.870 70.897 70.862

Wargames Color Series

WWIII Paint Sets

Art. 70.224

NEW!

WWIII Paint Set East German Armour & Infantry

8 x 17 ml./0.57 fl.oz. Model Color

This Paint Set, when combined with the Utility Paint Set, provides the specialist colors needed to paint your East German force for WWIII, allowing you to paint your T-72 tanks, Hind helicopters and infantry in appropriate colors.

Este estuche, en combinación con el Utility Paint Set, contiene los colores necesarios para pintar el ejército de Alemania del Este de la Tercera Guerra Mundial; permitiendo pintar tanques T-72, helicópteros Lynx e infantería con los colores adecuados.

70.821 70.988 70.826 70.830 70.890 70.906 70.989 70.862

WWII & WWIII Paint Set

Art. 70.201

NEW!

Utility Paint Set World War II & World War III

6 x 17 ml./0.57 fl.oz. Model Color
+ 2 x 17 ml./0.57 fl.oz. Game Wash

The Utility Paint Set combined with the appropriate nation specific paint set, contains all the colors needed for painting WWII and WWIII miniatures. Alternatively, this set offers complementary colors for guns, flesh, wood, and washes for shading effects over figures and vehicles.

El Utility Paint Set combinado con los estuches específicos de cada ejército, contiene los colores necesarios para pintar miniaturas de la Segunda y Tercera Guerra Mundial. Además, este estuche ofrece una selección de colores complementarios como el tono carne, madera, armamento y lavados para simular efectos de envejecido y desgaste sobre vehículos y figuras.

70.819 70.875 70.955 70.801 70.984 70.865 73.200 73.201

License Paint Sets by Vallejo

The paint sets, designed to assist the modeller in the painting of miniatures, have been created with the help of our experts in collaboration with well-known table top games manufacturers and are perfect for beginners in the hobby, amateur painters looking to expand their skills or experts who want to have all the colors needed to paint their favorite miniatures in a single pack.

Nuestra selección de escuches ha sido diseñada para facilitar al modelista los procesos de pintura de figuras. Estos sets se han realizado con el apoyo de nuestro equipo de modelistas en asociación con prestigiosos fabricantes de juegos de estrategia. Cada set contiene los colores necesarios para que los aficionados puedan perfeccionar su estilo de pintura o iniciarse en el hobby de pintar figuras.

Art. 70.187

Hellboy The Board Game

7 x 17 ml./0.57 fl.oz. Model Color
+ 1 x 17 ml./0.57 fl.oz. Game Color
+ Figure

The set is the perfect introduction for newcomers to the wonderful hobby of miniature painting and contains 8 colors, a resin miniature of Hellboy and a step-by-step by Ángel Giráldez.

El set es la herramienta de iniciación perfecta para aficionados a pintar miniaturas, está compuesto por 8 colores, una figura en resina de Hellboy y un paso a paso sobre cómo pintarla elaborado por Ángel Giráldez.

Step by Step included

70.986 70.845 70.988 70.983 70.957 70.859 70.950 72.008

NEW!

License Paint Sets by Vallejo

Art. 70.231

Panoceania Infinity Paint Set

NEW!

7 x 17 ml./0.57 fl.oz. Model Color
+ 1 x 17 ml./0.57 fl.oz. Panzer Aces
+ Figure

The set is the perfect introduction for newcomers to the wonderful hobby of miniature painting and contains 8 colors, an exclusive Fusilier Miniature (Forward Observer) only available in this presentation and a step-by-step by Ángel Giráldez.

El set es la herramienta de iniciación perfecta para aficionados a pintar miniaturas, está compuesto por 8 colores, una miniatura exclusiva únicamente disponible en este set: el Fusilier (Forward Observer) y un paso a paso sobre cómo pintarla elaborado por Ángel Giráldez.

70.951 70.983 70.872 70.808 70.899 70.994 70.950 70.310

Step by Step induded

Art. 70.233

Nomads Infinity Paint Set

NEW!

7 x 17 ml./0.57 fl.oz. Model Color
+ 1 x 17 ml./0.57 fl.oz. Game Color
+ Figure

The set is the perfect introduction for newcomers to the wonderful hobby of miniature painting and contains 8 colors, an exclusive Alguacil Miniature (Medikit) only available in this presentation and a step-by-step by Ángel Giráldez.

El set es la herramienta de iniciación perfecta para aficionados a pintar miniaturas, está compuesto por 8 colores, una miniatura exclusiva únicamente disponible en este set: el Alguacil (Medikit) y un paso a paso sobre cómo pintarla elaborado por Ángel Giráldez.

70.918 70.845 70.957 70.814 70.985 70.870 70.950 72.008

Step by Step induded

Art. 70.235

Yu Jing Infinity Paint Set

NEW!

5 x 17 ml./0.57 fl.oz. Model Color
+ 2 x 17 ml./0.57 fl.oz. Game Color
+ 1 x 17 ml./0.57 fl.oz. Panzer Aces
+ Figure

The set is the perfect introduction for newcomers to the wonderful hobby of miniature painting and contains 8 colors, a Zhanshi Forward Observer exclusive miniature only available in this presentation and a step-by-step by Ángel Giráldez.

El set es la herramienta de iniciación perfecta para aficionados a pintar miniaturas, está compuesto por 8 colores, una miniatura exclusiva únicamente disponible en este set: Zhanshi, observador de artillería y un paso a paso sobre cómo pintarla elaborado por Ángel Giráldez.

70.951 70.858 70.981 70.982 70.950 72.038 72.147 70.309

Step by Step induded

Art. 70.237

Haqqislam Infinity Paint Set

NEW!

7 x 17 ml./0.57 fl.oz. Model Color
+ 1 x 17 ml./0.57 fl.oz. Game Color
+ Figure

The set is the perfect introduction for newcomers to the wonderful hobby of miniature painting and contains 8 colors, a Ghulam Infantry exclusive miniature only available in this presentation and a step-by-step by Ángel Giráldez.

El set es la herramienta de iniciación perfecta para aficionados a pintar miniaturas, está compuesto por 8 colores, una miniatura exclusiva de Infantería Ghulam únicamente disponible en este set y un paso a paso sobre cómo pintarla elaborado por Ángel Giráldez.

70.847 70.845 70.953 70.983 70.922 70.823 70.950 72.153

Step by Step induded

License Paint Sets by Vallejo

Art. 70.239

O-12
Infinity Paint Set

NEW!

8 x 17 ml./0.57 fl.oz. Model Color
+ Figure

The set is the perfect introduction for newcomers to the wonderful hobby of miniature painting and contains 8 colors, an exclusive Kappa Unit Miniature (Medikit) only available in this presentation and a step-by-step by Ángel Giráldez.

El set es la herramienta de iniciación perfecta para aficionados a pintar miniaturas, está compuesto por 8 colores, una miniatura exclusiva únicamente disponible en este set: el Kappa Unit (Medikit) y un paso a paso sobre cómo pintarla elaborado por Ángel Giráldez.

70.858 70.923 70.921 70.808 70.961 70.962 70.899 70.950

Step by Step induded

Art. 70.241

Shasvastii
Infinity Paint Set

NEW!

6 x 17 ml./0.57 fl.oz. Model Color
+ 2 x 17 ml./0.57 fl.oz. Game Color
+ Figure

The set is the perfect introduction for newcomers to the wonderful hobby of miniature painting and contains 8 colors, an exclusive Nox Miniature (Forward Observer) only available in this presentation and a step-by-step by Ángel Giráldez.

El set es la herramienta de iniciación perfecta para aficionados a pintar miniaturas, está compuesto por 8 colores, una miniatura exclusiva únicamente disponible en este set: el Nox (Forward Observer) y un paso a paso sobre cómo pintarla elaborado por Ángel Giráldez.

70.918 70.815 70.845 70.859 70.810 70.950 72.035 72.011

Step by Step induded

Liquid Gold

EN **Range of 8 alcohol based metallic colors for figures and model kits.** Shiny metallic colors manufactured with actual metal pigments in an alcohol based formula resulting in a metallic finish of extraordinary realism and permanence. The colors can be diluted with alcohol or mixed with one another to achieve further variations of tonality and dry rapidly on all kind of surfaces. Brushes are cleaned with alcohol or with Brush Cleaner (ref. 28.900). Liquid Gold is flammable due to its alcohol content, but does not contain xylene or toluene.

Packaging: In 35 ml./1.18 fl.oz. plastic pots with childproof cap.

ES **Gama de 8 colores metálicos con base alcohol para figuras y maquetas.** Los colores de esta gama se han formulado con pigmentos metálicos dispersados en alcohol, por lo que ofrecen un acabado metalizado de excepcional realismo. Los colores se pueden mezclar entre sí para modificar la tonalidad y secan rápidamente sobre todo tipo de soportes. Los pinceles pueden limpiarse con alcohol o con nuestro Limpiador de Pinceles al alcohol (ref. 28.900). Oro Líquido es inflamable por su contenido en alcohol, pero no contiene xileno, ni tolueno.

Presentación:
En frascos de 35 ml./1.18 fl.oz. con tapón de seguridad.

70.790 Silver / Plata

70.791 Gold / Oro

70.792 Old Gold / Oro Viejo

70.793 Rich Gold / Oro Rico

70.794 Red Gold / Oro Rojo

70.795 Green Gold / Oro Verde

70.796 White Gold / Oro Blanco

70.797 Copper / Cobre

Art. 70.199

Gold, Silver & Copper

4 x 35 ml./1.18 fl.oz. Liquid Gold colors

A selection of 4 Liquid Gold colors, very shiny and durable, for the painting of robots, armour, weapons, vehicles and all other metallic surfaces.

Selección de 4 colores de Oro Líquido, muy brillantes y duraderos, para pintar robots, armaduras, blindajes, vehículos y otras superficies metálicas.

Step by Step included

70.790 70.791 70.792 70.797

COLORES ACRILICOS PARA MODELISMO



Model Air

Acrylic colors developed especially for airbrush techniques, in a formula with very finely ground pigments and an acrylic resin with properties of extreme resistance and durability

Colores acrílicos desarrollados especialmente para el aerógrafo con pigmentos de molido extrafino y una resina acrílica de última generación de extrema resistencia y duración

EN Matt acrylic colors, water-based and especially formulated for airbrushing. The Model Air color range contains the most complete selection of the military colors used in recent history, including the colors of WWI, WWII and up to the present. Each color is based on extensive research by our experts on the existing and previous military references so as to offer the modeller the highest possible historical accuracy.
Model Air is used directly or diluted with Vallejo Airbrush Thinner or Flow Improver. It is recommended to prime the surface first and then apply Model Air in several layers. The colors dry very rapidly and form a homogenous paint film of extraordinary resistance while preserving even the smallest detail of the model. For airbrushing these colors, the compressor air pressure is recommended at 15 - 20 PSI or 0.5 to 1 kg. Model Air can of course also be applied with a brush. For correct airbrush maintenance we recommend using Airbrush Cleaner. Model Air is not flammable, and does not contain solvents.

Packaging:
Model Air is presented in bottles of 17 ml./0.57 fl.oz. with eyedropper. This packaging prevents the paint from evaporating and drying in the container, so that It can be used in minimal quantities and preserved for a long time.

ES Colores acrílicos mates, a base de agua, especialmente formulados para aerografía. Cada color ha sido rigurosamente desarrollado por nuestros expertos con el fin de ofrecer al modelista la máxima fidelidad histórica. La gama de Model Air contiene la más amplia selección de colores militares empleados tanto en vehículos como en aviones, desde conflictos de la Primera y Segunda Guerra Mundial, hasta nuestra era.
Los colores se pueden emplear directamente sobre la superficie, o bien diluidos con nuestro Airbrush Thinner o Flow Improver. Secan rápidamente y es recomendable aplicar sucesivas capas sobre una superficie previamente imprimada. Transcurridas unas horas tras su aplicación el color forma una película de extraordinaria resistencia sin alterar el más mínimo detalle del modelo. Se puede usar con pincel. Los ajustes recomendados para el uso del compresor rondan los 15 - 20 PSI o 0.5 a 1 kg. Para un correcto mantenimiento del aerógrafo recomendamos emplear Vallejo Airbrush Cleaner. Model Air no es inflamable y no contiene disolventes.

Presentación:
Model Air se presenta en botellas de 17 ml./0.57 fl.oz. con cuentagotas. Esta presentación evita la evaporación de la pintura y el secado dentro del frasco. Se pueden utilizar cantidades mínimas y conservar el contenido del frasco durante mucho tiempo.

Model Air Colors

FS37925-RAL9016-RLM21		RLM23		RAL5008			FS35414	BS216
71.001 White Blanco	**71.002** Medium Yellow Amarillo Medio	**71.003** Red RLM23 RLM23 Rot	**71.004** Blue Azul	**71.005** Grey Blue Azul Gris	**71.006** Light Green Chromate Verde Claro Cromo	**71.007** Olive Green Verde Oliva	**71.008** Pale Blue Azul Claro	**71.009** Eau de Nil "D. E. Green" Verde Huevo Pato
FS34098	RLM83		FS34052-RAL6015		RLM71	FS34088-ANA613	FS34082	
71.010 Interior Green Verde Interior	**71.011** Dark Green RLM83 RLM83 Dunkelgrün	**71.012** Dark Green Verde Oscuro	**71.013** Yellow Olive Oliva Amarillo	**71.014** Gunship Green Verde Acorazado	**71.015** Dark Green RLM71 RLM71 Dunkelgrün	**71.016** USAF Olive Drab USAF Verde Oliva	**71.017** Russian Green 4BO Verde Ruso 4BO	**71.018** Black Green Verde Negro
FS34083-RAL6007		RLM70	RLM82	FS34201		RAL7028	FS30215	
71.019 Camouflage Dark Green RAL6007 Grün	**71.020** Green Brown Verde Pardo	**71.021** Black Green RLM70 RLM70 Schwarzgrün	**71.022** Light Green RLM82 RLM82 Hellgrün	**71.023** Hemp Tan Green	**71.024** Khaki Brown Marrón Caqui	**71.025** Dark Yellow RAL7028 Dunkelgelb	**71.026** USA Flat Brown Marrón USA	**71.027** Light Brown Marrón Claro
			FS30266-ANA615-BS362		RAL1006		FS30140-RAL8025	
71.028 Sand Yellow Amarillo Arena	**71.029** Dark Earth Tierra Oscura	**71.030** Brown Green Marrón Verdoso	**71.031** Middle Stone Piedra Medio	**71.032** Golden Brown Marrón Dorado	**71.033** Yellow Ochre RAL1006 Gelb	**71.034** Sand Brown Marrón Arena	**71.035** Camouflage Pale Brown Camuflaje Pardo Claro	**71.036** Mahogany Caoba
	FS30097		RAL8014	RAL8017	RLM61	FS34087	RLM02	RAL7033
71.037 Mud Brown Marrón Lodo	**71.038** Cam. Medium Brown Camuflaje Pardo Medio	**71.039** Hull Red Marrón Rojizo	**71.040** Burnt Umber Sombra Tostada	**71.041** Armour Brown RAL8017 Rotbraun	**71.042** Dark Brown RLM61 RLM61 Dunkelbraun	**71.043** US Olive Drab US Verde Oliva	**71.044** Grey RLM02 RLM02 Grau	**71.045** Cement Grey Gris Cemento
		FS36076		FS36300-RAL7046	FS36173		FS36099-RAL7011	RAL7024
71.046 Pale Blue Grey Azul Gris Claro	**71.047** Grey Gris	**71.048** Engine Gray Gris Motor	**71.049** Sea Grey Gris Mar	**71.050** Light Gray Gris Claro	**71.051** Neutral Gray Gris Neutral	**71.052** Anthracite Grey Gris Antracita	**71.053** Dark Sea Gray Gris Mar Oscuro	**71.054** Dark Grey Blue Gris Azul Oscuro
RLM66	RAL7021	FS37038-RAL9004-RLM22-ANA604-BS642		RLM01	FS17178		FS17043	
71.055 Black Grey RLM66 RLM66 Schwarzgrau	**71.056** Panzer Dark Grey RAL7021 Dunkelgrau	**71.057** Black Negro	**71.062** Aluminum (Metallic) Aluminio (Metalizado)	**71.063** Silver RLM01 (Metallic) RLM01 Silber (Metaliz.)	**71.064** Chrome (Metallic) Cromo (Metalizado)	**71.065** Steel (Metallic) Acero (Metalizado)	**71.066** Gold (Metallic) Oro (Metalizado)	**71.067** Bright Brass (Metallic) Latón (Metalizado)
				FS37200		FS33695	RAL1001	
71.068 Copper (Metallic) Cobre (Metalizado)	**71.069** Rust (Metallic) Óxido (Metalizado)	**71.070** Signal Red (Metallic) Rojo Señal (Metalizado)	**71.071** Arctic Blue (Metallic) Azul Ártico (Metalizado)	**71.072** Gunmetal (Metallic) Fusil (Metalizado)	**71.073** Black (Metallic) Negro (Metalizado)	**71.074** Beige Beige	**71.075** Ivory RAL1001 Elfenbein	**71.076** Skin Tone Color Piel
	FS33538-RLM04-ANA614-BS356		FS30111-BS435		FS38903-RAL2005			
71.077 Wood Madera	**71.078** Yellow RLM04 RLM04 Gelb	**71.079** Tan Earth Tierra	**71.080** Rust Óxido	**71.081** Ochre Ocre	**71.082** Fluorescent Red Rojo Fluorescente	**71.083** Orange Naranja	**71.084** Fire Red Rojo Fuego	**71.085** Ferrari Red Rojo Ferrari
	RAL5013			FS35056	FS35044-RAL5004-ANA605-BS106	RAL6003	FS34094	
71.086 Light Red Rojo Claro	**71.087** Steel Blue Azul Acero	**71.088** French Blue Azul Francés	**71.089** Light Sea Blue Azul Mar Claro	**71.090** Deep Sky Azul Oscuro	**71.091** Signal Blue Azul Señal	**71.092** Medium Olive Ral6003 Olivgrün	**71.093** NATO Green Verde OTAN	**71.094** Green Zinc Chromate Verde Zinc
RAL6011		FS36118-ANA603	RLM78		FS36559-RLM84	RLM62	RLM26	RLM05
71.095 Pale Green Verde Pálido	**71.096** Olive Grey Verde Oliva Grisáceo	**71.097** Medium Gunship Gray Gris Medio USAF	**71.101** Light Blue RLM78 RLM78 Hellblau	**71.102** Red Rojo	**71.103** Grey Blue RLM84 RLM84 Graublau	**71.104** Green RLM62 RLM62 Grün	**71.105** Brown RLM26 RLM26 Braun	**71.106** Ivory RLM05 RLM05 Elfenbein
	FS35231-ANA609	FS35189-BS636	BS640	FS35109		FS35177	FS35237	RAL7016
71.107 US Interior Yellow US Amarillo Interior	**71.108** UK Azure Blue UK Azul Azure	**71.109** Faded P.R.U. Blue M-485 Blue Gray	**71.110** Dark Gray Gris Oscuro	**71.111** USAF Light Blue USAF Azul Claro	**71.112** Sand Arena	**71.113** IDF Blue Azul IDF	**71.114** Medium Gray Gris Medio	**71.115** Blue Grey RAL7016 Blaugrau
RAL7008	RAL8020	RAL7027	RAL9002	FS36320	FS36440-ANA620	FS33446	RLM42	FS34092-ANA612
71.116 Camouflage Grey Green RAL7008 Graugrün	**71.117** Camouflage Brown RAL8020 Braun	**71.118** Camouflage Grey RAL7027 Grau	**71.119** White Grey RAL9002 Grauweiss	**71.120** Dark Ghost Gray Gris Oscuro USAF	**71.121** Light Gull Gray Gris Gaviota USN	**71.122** US Desert Armour 686 US Cam. Moderno 686	**71.123** Dark Grey RLM42 RLM42 Dunkelgrau	**71.124** USAF Green Verde USAF
FS30219-ANA628	FS34227-BS283	FS36134		RAL2010		FS37769-RAL1015		
71.125 USAF Brown Marrón USAF	**71.126** IDF/IAF Green Verde IDF/IAF	**71.128** Gray Violet Gris Violeta	**71.129** Light Rust Óxido Claro	**71.130** Orange Rust Óxido Anaranjado	**71.131** Concrete Cemento	**71.132** Aged White Blanco Envejecido	**71.133** Dirt Suciedad	**71.134** IJA Midouri Green IJA Verde Midouri

Model Air Colors

FS33655-RAL1003
71.135
IJA Chrome Yellow
IJA Amarillo Cromado

71.136
IJA Earth Brown
IJA Marrón Tierra

FS34151-ANA611
71.137
US Light Green
US Verde Claro

FS30277
71.138
US Sand
US Arena

FS30118-ANA617
71.139
US Field Drab
US Marrón Verdoso

FS30279-ANA616
71.140
US Desert Sand
US Arena Desierto

71.141
IDF Sand Grey 73
IDF Gris Arena 73

71.142
IDF Sinai Grey 82
IDF Gris Sinaí 82

BS361
71.143
UK Light Stone
UK Piedra Clara

RAL1039
71.244
Sand Beige
Sandbeige

RAL1040
71.245
Loam Beige
Lehmbeige

RAL8031
71.246
Yellow Brown
Sandbraun

RAL6040
71.247
Light Olive
Helloliv

RAL7050
71.248
Brown Grey
Gris Marrón

FS30051-RAL8027
71.249
NATO Brown
Lederbraun

RAL6031
71.250
Bronze Green
Bronzegrün

FS37030-RAL9021
71.251
NATO Black
Teerschwarz

RLM65
71.255
Light Blue RLM65
RLM65 Hellblau

RLM73
71.256
Green RLM73
RLM73 Grün

RLM76
71.257
Light Blue RLM76
RLM76 Lichtblau

RLM74
71.258
Grey Green RLM74
RLM74 Graugrün

RLM75
71.259
Grey Violet RLM75
RLM75 Grauviolett

RLM63
71.260
Light Grey RLM63
RLM63 Hellgrau

RLM72
71.263
Green RLM72
RLM72 Grün

RLM81
71.264
Brown Violet RLM81
RLM81 Braunviolett

RLM80
71.265
Olive Green RLM80
RLM80 Olivgrün

RLM24
71.266
Dark Blue RLM24
RLM24 Dunkelblau

RLM25
71.267
Light Green RLM25
RLM25 Hellgrün

RAL6006
71.268
German Grey
RAL6006 Feldgrau

RAL3000
71.269
Red
RAL3000 Rot

RAL9001
71.270
Off-White
RAL9001 Weiss

RAL8012
71.271
German Red Brown
RAL8012 Rotbraun

RAL8000
71.272
German Yellow Brown
RAL8000 Gelbbraun

FS36176-BS629
71.273
Ocean Gray
Gris Oceano

FS36251
71.274
Aggressor Gray
Gris Aggressor

FS36270
71.275
USAF Medium Gray
USAF Gris Medio

FS36495
71.276
USAF Light Gray
Gris Claro

FS36231-ANA621
71.277
Dark Gull Gray
Gris Gaviota Oscuro

RLM79
71.278
Sand Yellow RLM79
RLM79 Sandgelb

FS37875-ANA601
71.279
Insignia White
Blanco Insignia

FS36170
71.280
Camouflage Gray
Gris Camuflaje

71.281
3B Russian Green
3B Verde Ruso

71.282
6K Russian Brown
6K Marrón Ruso

71.283
7K Russian Tan
7K Tierra Rusa

71.284
UK Light Mud
UK Marrón Claro

71.285
IJA Dark Green
IJA Verde Oscuro

71.286
IJA Olive Green
IJA Verde Oliva

71.287
IJA Khaki Brown
IJA Marrón Caqui

71.288
UK BSC 64 Portl. Stone
UK BSC 64 Piedra Portl.

FS34102
71.289
US Dark Green
US Verde Oscuro

FS30099
71.290
US Earth Brown
US Tierra Marrón

FS30257
71.291
US Earth Yellow
US Tierra Amarilla

FS34086
71.292
US Loam
US Marrón Barro

FS30117
71.293
US Earth Red
US Tierra Roja

FS34079-ANA631
71.294
US Forest Green
US Verde Bosque

FS35042-ANA607
71.295
USN Sea Blue
USN Azul Marino

FS36622
71.296
USAAF Light Gray
Curtiss Grey

71.297
JGSD Brown 3606
JGSD Marrón 3606

FS36357
71.298
M495 Light Gray
M495 Gris Claro

FS35164-ANA608
71.299
Intermediate Blue
Azul Intermedio

FS15042-ANA623
71.300
Glossy Sea Blue
Azul Mar Brillante

71.301
AMT-4 Cam. Green
AMT-4 Camuflaje Verde

BS210
71.302
Sky Type S
Verde Cielo

71.303
A-24M Cam. Green
A-24M Verde Camuflaje

71.304
AMT-11 Blue Grey
AMT-11 Azul Grisáceo

FS34373
71.305
Interior Grey Green
Interior Gris Verde

FS35550
71.306
Sky Blue
Azul Cielo

BS637
71.307
BS Medium Sea Grey
BS Gris Mar Medio

71.308
AMT-12 Dark Grey
AMT-12 Gris Oscuro

FS34096-BS634
71.309
Dark Slate Grey
Gris Pizarra Oscuro

71.310
IJN Deep Dark Green
IJN Verde Osc. Intenso

71.311
IJN Ash Grey
IJN Gris Ceniza

71.312
IJN Medium Grey
IJN Gris Medio

71.313
Dark Mediterranean Blue
Azul Mediterraneo Osc.

FS36081-ANA625
71.314
Seaplane Gray
Gris Hidroavión

71.315
Tire Black
Negro Caucho

71.316
N. 41 Dark Olive Drab
N. 41 Verde Oliva Oscuro

71.317
All SV. Gol Light Blue
All SV. Gol Azul Claro

71.318
AMT-7 Greyish Blue
AMT-7 Azul Grisáceo

71.319
A-28M Greyish Blue
A-28M Azul Grisáceo

71.320
AMT-1 Light Grey. Brown
AMT-1 Marrón Gr. Claro

FS34424-ANA610
71.321
IJA Light Grey Green
Sky Green

71.322
IJN Black Green
IJN Verde Negro

BS450
71.323
BS Dark Earth
BS Tierra Oscura

BS241
71.324
BS Dark Green
BS Verde Oscuro

71.325
IJN Dark Black Green
IJN Verde Negro Oscuro

71.326
IJA Grey Green
IJA Gris Verdoso

FS33531
71.327
IAF Sand
Arena IAF

FS35622
71.328
Light Blue
Azul Claro

FS34159
71.329
Green
Verde

71.330
Khaki Green Num. 3
Verde Caqui Nº3

71.331
Cockpit Emerald G."Faded"
Verde Interior Cabina

FS35450
71.332
Underside Blue "Faded"
Azul Desgastado

71.333
Russian AF Blue
Azul AF Ruso

71.334
Flanker Light Blue
Azul Claro Flanker

71.335
Flanker Light Gray
Gris Claro Flanker

71.336
A-14 Steel Grey
A-14 Gris Acero

71.337
Flanker Blue
Azul Flanker

71.338
Russian AF Grey Blue
Gris Azul AF Ruso

FS36373
71.339
Russian AF Grey N.3
Gris N.3 AF Ruso

71.340
Grey Green
Gris Verdoso

71.341
Green Grey
Verde Grisáceo

71.342
Russian AF Light Blue
Azul Claro AF Ruso

71.343
Russian AF Grey N.7
Gris N.7 AF Ruso

71.344
Rus. AF Grey Protec. Coat
Gris AF Ruso

71.345
Russian AF Grey N.8
Gris N.8 AF Ruso

71.346
Russian AF Grey N.4
Gris N.4 AF Ruso

71.347
Russian AF Dark Green
Verde Oscuro AF Ruso

FS20400
71.348
USAF Tan
USAF Marrón Arena

Mediums y Barnices / Mediums and Varnishes

70.510
Gloss Varnish
Barniz Brillante

70.520
Matt Varnish
Barniz Mate

70.522
Satin Varnish
Barniz Satinado

70.523
Liquid Mask
Máscara Líquida

71.261
Airbrush Thinner
Diluyente Aerógrafo

71.262
Flow Improver
Flow Improver

73.212
Decal Softener
Ablandador de Calcas

73.213
Decal Fix
Fijador de Calcas

73.214
Chipping Medium
Medium de Desgaste

Model Air Sets

Collection of sets of Model Air references for painting models, figures and dioramas. Containing bottles of 17 ml./0.57 fl.oz. (with eyedropper) and a color chart.

Colección de estuches de colores Model Air para pintar maquetas, miniaturas y dioramas. Contienen botellas de 17 ml./0.57 fl.oz. (con cuentagotas) y una carta de colores.

Model Air Sets 8 colors

Art. 71.174
Basic Colors

71.001 71.002 71.003 71.004 71.007 71.057
71.063 71.066

Art. 71.176
Metallic Colors

71.063 71.065 71.066 71.067 71.068 71.071
71.072 71.073

Model Air Sets 16 colors

Art. 71.178
Basic Colors

71.001 71.002 71.003 71.004 71.005 71.007
71.008 71.013 71.027 71.031 71.033 71.036
71.037 71.040 71.050 71.057

Art. 71.208
German WWII Europe & Africa

71.115 71.019 71.056 71.075 71.268 71.025
71.041 71.092 71.057 71.271 71.119 71.272
71.116 71.117 71.118 71.270

Art. 71.180
Allied Forces WWII

71.007 71.009 71.012 71.014 71.016 71.017
71.026 71.028 71.029 71.039 71.043 71.045
71.047 71.049 71.051 71.054

Art. 71.181
Metallic Effects

71.062 71.063 71.064 71.065 71.066 71.067
71.068 71.069 71.070 71.071 71.072 71.073
71.077 71.080 71.082 71.097

Art. 71.190
German/Allied WWII

71.001 71.011 71.012 71.015 71.016 71.017
71.024 71.025 71.028 71.039 71.040 71.041
71.043 71.057 71.081 71.096

Art. 71.191
Railway Colors (Europe)

71.001 71.014 71.019 71.028 71.037 71.039
71.049 71.057 70.522 71.062 71.069 71.076
71.078 71.080 71.084 71.090

Art. 71.192
Building Colors

71.001 71.002 71.004 71.006 71.007 71.010
71.027 71.029 71.036 71.042 71.050 71.057
70.510 71.072 71.073 71.085

Art. 71.194
Weathering Colors

71.001 71.015 71.028 71.029 71.036 71.044
71.050 71.053 71.056 71.057 71.069 71.073
71.076 71.079 71.080 70.520

Art. 71.185
WWII USAAF Aircraft

71.016 71.031 71.051 71.057 71.062 71.097
71.107 71.108 71.124 71.125 71.137 71.139
71.140 71.294 71.296 71.316

Art. 71.189
WWII British RAF & FAA

71.031 71.057 71.062 71.078 71.108 71.109
71.110 71.126 71.273 71.279 71.302 71.307
71.309 71.323 71.324 71.407

Art. 71.193
RLM Colors

66 74 75 76 81 82
71.055 71.258 71.259 71.257 71.264 71.022
83 84 61 62 63 65
71.011 71.103 71.042 71.104 71.260 71.255
70 71 02 04
71.021 71.015 71.044 71.078

Contains leaflet
Contiene folleto

Basic Color Series

These introductory sets contain a selection of essential basic colors for all those modellers who want to create their own shades by mixing and blending colors to explore all the chromatic possibilities.

Sets de introducción que contienen una selección de colores básicos imprescindibles para todos aquellos aficionados que deseen crear sus propios matices mediante mezclas generando multitud de posibilidades cromáticas.

Art. 71.154

Bluelight Set

8 x 17 ml./0.57 fl.oz. Model Air

The Bluelight Set contains the official RAL colors employed in the EEUU (official guide 2005) for use on emergency vehicles, such as ambulances, police vehicles and fire brigades.

El set "Luz Azul" contiene colores que corresponden a los colores RAL designados oficialmente en la EEUU (guía oficial de 2005) para vehículos de emergencia como ambulancias, coches de policía y bomberos.

71.001 71.243 71.240 71.083 71.084 71.241
71.242 71.004

Art. 71.167

Basic Colors & Airbrush

8 x 17 ml./0.57 fl.oz. Model Air + 2 x 17 ml./0.57 fl.oz. auxiliaries

Selection of 8 acrylic Model Air colors, 2 auxiliary products, an Ultra Harder & Steenbeck airbrush and a color chart.

Selección de 8 colores acrílicos Model Air y 2 productos auxiliares, con un aerógrafo Ultra Harder & Steenbeck y una carta de colores.

71.001 71.002 71.003 71.004 71.006 71.032
71.057 71.076 70.520 71.261

SCI-FI Color Series

The SCI-FI Color Series consists of a collection of sets developed to provide the model painter with the colors for science fiction figures and vehicles. The colors have been selected and formulated to reproduce the most popular colors from the science fiction universe.

La serie SCI-FI Color Series fue diseñada para facilitar al modelista diferentes procesos de pintura sobre figuras y vehículos de ciencia ficción, modelos de cazas de combate estelar, naves espaciales y modelos de ciencia ficción en general, muchos de ellos inspirados en modelos disponibles de dichas naves protagonistas en diversas sagas cinematográficas.

Art. 71.612

Star Fighters Colors

8 x 17 ml./0.57 fl.oz. Acrylic Airbrush Colors

Set designed for painting the scale models of space ships, jet hunters, star bombers or escort fighters of the Science Fiction universe, or for painting the models from Sci Fi film epics.

Set desarrollado para pintar modelos a escala de naves espaciales ligeras y cazas de combate, lanzaderas, bombarderos estelares o cazas de escolta, dentro del contexto de la Ciencia Ficción en general, o modelos de sagas cinematográficas.

71.002 71.103 71.119 71.296 71.269 71.065
71.073 72.747

Navy Color Series

The Navy Color Series is a collection of sets designed to assist the modeller in the process of painting ships and submarines of WWI and WWII. The references have been formulated to reproduce faithfully the original colors according to military norms and nomenclatures and the particular operational theatre. The assistance of historical and military experts has been of great value in the design and concept of these sets.

Serie de sets diseñados para facilitar al modelista diferentes procesos de pintura sobre barcos y submarinos de la Primera y la Segunda Guerra Mundial. Los colores han sido cuidadosamente seleccionados para reproducir fielmente los tonos empleados según normativa histórica y nomenclatura militar en el entorno de cada una de sus operaciones, así como nacionalidades y periodos histórico. En la confección y diseño de algunos sets intervienen regularmente modelistas profesionales y asesores históricos, personal cualificado vinculado a museos militares.

Art. 71.611

Nuclear Submarines

8 x 17 ml./0.57 fl.oz. Model Air

The set includes colors needed to paint the models of nuclear submarines currently deployed and regardless of nationality, since the patterns are very similar.

El set incluye referencias necesarias para pintar submarinos nucleares de toda nacionalidad actual, ya que presentan patrones de pintura muy similares.

71.279 71.023 71.084 71.046 71.052 71.057
71.062 71.067

Art. 71.615

Kriegsmarine WWII German Colors

8 x 17 ml./0.57 fl.oz. Model Air

Selection of colors for painting WWII war ships most common in service in Germany, such as submarines and support vessels. The colors selected for this set are the closest possible to available historical references.

Selección de colores para pintar los buques de la Segunda Guerra Mundial más comunes en servicio en Alemania, asi como submarinos y navíos de servicio. Los matices seleccionados son los más próximos a las referencias históricas.

71.012 71.049 71.050 71.051 71.084 71.119
71.121 70.522

Effects Color Series

A series of sets developed to depict different special effects on figures and models. The colors have been selected specifically to reproduce the consequences of exposure to the elements and of extreme wear under battle conditions on all kind of vehicles, such as the traces of rust and chipped paint, accumulated dirt and the impacted damages of battle, fire and destruction. They include the step by step use of non-metallic colors for metal surfaces.

Serie de sets diseñados para reproducir diversos efectos especiales sobre figuras y maquetas. Los colores han sido cuidadosamente seleccionados para representar fielmente efectos como la exposición a la intemperie de todo tipo de vehículos; secuelas de combate, como el óxido y la suciedad acumulada; efectos metálicos en figuras, usando colores no metalizados.

Art. 71.214

Ruins & Rubble

8 x 17 ml./0.57 fl.oz. Model Air

Selection of Model Air colors, especially formulated for painting buildings and unpaved roads; ruins, rubble and stone floors or tiles, in a city or in rural environments. Step by step by Chema Cabrero included.

Selección de colores para aerografía especialmente pensados para pintar edificios, escombros, ruinas, suelos de piedra y adoquines, o caminos sin asfaltar; tanto para ambientes urbanos como rurales. Incluye paso a paso de Chema Cabrero.

Step by Step induded

71.029 71.031 71.074 71.077 71.079 71.112
71.131 71.133

Effects Color Series

Art. 71.186

Rust & Chipping

8 x 17 ml./0.57 fl.oz. acrylic colors

Selection of airbrush colors to create the effects of rust and wear caused by exposure to weather and battle conditions. Includes step by step by Chema Cabrero.

Selección de colores de aerografía para crear efectos de óxido y envejecimiento sobre la superficie. Ilustrado con un paso a paso de Chema Cabrero.

70.605 71.042 71.080 71.129 71.130 71.033
73.214 70.520

Step by Step induded

Art. 71.187

Old & New Wood

8 x 17 ml./0.57 fl.oz. Model Air

Set with step by step by Scratchmod, for the creation of new wood and old gray-silver weathered wood effects. The wood colors can be used for boxes and crates as well as tool handles, etc. The old wood colors will help replicate much older and more weathered wood.

Set con paso a paso de Scratchmod, para recrear madera nueva y vieja. Los colores de madera se pueden utilizar para cosas tales como cajas y cajones, así como mangos de herramientas. Los colores de madera envejecida ayudarán a representar la madera más antigua y más deteriorada.

74.517 70.614 71.027 71.032 71.075 71.077
71.131 71.141

Step by Step induded

AFV Color Series

The AFV Color Series consists of a comprehensive collection of color sets designed to assist the modeller in all steps of painting the models of armoured and combat vehicles. The colors have been carefully developed to allow for a faithful reproduction of the historical shades of the colors used, following the norms, military nomenclatures and operational background. In the design of some of these sets we have been assisted by historical and military specialists adjoined to museums and historical societies.

La colección AFV Color Series facilita al modelista los diferentes procesos de pintura en vehículos y carros de combate. Los colores han sido seleccionados para reproducir fielmente los tonos empleados según normativa histórica y nomenclatura militar en el entorno de cada una de sus operaciones, utilizando cartas de color de archivos Federal Standard, RAL, British Standard, entre otros. En la confección y diseño de algunos sets intervienen modelistas profesionales y asesores históricos y personal cualificado vinculado a museos militares.

Art. 71.205

German Colors 1927-1941

Camouflage patterns for German vehicles

8 x 17 ml./0.57 fl.oz. Model Air

This set contains the colors for painting German vehicles from 1927 to 1941, with camouflage patterns by Euromodelismo.

El set contiene colores para pintar los vehículos alemanes de 1927 hasta 1941, con esquemas de camuflaje realizados por Euromodelismo.

71.420 71.038 71.019 71.115 71.056 71.042
71.268 71.075

Art. 71.206

German Colors 1940-1945

Camouflage patterns for German vehicles

8 x 17 ml./0.57 fl.oz. Model Air

The set contains the colors for painting German vehicles from 1940 to 1945, with camouflage patterns by Euromodelismo.

El set contiene colores para pintar los vehículos alemanes de 1940 hasta 1945, con esquemas de camuflaje realizados por Euromodelismo.

71.075 71.056 71.025 71.041 71.092 71.019
71.271 71.119

AFV Color Series

Art. 71.188

Soviet WWII Camo Colors

8 x 17 ml./0.57 fl.oz. Model Air

The set contains the colors for painting Soviet vehicles from 1935 to 1945. With step by step painting instructions by Adam Wilder and 6 camouflage patterns.

El set contiene colores para pintar vehículos soviéticos de 1935 hasta 1945. Incluye un paso a paso de Adam Wilder y 6 esquemas de camuflaje.

70.609 71.281 71.043 71.012 71.283 71.282
71.057 71.119

Art. 71.202

MERDC Camo Colors

8 x 17 ml./0.57 fl.oz. Model Air

In the 1970's, the US Mobility Equipment Research & Design Command (MERDC) developed a system of camouflage patterns for US Army vehicles. Each camouflage pattern consists of 4 colors (two primary and two secondary colors); the conditions of the local terrain determined which of the patterns were to be used.

En 1970, la US Mobility Equipment Research & Design Command (MERDC) desarrolló un sistema de patrones de camuflaje para vehículos del ejército estadounidense. Cada uno de los patrones estaba formado por 4 tonos (dos colores primarios y dos secundarios); que vinieron predeterminados según las condiciones del terreno o la estación del año.

71.057 71.137 71.138 71.139 71.279 71.289
71.294 70.522

Art. 71.613

Russian Greens (1928's to Present)

NEW!

8 x 17 ml./0.57 fl.oz. Model Air

The set includes all the shades of green used for base colors and camouflage patterns. From the beginning in the twenties of the mechanization of the army of the Soviet Union, including tanks and light and heavy vehicles, camouflage patterns were considered, and shades of green were employed as a standard base color.

Estuche que incluye todas las variedades de verde usadas como tono de camuflaje y colores base, desde los inicios de la mecanización por parte de la Unión Soviética, su ejército en los años 20, con la inclusión de carros de combate, vehículos de ruedas y vehículos ligeros, se contemplaron tanto patrones de camuflaje, como colores estándar para cubrir los mismos, decidiéndose por tonos verdes como colores base.

71.010 71.012 71.013 71.017 71.018 71.081
71.247 71.281

Art. 71.614

WWII British Colors UK/BEF/Europe 1939-1945

NEW!

8 x 17 ml./0.57 fl.oz. Model Air

The set includes all the references needed to paint any type of British army vehicles, used between 1939 and 1945, beginning with the forces stationed in British territory, the Expeditionary forces in France and the forces in Italy and on the European front. To determine the colors of this set we have been assisted by the expert Mike Starmer.

Estuche que incluye las referencias necesarias para pintar cualquier tipo de vehículo británico usado entre 1939 y 1945, desde los ubicados en territorio británico, como los de la Fuerza Expedicionaria en Francia, a los del frente europeo e Italia, vehículos de armamento, blindados o ligeros. Se ha contado con el asesoramiento del experto Mike Starmer.

71.005 71.038 71.039 71.284 71.316 71.324
71.330 70.607

AFV Color Series

Art. 71.619

Middle East Wars (1967's to Present)

NEW!

8 x 17 ml./0.57 fl.oz. Model Air

The set includes a selection of camouflage colors used for vehicles and tanks in the Yom Kippur War and other Middle East conflicts.

El estuche incluye una selección de tonos de camuflaje para vehículos y carros de combate de la Guerra de Yom Kippur y otros conflictos del Oriente medio.

71.017 71.020 71.028 71.037 71.041 71.046
71.075 71.105

Art. 71.620

Cold War & Modern Russian Desert Patterns

NEW!

8 x 17 ml./0.57 fl.oz. Model Air

This set contains a selection of colors for painting the camouflage patterns of contemporary soviet combat vehicles. The color references included are those of the official URSS colors, and include camouflage patterns currently used on AFV vehicles.

Este estuche incluye una selección de tonos para representar patrones de camuflaje sobre vehículos de combate soviéticos de la época contemporánea e incluye esquemas de camuflaje usados en la URSS en la actualidad sobre vehículos blindados y camiones.

71.020 71.034 71.039 71.094 71.132 71.137
71.244 71.246

Art. 71.621

Cold War & Modern Russian Green Patterns

NEW!

8 x 17 ml./0.57 fl.oz. Model Air

This set contains a selection of colors for painting the camouflage patterns on contemporary soviet combat vehicles, using as reference the official colors of the URSS. The set includes also camouflage patterns used nowadays on AFV vehicles.

Estuche que incluye una selección de tonos para representar patrones de camuflaje sobre vehículos de combate soviéticos de época contemporánea, tomando como referencia tonos oficiales de la URSS. También incluye esquemas de camuflaje usados en la actualidad sobre vehículos blindados y camiones.

71.009 71.106 71.137 71.045 71.014 71.012
71.018 71.057

Art. 71.622

WWII British Colors Africa 1939-1943

NEW!

8 x 17 ml./0.57 fl.oz. Model Air

This set contains a selection of colors needed for painting any type of British army vehicles, used between 1939 and 1943 and deployed from the African front up to Egypt and the Middle East. To determine the colors of this set we have been assisted by the expert Mike Starmer.

Estuche que incluye las referencias necesarias para pintar cualquier tipo de vehículo británico usado entre 1939 y 1943, desde el frente africano hasta Egipto y Oriente Medio, vehículos de armamento, blindados o ligeros. Se ha contado con el asesoramiento del experto Mike Starmer.

71.400 71.143 71.031 71.030 71.309 71.012
71.043 71.057

AFV Color Series

Art. 71.159

German ISAF Colors (Umtarnfarben)

8 x 17 ml./0.57 fl.oz. Model Air

The set contains a selection of colors used for the standard camouflage of vehicles in the EU (NATO), as well as the colors employed to change these patterns for a quick adjustment to the extreme climatic conditions on the dry deserts and mountains of the NATO missions in Mid-East territories.

El set contiene una selección de colores utilizados para los camuflajes estándard de vehículos de los ejércitos de la UE (OTAN) y los colores empleados para cambiar estos camuflajes rápidamente para ajustarlos a misiones en territorios de condiciones climáticas extremas en terrenos secos y desiertos.

71.244 71.245 71.246 71.249 71.248 71.247
71.250 71.251

Art. 71.160

IJA Colors Early/Late (1937-1945)

8 x 17 ml./0.57 fl.oz. Model Air

The set contains the colors to paint the camouflages of the Imperial Japanese Army (IJA). and includes the pattern for HA-Go Early Camouflage colors in China & Pacific 1937-1942 and the CHI-HA Late Camouflage colors implemented in 1942.

El set contiene colores para pintar camuflajes del ejército Imperial Japonés (IJA) con esquemas de pintado para colores HA-Go Early Camouflage en China y Pacífico 1937-1942, y colores del CHI-HA Late Camouflage, implementados en 1942. Con la colaboración de Lothar Limprecht.

70.611 71.136 71.134 71.035 71.135 70.610
71.093 71.042

Art. 71.625

WWII US Army Europe & North Africa 1942-1945

NEW!

8 x 17 ml./0.57 fl.oz. Model Air

The set includes all the tones used as base colors as well as those used to create the different camouflage schemes used in Europe (ETO), winter pattern camo and the schemes used by operating vehicles in North Africa.

En el set se incluyen todos los tonos usados como colores base, así como los utilizados para realizar los distintos esquemas de camuflaje comúnmente utilizados en Europa (ETO), esquemas invernales y los esquemas utilizados por los vehículos operativos en el Norte de África.

71.001 71.132 71.075 71.138 71.137 71.289
71.303 71.043

Art. 71.623

WWII USMC Colors Green & Grey Patterns 1942-1945

NEW!

6 x 17 ml./0.57 fl.oz. Model Air

The set includes all the tones used to depict the different camouflage schemes used by the USMC on its vehicles, as well as the reference Ocean Grey, used on AMTRAC units operating in Saipan or Tarawa, as well as other combat landing areas.

En el set se incluyen todos los tonos usados para realizar los distintos esquemas de camuflaje comúnmente utilizados por el USMC sobre sus vehículos, así como la referencia Ocean Grey, usada en unidades AMTRAC, operativos en Saipan o Tarawa y otras zonas de desembarco.

71.279 71.139 71.043 71.137 71.294 71.273

AFV Color Series

Art. 71.624

WWII USMC Colors Sand Patterns 1942-1945

NEW!

6 x 17 ml./0.57 fl.oz. Model Air

The set includes all the tones used to depict the different camouflage schemes specifically used by the USMC on its vehicles in combat zones such as Okinawa or Iwo Jima.

En el set se incluyen todos los tonos usados para realizar los distintos esquemas de camuflaje comúnmente utilizados por el USMC sobre sus vehículos, en zonas de combate como Okinawa o Iwo Jima.

71.075 71.037 71.293 71.290 71.043 71.057

Art. 71.207

DAK Colors 1941-44

Deutsches Afrika Korps

6 x 17 ml./0.57 fl.oz. Model Air

The set contains the colors needed to paint the models of AFV and German vehicles operative in DAK units during the 1941-1944 period, starting with the early references from railway depots applied over the color RAL7021, to the new colors designed especially for this operative environment, and including Olivgrün for the Tunisia units.

El set incluye todos los tonos necesarios para pintar carros de combate y vehículos encuadrados dentro de las unidades del DAK durante el periodo de 1941 a 1944, desde los tonos iniciales procedentes de uso ferroviario, aplicado sobre el RAL7021, hasta los nuevos matices especialmente diseñados para ese entorno operativo, incluyendo el Verde Oliva para las unidades estacionadas en Túnez.

71.117 71.272 71.116 71.118 71.092 71.056

Art. 71.209

US Modern Desert Colors

6 x 17 ml./0.57 fl.oz. Model Air

A set designed to show effects of light, shadow and volume on modern US AFV models as well as on other vehicles in a desert environment. The references included allow the application of several concepts such as panel and zenithal light or color modulation with transition from dark shadow to lighter tones, creating the perception of volume. The set includes step by step instructions to suggest the process of painting and highlighting.

Un set diseñado para representar efectos de luz, sombra y volumen sobre los vehículos, equipamiento y blindados americanos contemporáneos. Las referencias permiten aplicar conceptos de iluminación como el panelado, la luz cenital o la modulación de color con transiciones de sombra a tonos más claros, creando percepción de volumen. Incluye un paso a paso como sugerencia de proceso de pintura e iluminación.

71.029 71.140 71.291 71.122 71.075 71.132

Art. 71.210

IDF Colors

Israeli Defence Force

6 x 17 ml./0.57 fl.oz. Model Air

This set includes the Olive Drab used on the operative vehicles in the beginning of the 1956 Sinai War, the 67 Sand Grey color used in the beginning of the Six Days War, the 73 Sand Grey of the Yom Kippur conflict, the 82 Sinai Grey deployed in Lebanon and the actual shade of 87 Tan Green.

Incluye el verde Olive Drab usado en los vehículos operativos durante sus inicios en las Guerras del Sinai del 56, el tono Sand Grey 67 usado desde la Guerra de los seis días, el tono Gris Arena 73 en el conflicto del Yom Kippur, el tono Sinai Grey 82 de los conflictos del Libano,y el actual Tan Green 87.

71.043 70.614 71.141 71.142 71.023 70.522

AFV Color Series

Art. 71.211

British Caunter Colors

6 x 17 ml./0.57 fl.oz. Model Air

This set contains the colors for the application of the well know British Caunter Camouflage scheme on AFV vehicles, as well as other equipment included in this new ordinance for disruptive camouflage. The colors have been developed especially, following the historical references given in the book by M. Starmer. Also included are the references Purple Light Brown and Light Stone used for the two-tone camouflage scheme.

En este set podemos encontrar las referencias que nos permitirán aplicar el conocido camuflaje tipo Caunter sobre camiones y blindados, así como en otro equipamiento que quedó agrupado por esa nueva normativa de camuflaje disruptivo. Los matices se han estudiado especialmente siguiendo las indicaciones históricas de M. Starmer. Asimismo se incluyen las referencias de Light purple Brown y Ligth Stone para representar el camuflaje de dos tonos.

71.288 71.143 71.401 71.012 71.330 71.402

Art. 71.212

MERDC Desert Colors

Mobility Equipment Research & Design Command

6 x 17 ml./0.57 fl.oz. Model Air

In the 1970s, the US Mobility Equipment Research & Design Command (MERDC) developed a camouflage pattern color system for vehicles of the United States Army. This consisted of a color scheme of standardized patterns for each vehicle, to be used with twelve colors. This set includes all the tones needed to represent the Gray and Red Desert patterns.

En la década de 1970, el US Mobility Equipment Research & Design Command (MERDC) desarrolló un sistema de patrones de camuflaje para vehículos del Ejército de los Estados Unidos. Éstos consistieron de un sistema de patrones estandarizados para cada vehículo, para ser utilizado con un sistema de doce colores. El set incluye todos los tonos necesarios para representar los patrones Grey y Red Desert.

71.291 71.138 71.293 71.139 71.057 70.522

Art. 71.213

Wheels & Tracks

6 x 17 ml./0.57 fl.oz. Model Air

The set contains colors to represent of several types of rubber on wheels and covers, for the rubber used on the mixed track links used on modern and Second World War AFV, as well as for the tracks with a rust effect or metal with a polished finish due to abrasion. Ivory color is used to create effects of dust, using an airbrush or a regular brush.

El set incluye colores para representar varios tipos de caucho sobre ruedas y cubiertas así como para representar dicho material sobre las cadenas mixtas de carros tanto modernos como de la Segunda Guerra mundial, incluyendo la pintura de cadenas con un efecto de óxido o metal pulido por el roce. La referencia Ivory nos permite crear efectos de empolvado sea a pincel o usando aerógrafo.

71.075 71.080 71.315 71.042 71.057 71.072

Art. 71.168

Camouflage Colors & Airbrush

10 x 17 ml./0.57 fl.oz. Model Air

Selection of 10 acrylic Model Air colors with an Ultra Harder & Steenbeck airbrush and a color chart.

Este estuche contiene una selección de 10 colores acrílicos Model Air, con un aerógrafo Ultra Harder & Steenbeck y una carta de colores.

71.009 71.013 71.023 71.031 71.035 71.038
71.056 71.075 71.079 71.092

AFV
Armour Painting System

Airbrush colors for gradation highlights, shadows and volumes
AFV Painting System. Consists in the application of a series of base colors in half and quarter tones, in a gradual change from one shade to another. These effects of light and shadow, contrast and volume, will give the scale model an authentic and realistic appearance.

Colores de aerografía para gradaciones de luces, sombras y volúmenes
Sistema de pintura para Vehículos Blindados. Consiste en la aplicación sucesiva de varias capas graduales aportando una variedad en los tonos con lo que el modelista conseguirá un efecto de luz, sombra, contraste y volumen, aportando un atractivo realismo al modelo.

Art. 78.400
AFV Dunkelgrau German Dark Grey
6 x 8 ml./0.27 fl.oz. Model Air

The set contains colors for German armoured vehicles, with step by step by José Brito. See also our Weathering set for yellow and grey vehicles (Ref. 78.405).

El set contiene colores para vehículos blindados. Incluye paso a paso de José Brito. Véase también Weathering set for yellow and grey vehicles (Ref. 78.405).

601 054 053 052 050 522

Art. 78.401
AFV Dunkelgelb German Yellow
6 x 8 ml./0.27 fl.oz. Model Air

The set contains colors for German armoured vehicles, with step by step by José Brito. See also our Weathering set for yellow and grey vehicles (Ref. 78.405).

El set contiene colores para vehículos blindados. Incluye paso a paso de José Brito. Véase también Weathering set for yellow and grey vehicles (Ref. 78.405).

604 025 028 027 075 522

Art. 78.402
US Army Olive Drab Verde Oliva USA
6 x 8 ml./0.27 fl.oz. Model Air

The set contains the colors of US armoured vehicles, with step by step by José Brito. See also our Weathering set for green vehicles (Ref. 78.406).

El set contiene colores para vehículos blindados (US Army). Incluye paso a paso de José Brito. Véase también Weathering set for green vehicles (Ref. 78.406).

608 013 016 043 044 522

Art. 78.403
Russian Green 4BO Verde Ruso 4BO
6 x 8 ml./0.27 fl.oz. Model Air

The set contains the colors for Russian armoured vehicles, with step by step by José Brito. See also our Weathering set for green vehicles (Ref. 78.406).

El set contiene colores para vehículos blindados (URSS). Incluye paso a paso de José Brito. Véase también Weathering set for green vehicles (Ref. 78.406).

609 018 017 223 225 522

AFV Painting System

Art. 78.407

UK Bronze Green
Verde Bronce UK

6 x 8 ml./0.27 fl.oz. Model Air

The set contains the colors for UK armoured vehicles, with step by step by Chema Cabrero. See also our Weathering set for green vehicles (Ref.78.406).

El set contiene colores para vehículos del ejército británico. Incluye paso a paso de Chema Cabrero. Véase también Weathering set for green vehicles (Ref.78.406).

601 018 250 252 225 522

Art. 78.408

Modern Russian Green
Verde Ruso Moderno

6 x 8 ml./0.27 fl.oz. Model Air

The set contains colors for painting Russian armoured vehicles, with step by step by Chema Cabrero. See also our Weathering set for green vehicles (Ref.78.406).

El set contiene colores para pintar vehículos del ejército ruso. Incluye paso a paso de Chema Cabrero. Véase también Weathering set for green vehicles (Ref.78.406).

601 015 012 094 254 522

Art. 78.411

German Red Oxide
Oxid Rot

6 x 8 ml./0.27 fl.oz. Model Air

The set contains German Red Oxide colors for armoured vehicles, with step by step by Chema Cabrero.

El set contiene tonos de óxido rojo utilizados en vehículos blindados alemanes. Incluye paso a paso de Chema Cabrero.

601 039 041 253 105 522

Art. 78.412

US Vietnam
Olive Drab

6 x 8 ml./0.27 fl.oz. Model Air

The set contains the US Vietnam colors for armoured vehicles, with step by step by Joaquín García Gázquez. See also our Weathering set for green vehicles (Ref. 78.406).

El set contiene colores de US Vietnam para vehículos blindados. Incluye paso a paso de Joaquín García Gázquez. Véase también Weathering set for green vehicles (Ref. 78.406).

608 043 254 075 017 035

AFV Weathering System

Art. 78.405

Weathering
for Yellow/Grey
vehicles

6 x 8 ml./0.27 fl.oz. acrylic colors
+ 1 x 9 g./0.32 fl.oz. Pigment

The set contains colors and pigment for weathering armoured vehicles, with step by step by José Brito.

Contiene colores y un pigmento para el envejecimiento y desgaste de vehículos blindados. Incluye paso a paso de José Brito.

513 515 104 822 976 985 233

Art. 78.406

Weathering for
Green vehicles

6 x 8 ml./0.27 fl.oz. acrylic colors
+ 1 x 9 g./0.32 fl.oz. Pigment

The set contains colors and pigment for weathering armoured vehicles, with step by step by José Brito.

Contiene colores y un pigmento para el envejecimiento y desgaste de vehículos blindados. Incluye paso a paso de José Brito.

512 514 104 822 976 985 233

AFV Camouflage Colors

Art. 78.409

German Afrika Korps (DAK) 1941/1942

6 x 8 ml./0.27 fl.oz. acrylic colors

The set contains the colors for the early DAK vehicles of the Afrika Korps, with step by step by Chema Cabrero.

El set contiene los colores de los primeros vehículos DAK de Afrika Korps. Incluye paso a paso de Chema Cabrero.

603 606 116 230 097 520

Art. 78.410

German Afrika Korps (DAK) 1942/1944

6 x 8 ml./0.27 fl.oz. Model Air

The set contains the colors for the DAK vehicles after 1942, with step by step by Chema Cabrero.

El set contiene los colores de los vehículos DAK posteriores a 1942 de Afrika Korps. Incluye paso a paso de Chema Cabrero.

603 117 118 223 028 520

Art. 78.414

German Camouflage 1943/1944

6 x 8 ml./0.27 fl.oz. Model Air

The set contains the Wehrmacht camouflage colors 1943-44 for armoured vehicles, with step by step by Chema Cabrero.

El set contiene colores de camuflaje Wehrmacht (1943-44), para vehículos blindados. Incluye paso a paso de Chema Cabrero.

604 230 041 040 092 006

Art. 78.413

NATO Armour Colors

6 x 8 ml./0.27 fl.oz. Model Air

The set contains NATO colors for armoured vehicles are presented in this set, with step by step by Chema Cabrero.

Contiene los 6 colores de la OTAN para vehículos blindados. Incluye paso a paso de Chema Cabrero.

612 231 249 040 251 054

Air War Color Series

Model Air sets developed on the base of intensive research and precise color matching with the Federal Standard 595, RLM and British Standard Colors BS381C color specifications. The sets include the colors for the airplane profiles and camouflage patterns drawn by Mark Rolfe and Pablo Albornoz. With the collaboration of "Pieza a Pieza Modelling Workshop".

Estuches de Model Air formulados después de un riguroso estudio y comprobado su tono exacto con la guía Federal Standard 595, RLM y British Standard Colours BS381C. Incluyen perfiles de aviones realizados por Mark Rolfe y Pablo Albornoz, en los cuales se indican los colores necesarios para pintar los esquemas de camuflajes y una descripción de los mismos. Con la colaboración de "Pieza a Pieza Modelling Workshop".

Art. 71.155

US Navy & USMC colors from 70's to present

8 x 17 ml./0.57 fl.oz. Model Air

Set of Model Air colors developed for painting the color schemes of most of the US NAVY and USMC aircraft in service since the seventies to present.

Estuche de colores Model Air desarrollado para pintar los esquemas de la mayoría de los aviones de la US NAVY y USMC de la década de los 70 hasta la actualidad.

FS37875 AV71.279	FS36440 AV71.121	FS35237 AV71.114	FS36118 AV71.097	FS36231 AV71.277	FS36320 AV71.120	FS36375 AV70615	FS36495 AV71.276

FS36440: Upper surface color for carrier-based US Navy aircraft from 1955 to 1977. Employed in combination with FS17875 for the lower surface. Also general finish for TPS 1977 color scheme and "Ferris" camouflage. **FS37875:** Lower surface color for carrier-based US Navy aircraft from 1955 to 1977. Employed in combination with FS36440 or FS16440 for upper surface. **FS35237:** Low visibility TPS color scheme for carrier-based aircraft starting 1980. Combined with FS36375/36320. For example see aircraft: F-4S, F-14D, A-6E, EA-6B, etc. **FS36118:** Low visibility TPS color scheme for USMC aircraft starting 1980. Combined with FS36320/36231. For example see AV-8B Harrier. **FS36231:** Low visibility TPS for USMC aircraft starting 1980. Combined with FS36118/36320. For example see AV-8B Harrier. **FS36320:** Low visibility TPS color scheme for carrier-based aircraft starting 1980. Combined with FS35237/36375. For examples see aircraft F-4S, F-14D, A-6E, EA-6B, etc. **FS36375:** Low visibility TPS color scheme for carrier-based aircraft starting 1980. Combined with FS35237/36320. For examples see aircraft F-4S, F-14D, A-6E, EA-6B, etc. **FS36495:** Low visibility TPS color scheme for the first models of F/A-18 aircraft, starting 1980. Combined with FS36375/35237.

Art. 71.156

USAF colors "Grey Schemes" from 70's to present

8 x 17 ml./0.57 fl.oz. Model Air

Set of Model Air colors developed for painting the low visibility grey color schemes ("Hill", "Mod Eagle", "Ghost", etc.) of the USAF aircraft from the seventies to present.

Estuche de colores Model Air desarrollado para pintar esquemas grises de baja visibilidad ("Hill", "Mod Eagle", "Ghost", etc.) de los aviones de la USAF de la década de los 70 hasta la actualidad.

FS36231 AV71.277	FS36118 AV71.097	FS36176 AV71.273	FS36251 AV71.274	FS36270 AV71.275	FS36320 AV71.120	FS36375 AV70615	FS36495 AV71.276

FS36231: Interior cockpit color in the USAF fighters (F-4, F-15, F-16, etc.). **FS36118:** Color scheme "Ferris", Egypt" and "Hill". Combined with FS36270/36320/ 36375. Example aircraft F-4G, A-10C, F-16C. **FS36176:** Color schemes "Mod Eagle" and "Ghost". Combined with FS36251/36375. Example aircraft F-15C, F-22A. **FS36251:** Color scheme "Mod Eagle" and "Ghost". Combined with FS36176/36375. Example aircraft F-15C, F-22A. **FS36270:** Color scheme "Egypt" and "Hill". Combined with FS 36118/36375. Example aircraft F-4G, F-16C. **FS36320:** Color scheme "Ghost" and "Hill". Combined with FS 36118/36375. Example aircraft : A-10C, F-15C. **FS36375:** Color scheme "Ghost", "Egypt", "Hill", Ferris" and "Mod Eagle". Combined with FS36118/36176/36251/36270/36320. See example aircraft: F-15C, A-10C, F-16C, F-22A.**FS36495:** Color scheme "Ghost " First models F/A-18's. Also color scheme "Flipper" (A-10A) and Agressor "MIG-29" (F-16).

Air War Color Series

Art. 71.157

US Navy & USMC colors 1940-1945

8 x 17 ml./0.57 fl.oz. Model Air

Set with Model Air colors developed for painting the principal camouflage patterns of most of the US NAVY & USMC aircraft used in WWII.

Estuche de colores Model Air desarrollado para pintar los principales esquemas de la mayoría de los aviones de la US NAVY & USMC utilizados en la Segunda Guerra Mundial.

M-485 FS 35189 AV71.109	M-495 FS 36357 AV71.298	ANA 601 FS 37875 AV71.279	ANA 607 FS 35042 AV71.295	ANA 608 FS 35164 AV71.299	ANA 620 FS 36440 AV71.121	ANA 621 FS 36231 AV71.277	ANA 623 FS 15042 AV71.300

M-485 Blue Gray (FS 35189): Color used for upper surface, combined with M-496, since August 1941 to the beginning of 1943. **M-495 Light Gray (FS 36357):** Monochromatic color scheme for all aircraft surfaces starting December 1940 until summer 1941 and for lower surfaces, combined with M-485, starting August 1941 until January 1943. **ANA 601 Insignia White (FS 37875):** Color used for numbers, insignias, etc. during the entire War. For lower surfaces, a tricolor scheme (ANA 607/ANA 608/ANA 601) was used from January 1943 to June 1944. Lower surface and sides color scheme ASW I & II Atlantic Zone. **ANA 607 NS Sea Blue (FS 35042):** Upper surface tricolor scheme (ANA 607/ANA 608/ANA 601), from January 1943 until June 1944. **ANA 608 Intermediate Blue (FS 35164):** Side fuselaje tricolor scheme (ANA 607/ANA 608/ANA 601), from January 1943 until June 1944. **ANA 620 Light Gull Gray (FS 36440):** Side fuselaje color scheme ASW I Atlantic Zone(ANA 621/ANA 620/ANA 601), from January 1943 until the end of the war. **ANA 621 Dark Gull Gray (FS 36231):** Upper surface color scheme ASW I & II Atlantic Zone (ANA 621/ANA 620/ANA 601), from January 1943 until the end of the war. **ANA 623 Glossy Sea Blue (FS 15042):** Monochromatic color scheme for all aircraft surfaces from June 1944 until the end of the war. This color is the same as ANA 607 but with a gloss finish.

Art. 71.183

US Army Air Corps Mediterranean Theater Operations (MTO) WWII

8 x 17 ml./0.57 fl.oz. Model Air

Set with Model Air colors developed for painting the camouflage patterns of most of the US ARMY AIR CORPS aircraft deployed in the Mediterranean Theater of Operations (MTO) during WWII.

Estuche de colores Model Air desarrollado para pintar los esquemas de camuflaje de la mayoría de los aviones del US ARMY AIR CORPS utilizados en el Teatro de Operaciones Mediterráneo (MTO) durante la Segunda Guerra Mundial.

N.41 AV71.316	N.43 FS 36173 AV71.051	ANA 609 FS 35231 AV71.108	ANA 611 FS 34151 AV71.137	ANA 615 FS 30266 AV71.031	ANA 616 FS 30279 AV71.140	ANA 617 FS 30118 AV71.139	Zinc Chromate Yellow AV71.107

N. 41 Olive Drab: Due to the large stock available this color was used before and during the entire war on the upper surfaces of all types of US ARMY aircraft. **N. 43 Neutral Gray (FS 36173):** Color used before and during the War, owing to the great quantity of stock available, on lower surfaces of all kind of aicraft in the US ARMY. **ANA 609 Azure Blue (FS 35231):** Lower color desert pattern of the RAF, adopted by the USAAF, combined with ANA 615/ANA 617 on upper surfaces. **ANA 611 Interior Green (FS 34151):** Standard color for most cockpits and crew areas throughout the entire war. **ANA 615 Middlestone (FS 30266):** Upper surface color desert pattern combined with ANA 617 and ANA 609 on the lower part of the fuselage. Similar to RAF color for operations in this theatre of operations. **ANA 616 Desert Sand (FS 30279):** Color developed for the USAAF for dry and desert theatres of operations. Color was applied to the upper surface only, or combined with ANA 613 Olive Drab, and lower surface N.43 Neutral Gray. **ANA 617 Dark Earth (FS 30118):** Upper surface color desert pattern, combined with ANA 615 and ANA 609 for lower surfaces, similar to the RAF colors for this theatre of operations. **Zinc Chromate Yellow:** Basic primer used by the aeronautic industry to protect interior and exterior structures.

Air War Color Series

Art. 71.184

US Army Air Corps China-Burma-India (CBI) Pacific Theater WWII

8 x 17 ml./0.57 fl.oz. Model Air

Set with Model Air colors developed for painting the camouflage patterns of most of the aircraft of the US ARMY AIR CORPS deployed in the China/Burma/India (CBI) Theater of Operations, as well as in the Pacific Campaign during WWII.

Estuche de colores Model Air desarrollado para pintar los esquemas de la mayoría de los aviones de la US ARMY AIR CORPS utilizados en el teatro de operaciones China/Burma/India (CBI), así como en la campaña del Pacífico durante la Segunda Guerra Mundial.

Curtiss Brown AV71.125	Curtiss Green AV71.294	Curtiss Grey AV71.296	N.43 FS36173 AV71.051	ANA 611 FS34151 AV71.137	ANA 612 FS34092 AV71.124	ANA 613 FS 34088 AV71.016	Aluminium AV71.062

Curtiss Brown DuPont: Upper surface color combined with Curtiss Green, manufactured by DuPont according to RAF specifications for aircraft based in UK and deployed by USAAF. **Curtiss Green DuPont:** Upper surface color combined with Curtiss Brown manufactured by DuPont according to RAF specifications for aircraft based in UK and deployed by USAAF. **Curtiss Gray DuPont:** Lower surface color combined with Curtiss Green and Curtiss Brown manufactured by DuPont according to RAF specifications for aircraft based in UK and deployed by USAAF. **N. 43 Neutral Gray (FS 36173):** Due to the large stocks available, this color was used before and during the entire War for lower surfaces on all types of US Army aircraft. **ANA 611 Interior Green (FS 34151):** Standard color for most cockpits and crew areas throughout the entire war. **ANA 612 Medium Green (FS 34092):** Color used ocasionally on N. 41/ANA 613 in the form of irregular patches to break the outline the profile of the aircraft. Principally used for bombers. **ANA 613 Olive Drab (FS 34088):** Color which subtitutes color N. 41 Olive Drab starting 1942 according to the new ANA specification. Due to the large stock of N. 41 available, both tones coexisted during the War. **Aluminium:** At the beginning of 1944, the obligation to paint the aircraft was abolished, and planes left the factory in natural, unpainted metal.

Art. 71.182

US Army Air Corps European Theater Operations (ETO) WWII

8 x 17 ml./0.57 fl.oz. Model Air

Set with Model Air colors developed for painting the principal camouflage patterns of most of the US ARMY AIR CORPS aircraft deployed in the European Theater of Operations (ETO) during WWII.

Estuche de colores Model Air desarrollado para pintar los principales esquemas de camuflaje de la mayoría de los aviones de la US ARMY AIR CORPS utilizados en el Teatro de Operaciones Europeo (ETO) durante la Segunda Guerra Mundial.

N.41 AV71.316	N.43 FS 36173 AV71.051	ANA 603 FS 36118 AV71.097	ANA 611 FS 34151 AV71.137	ANA 612 FS 34092 AV71.124	ANA 613 FS 34088 AV71.016	Zinc Chrom. Yellow AV71.107	Aluminium AV71.062

N. 41 Olive Drab: Due to the large stock available, this color was used before and during the entire War on the upper surfaces of all kind of US ARMY aircraft. **N. 43 Neutral Gray (FS 36173):** Due to the large stock available, this color was used before and during the entire War on the lower surfaces of all kind of US ARMY aircraft. **ANA 603 Sea Gray (FS 36118):** Color which replaces N.43 Neutral Gray beginning 1.942 according to the new norm ANA. The large stock of N.43 available resulted in both colors coexisting during the entire War. **ANA 611 Interior Green (FS 34151):** Standard Color in most cockpits and crew areas during the entire War. **ANA 612 Medium Green (FS 34092):** Color used ocasionally on N. 41/ANA 613 in the form of irregular patches to break the outline the profile of the aircraft. Principally used for bombers. **ANA 613 Olive Drab (FS 34088):** Color which substitutes N. 41 Olive Drab starting 1942, in accordance with the new ANA guidelines. The large quantity available of N.41 caused both colors to coexist. **Zinc Chromate Yellow:** Basic primer employed in the aeronautic industry to protect the interior and exterior structure. **Aluminium:** At the beginning of 1944, the obligation to paint the aircraft was abolished, and planes left the factory in natural, unpainted metal.

Air War Color Series

Art. 71.165

Luftwaffe colors pre-war to 1941

8 x 17 ml./0.57 fl.oz. Model Air

Set of Model Air colors developed for the camouflage patterns of any type WWII Luftwaffe aircraft previous to the WWII and the Spanish Civil War (Condor Legion), as well as for the campaigns and initial phases of the conflict in Poland, Northern Europe, and the battles of France and England.

Estuche de colores Model Air desarrollado para pintar esquemas de camuflaje de cualquier tipo de avión de la Luftwaffe, previos a la Segunda Guerra Mundial y Guerra Civil Española "Legión Cóndor", así como las campañas o fases iniciales del conflicto: Polonia, Países Nórdicos, Batalla de Francia, Batalla de Inglaterra, etc.

RLM 61	RLM 62	RLM 63	RLM 65	RLM 70	RLM 71	RLM 02	RLM 04
AV71.042	AV71.104	AV71.260	AV71.255	AV71.021	AV71.015	AV71.044	AV71.078

RLM 61: Standard upper surface camouflage color, combined with RLM 62/63. Pre-WWII and "Legión Cóndor". Fighters, bombers, reconnaissance and transport aircraft, etc. **RLM 62:** Standard upper surface camouflage color, combined with RLM 61/63. Pre-WWII and "Legión Cóndor". Fighters, bombers, reconnaissance and transport aircraft, etc. **RLM 63:** Standard upper surface camouflage color, combined with RLM 61/62. Pre-WWII and "Legión Cóndor". Fighters, bombers, reconnaissance and transport aircraft, etc. **RLM 65:** Standard lower surface color, used on fighters until middle 1941, and all other aircraft (bombers, reconnaissance, transport and maritime, etc.) from 1938 to 1945. **RLM 70:** Standard camouflage color for upper surface, combined with RLM 71. Fighters from 1938 to beginning 1940, and other aircraft (bombers, reconnaissance, transport, etc.) from 1938 to 1945. **RLM 71:** Standard camouflage color for upper surface, combined with RLM 70. Fighters from 1938 to beginning of 1940, and other aircraft, (bombers, reconnaissance, transport, etc.) from 1938 until 1945. **RLM 02:** Color for interiors until middle 1941, and upper camouflage for fighters, combined with RLM 71 until 1941, and mottled camouflage until 1945. **RLM 04:** Color for tactical identification (fuselage stripes, wing tips, engine zone, etc.) and for lettering, numbers and insignia. From 1938 until 1945.

Art. 71.166

Luftwaffe colors 1941 to end-war

8 x 17 ml./0.57 fl.oz. Model Air

Set of Model Air colors developed for the camouflage patterns of all Luftwaffe models of fighters (single-engine, heavy and night fighters) starting in 1941, as well as the colors employed towards the end of the war (1944-45) on the latest models of interceptors, and on the revolutionary new jets and latest model aircraft.

Estuche de colores Model Air desarrollado para pintar los esquemas de camuflaje de todo tipo de caza (monomotor, pesado y nocturno) de la Luftwaffe a partir de 1941, así como los tonos del final de la guerra (1944-45) usados en los últimos modelos de interceptores y los revolucionarios reactores y aviones de última generación.

RLM 66	RLM 74	RLM 75	RLM 76	RLM 81	RLM 82	RLM 83	RLM 84
AV71.055	AV71.258	AV71.259	AV71.257	AV71.264	AV71.022	AV71.011	AV71.103

RLM 66: Interior cockpit color from 1940 to 1945. **RLM 74:** Standard upper surface camouflage color, combined with RLM 75. For all fighter models, (single engine, heavy and night fighters). From middle 1941 to 1945. **RLM 75:** Standard upper surface camouflage color, combined with RLM 74. For all fighter models, (single engine, heavy and night fighters). From middle 1941 to 1945. **RLM 76:** Standard lower surface color. For all fighter models, (single engine, heavy and night fighters). From middle 1941 to 1945. **RLM 81:** Upper surface camouflage color, combined with one or more colors (RLM 82/83/75). All types of fighters, (single engine, heavy and night fighters), and late generation bombers. From 1944 to 1945. **RLM 82:** Upper surface camouflage color, combined with one or more colors (RLM 81/83/75). All types of fighters, (single engine, heavy and night fighters), and late generation bombers. From 1944 to 1945. **RLM 83:** Upper surface camouflage color, combined with 1 or more colors (RLM 81/82/75). All types of fighters, (single engine, heavy and night fighters), and late generation bombers. From 1944 to 1945. **RLM 84:** Alternative color to RLM 76, for lower surfaces on single engine fighters (Me. 109 & Fw. 190). From 1944 to 1945.

Air War Color Series

Art. 71.164

Luftwaffe Maritime & Tropical colors

8 x 17 ml./0.57 fl.oz. Model Air

Set of Model Air colors developed for the painting of Luftwaffe camouflage patterns developed for aircraft in maritime deployment, as well as for the colors used for any type of aircraft operating in the North African campaign and the Mediterranean zone starting in 1941.

Estuche de colores Model Air desarrollado para pintar los esquemas de camuflaje de la Luftwaffe, diseñados para los aparatos de uso marítimo, así como los tonos empleados por cualquier tipo de avión operativo en la campaña del norte de África y área del Mediterráneo a partir de 1941.

RLM 65 AV71.255	RLM 72 AV71.263	RLM 73 AV71.256	RLM 78 AV71.101	RLM 79 AV71.278	RLM 80 AV71.265	RLM 02 AV71.044	RLM 66 AV71.055

RLM 65: Standard color for lower surface, for fighters from 1938 to the middle of 1941, and for rest of aircraft (bombers, reconnaissance, transport and maritime, etc.) from 1938 to 1945. **RLM 72:** Standard camouflage color for upper surfaces, combined with RLM 73. All types of seaplanes, (hidros, reconnaissance, attack, etc.) from 1938 to 1945. **RLM 73:** Standard camouflage color for upper surfaces combined with RLM 72. All types of seaplanes, (hidros, reconnaissance, attack, etc.) from 1938 to 1945. **RLM 78:** Standard lower surface color for all types of aircraft (fighters, bombers, reconnaissance, transport, etc.) deployed in desert and tropical terrain. From 1941 to 1943/44. **RLM 79:** Standard camouflage color for upper surfaces, used by itself or combined with RLM 80. For all kind of aircraft (fighters, bombers, reconnaissance, transport, etc.) deployed in desert and tropical terrain. From 1941 to 1943/44. **RLM 80:** Camouflage color for upper surface, combined with RLM 79. For all kind of aircraft (fighters, bombers, reconnaissance, transport, etc.) deployed in desert and tropical terrain. From 1941 to 1943/44. **RLM 02:** Interior cockpit color until the middle of 1941. Combined with RLM 71 used as upper surface camouflage color for fighters until 1941 and for mottled camouflage until 1945. **RLM 66:** Interior cockpit color employed from the middle of 1940 to 1945.

Art. 71.144

RAF colors special "Battle of Britain"

8 x 17 ml./0.57 fl.oz. Model Air

Set of Model Air colors developed for painting the RAF fighter aircraft which participated in the major air battle of all times, "The Battle of Britain", from the beginning in July 1940 to the final phase or "Night Blitz" in May 1941.

Estuche de colores Model Air desarrollado para pintar los caza de la RAF que participaron en el mayor choque aéreo de todos los tiempos: "La batalla de Inglaterra", desde su comienzo en Julio de 1940, y su fase final o "Blitz Nocturno" en Mayo de 1941.

BS 450 AV71.323	BS 241 AV71.324	BS 210 AV71.302	BS 216 AV71.009	BS 101 AV71.404	BS 642 AV71.057	BS 283 AV71.126	FS 34373 AV71.305

Dark Earth (BS 450): Combined with Dark Green and other colors, camouflage for the upper surface , used since 1937 and during the entire war on all types of aircraft and fronts. **Dark Green (BS 241):** Combined with Dark Earth or other colors for camouflage of the upper surface, used since 1937 and during the entire war on all types of aircraft and fronts. **Sky Type S (BS 210):** Lower color introduced in June 1940 for all kind of aircraft and daytime use (RAF & FAA); also used for tactical markings, numbers and identification. **Eau de Nil "Duck Egg Green" (BS 216):** Lower color alternative for Sky Type S, much used at the beginning of the war for fighters and bombers with "Temperate Land" camouflage schemes, also for tactical markings. **No. 1 Sky Blue "Duck Egg Blue" (BS 101):** Lower color alternative to Sky Type S, at beginning of war in fighters and bombers with color scheme "Temperate Land", Coastal Command and tactical markings. **Night Black (BS 642):** Lower parts of aircraft for daytime use combined with White and/or Aluminium or Sky Type S, from 1937 to April 1941. All lower surfaces of all kind of aircraft for night use during the entire war. **Interior Grey-Green (BS 283):** Interior Color commonly used mostly on interior structures, cockpits and crew compartments on all types of aircraft of the RAF & FAA. **Interior Grey-Green (FS 34373):** Color variation for interior color BS 283, much used on interior structures, cockpits and crew compartments on all types of aircraft of the RAF & FAA.

Air War Color Series

Art. 71.145

RAF colors Bomber & Training Air Command 1939-1945

8 x 17 ml./0.57 fl.oz. Model Air

Set of Model Air colors developed for painting all the bombers (light, medium and heavy) of the Bomber Air Command of the RAF from 1939 until the end of WWII. This set also includes "Trainer Yellow" which, combined with the other colors or by itself, can be used for most of the training aircraft and prototypes.

Estuche de colores Model Air desarrollado para pintar todos los bombarderos (ligeros, medios y pesados) del Bomber Air Command de la RAF desde 1939 hasta final de la guerra. Incluye el color "Trainer Yellow", que combinado con el resto de tonos o a solas nos permitirá decorar la mayoría de aparatos de entrenamiento, enlace e incluso prototipos.

BS 450 AV71.323	BS 241 AV71.324	BS 642 AV71.057	BS 637 AV71.307	BS 210 AV71.302	FS 34373 AV71.305	BS 283 AV71.126	BS 356 AV71.078

Dark Earth (BS 450): Color for upper surface, combined with Dark Green (Temperate Land Scheme), from 1939 until the end of the war, for Bombers in day and night time missions. **Dark Green (BS 241):** Color for upper surface, combined with Dark Earth (Temperate Land Scheme) o Medium Sea Grey ("Mosquito Bombers"), from 1939 until the end of the war. Day and night time Bombers. **Night Black (BS 642):** Color for the lower surface of night-bombers, combined with Dark Earth/Dark Green on the upper surface (Temperate Land Scheme). From 1939 until the end of the war. **Medium Sea Grey (BS 637):** Color for the lower and upper surface of "Mosquito" bombers 1944-45, combined with Dark Green. Also used for numbers and codes. **Sky Type S (BS 210):** Color for the lower surface, combined with Dark Earth/Dark Green (Temperate Land Scheme) and for the upper surface, from 1939 until the end of the war. Also used for numbers, codes and fuselage stripes. **Trainer Yellow (BS 356):** Color for lower surface of entire aircraft (1942-1945), for training aircraft, aircraft for liaison and tug targets (striped with Night Black), combined with Dark Earth/Dark Green (Temperate Land Scheme) on the upper surface starting 1939 until the end of the war. Also for numbers, codes and fuselage stripes. **Interior Grey-Green (BS 283):** Interior color, mostly used for interior structures, cockpits and crew areas of all types of RAF and FAA aircraft. **Interior Grey-Green (FS 34373):** Variation of the interior color BS 283, mostly used in interior structures, cockpits and crew areas of all types of RAF and FAA aircraft.

Art. 71.148

RAF colors Coastal Command 1939-1945

8 x 17 ml./0.57 fl.oz. Model Air

Set of Model Air colors developed for painting the aircraft of the RAF Coastal Command, for land based aircraft as well as for seaplanes, from 1939 until the end of the war.

Estuche de colores Model Air desarrollado para pintar los aviones del Mando Costero de la RAF (Coastal Command), tanto aparatos basados en tierra como hidroaviones, desde 1939 hasta final de guerra.

BS 450 AV71.323	BS 241 AV71.324	BS 640 AV71.110	BS 634 AV71.309	BS 210 AV71.302	FS 35550 AV71.306	BS 642 AV71.057	FS 37875 AV71.279

Dark Earth (BS 450): Color for upper surface, combined with Dark Green (Temperate Sea Scheme), from 1939 to 1941, used on land based aircraft, for all kind of missions. **Dark Green (BS 241):** Color for upper surface of the plane, combined with Dark Green (Temperate Sea Scheme), from 1939 to 1941, used on land based aircraft, for all kind of missions. **Extra Dark Sea Grey (BS 640):** Color for upper surface, combined with Dark Slate Grey (Temperate Sea Scheme) from July 1941 until the end of the war, or by itself (1944-45), for all types of aircraft and missions. **Dark Slate Grey (BS 634):** Color for the upper surface, combined with Extra Dark Sea Grey (Temperate Sea Scheme), from July 1941 until the end of the war for all types of planes and missions. **Sky Type S (BS 210):** Color for lower surface, with Dark Earth/Dark Green o Extra Dark Sea Grey/Dark Slate Grey (Temperate Sea Scheme) on the upper part from 1939 until the end of the war. Also used for numbers, codes and fuselage stripes. **Sky Blue (FS 35550):** Color for lower surface, combined with Dark Earth/Dark Green or Extra Dark Sea Grey/Dark Slate Grey (Temperate Sea Scheme) on the upper part from 1939 to 1941. **Night Black (BS 642):** Color for lower surface combined with Dark Earth/Dark Green on the upper surface (Temperate Sea Scheme) or Extra Dark Sea Grey/Dark Slate Grey, from September 1940 to June 1941. **White (FS 37875):** Color for lower surface and sides combined with Extra Dark Sea Grey/Dark Slate Grey on the upper surface (Temperate Sea Scheme). From July 1941 until the end of the war.

Air War Color Series

Art. 71.146

RAF colors SEAC (Air Command South East Asia) 1942-1945

8 x 17 ml./0.57 fl.oz. Model Air

Set of Model Air colors formulated for painting all models of aircraft of the RAF in the SEAC (Air Command South East Asia) based in the British colonies in the Far East.

Estuche de colores Model Air desarrollado para pintar todo tipo de avión de la RAF del SEAC (Air Command South East Asia), destinados en las colonias británicas del "Far East".

BS 450 AV71.323	BS 241 AV71.324	BS 629 AV71.273	BS 637 AV71.307	BS 210 AV71.302	FS 35550 AV71.306	BS 642 AV71.057	FS 37875 AV71.279

Dark Earth (BS 450): Upper surface color, combined with Dark Green. From 1941 until the end of the war. **Dark Green (BS 241):** Upper surface color combined with Dark Earth or Ocean Grey. From 1941 until the end of the war. **Ocean Grey (BS 629):** Upper surface color combined with Dark Green. From 1942 until the end of the war. **Medium Sea Grey (BS 637):** Lower surface color combined with Dark Earth/Dark Green or Ocean Grey/Dark Green on the upper surface from 1942 until the end of the war. Also used for numbers and codes. **Sky Type S (BS 210):** Lower surface color, combined with Dark Earth/Dark Green on the upper surface from 1941 until 1943. Also used for numbers, codes and fuselage stripes. **Sky Blue (FS 35550):** Lower surface color combined with Dark Earth/Dark Green on the upper surface starting in 1941 until the beginning of 1942. Also used for numbers, codes and fuselage stripes. **Night Black (BS 642):** Lower surface color together with Sky Type S or Sky Blue, combined with Dark Earth/Dark Green on the upper surface (Temperate Land Scheme) from 1941 until beginning 1942. **White (FS 37875):** Color for theater of operation identification stripes on the fuselage and wing surfaces, also used for numbers and codes.

Art. 71.162

RAF colors Day Fighters 1941-1945 & P.R.U.

8 x 17 ml./0.57 fl.oz. Model Air

Set of Model Air colors developed for painting the RAF Day Fighter aircraft from August 1941 until the end of the War, as well as the HF Interceptors (High Fighters). The set also includes colors for the PRU (Photographic Reconnaissance Unit) aircraft.

Estuche de colores Model Air desarrollado para pintar los caza diurnos de la RAF desde Agosto de 1941 hasta el final de la Guerra, así como Interceptores de "Alta Cota" HF (High Fighters). También incluye los tonos para decorar aviones de Reconocimiento Fotográfico o PRU.

BS 629 AV71.273	BS 241 AV71.324	BS 637 AV71.307	BS 210 AV71.302	BS 636 AV71.109	PRU Pink AV71.408	BS 642 AV71.057	FS 37875 AV71.279

Ocean Grey (BS 629): Upper surface camouflage scheme for day fighters (Temperate Land) combined with Dark Green, used from 1941 until the end of the war. **Dark Green (BS 241):** Upper surface camouflage scheme for day fighters (Temperate Land) combined with Dark Green, used from 1941 until the end of the war. **Medium Sea Grey (BS 637):** Lower surface color scheme for day fighters (Temperate Land) combined with Dark Green/ Ocean Grey, used since 1941 until the end of the war and for upper surface fighters HF fighters combined with PRU Blue. **Sky Type S (BS 210):** Tactical markings, numbers and identification, as well as propeller cones. **P.R.U. Blue (BS 636):** General color for Photographic Reconnaissance Units (PRU) of medium and high altitudes. Also used for lower part of HF fighters. **P.R.U. Pink (FS 31668):** General color for Photographic Reconnaissance Units (PRU) of medium and low altitudes. **Night Black (BS 642):** Invasion stripes alternating with the color White, for fuselage and both sides of the central part of the wings. Used before and during "D" day and the invasion of Normandy. **White (FS 37875):** Invasion stripes alternating with the color Night Black, for fuselage and both sides of the wings. Used before and during "D" day and the invasion of Normandy.

Air War Color Series

Art. 71.163

RAF colors Desert Scheme & M.T.O. 1940-1945

8 x 17 ml./0.57 fl.oz. Model Air

Set of Model Air colors developed for painting all types of RAF aircraft with the color patterns "Tropical Land Scheme", "Desert Scheme", "Special Coastal Scheme", etc. from June 1940 until the end of the War, in North Africa and the Mediterranean theatre.

Estuche de colores Model Air desarrollado para pintar todo tipo de avión de la RAF, esquemas "Tropical Land Scheme", "Desert Scheme", "Special Coastal Scheme", etc. desde Junio de 1940 hasta el final de la Guerra, en el norte de África y el área del Mediterráneo.

FS 35550 AV71.306	FS 35231 AV71.108	FS 35177 AV71.113	FS 35050 AV71.313	BS 241 AV71.324	BS 450 AV71.323	BS 210 AV71.302	BS 362 AV71.031

Dark Earth (BS 450): Color upper surface at the beginning of the conflict and "Tropical Land Scheme", "Desert Scheme", combined with Dark Green, Middle Stone or Light Earth. From 1940 until end of war. **Dark Green (BS 241):** Color upper surface at the beginning of the conflict and scheme "Tropical Land Scheme", combined with Dark Earth, Middle Stone or Light Earth. From June 1940 to end of 1941. **Sky Blue (FS 35550):** Color of lower surface at the beginning of the conflict June/July 1940 until the end of 1941, combined with Dark Earth and Middle Stone. **Middle Stone (BS 362):** Color for upper surface of "Tropical Land Scheme" and "Desert Scheme", replacing Dark Green. From the beginning of 1941 until the end of the war. **Sky Type S (BS 210):** Color lower surface at the beginning of the conflict (June/July 1940) until the end of that year, as well as for special patterns for aircraft based on Malta. **Dark Mediterranean Blue (FS 35050):** Color for upper surface of scheme "Special Coastal" combined with Light Mediterranean Blue. For aircraft based in Malta for all kind of special maritime operations. **Light Mediterranean Blue (FS 35117):** Color for upper surface of scheme "Special Coastal" combined with Dark Mediterranean Blue. For aircraft based in Malta for all kind of special maritime operations. Also alternative lower section color Azure Blue. **Azure Blue (FS 35231):** Lower surface color of most aircraft of all types for North African and Mediterranean Theater of Operations starting at the end of 1940/ beginning 1941 until the end of the war.

Art. 71.149

RAF Day Fighters pre-war to 1941

8 x 17 ml./0.57 fl.oz. Model Air

Set of Model Air colors. developed for painting the RAF fighter camouflage scheme "Temperate Land" in its different color combinations from the years before WWII (starting in 1937) and the beginning of the conflict in 1939, with the first battles in Norway, Netherland, France and England, until August 1941. The set also includes the colors for the "Shadow Compensation" color scheme used in biplanes of all models and deployment.

Estuche de colores Model Air desarrollado para pintar el esquema de camuflaje "Temperate Land" de los caza de la RAF y sus distintas combinaciones de colores, desde los años previos a la II GM (a partir de 1.937), el estallido del conflicto en 1939 con las batallas iniciales en Noruega, Países Bajos, Francia e Inglaterra, hasta Agosto de 1941. También incluye los tonos para el esquema "Shadow Compensation" utilizado en biplanos de todo tipo y rol.

BS 450 AV71.323	BS 241 AV71.324	FS 30257 AV71.291	Light Green AV71.403	BS 210 AV71.302	FS 37875 AV71.279	BS 642 AV71.057	FS 37178 AV71.062

Dark Earth (BS 450): Combined with Dark Green and other colors for camouflage of the upper surface, used from 1937 and during the entire war on all kind of aircraft and fronts. **Dark Green (BS 241):** Combined with Dark Earth and other colors, for camouflage of the upper surface, used from 1937 and during the entire war on all kind of aircraft and fronts. **Light Earth (FS 30257):** Combined with Light Green, camouflage for the lower surface (fuselaje and wings) biplanes "Shadow" color scheme. First tropical and desert camouflage schemes, combined with other colors. **Light Green (FS 34102):** Combined with Light Earth, camouflage for the lower surface (fuselage and wings) biplanes "Shadow" color scheme. First tropical and desert camouflage schemes combined with other colors. **Sky Type S (BS 210):** Lower color introduced in June 1940 for all types of aircraft and daytime deployment (RAF & FAA). Also for tactical markings, numbers and identification. **White (FS 37875):** Color for lower surface of aircraft daytime deployment, combined with Night Black and/or Aluminium, from 1937 until June 1940. **Night Black (BS 642):** Color for lower surface of aircraft in daytime deployment, combined with White and/or Aluminium or Sky Type S, from 1937 until April 1941. Also for all lower surfaces of aircraft nocturnal deployment, during the entire war. **Aluminium (FS 37178):** General color for all surfaces before 1937 and from then on only for the lower surface of fighters, combined with White and Night Black.

Air War Color Series

Art. 71.147

FAA (Fleet Air Arm) colors 1939-1945

8 x 17 ml./0.57 fl.oz. Model Air

Set of Model Air colors developed for painting aircraft of the Fleet Air Arm (FAA) of the British fleet, for land-based aircraft or embarked on carriers from 1939 until the end of the WWII, British or American.

Estuche de colores Model Air desarrollado para pintar los aviones del "Fleet Air Arm" (FAA) de la Flota británica, tanto para aparatos basados en tierra como embarcados en los porta-aviones, desde 1939 hasta el final de la Segunda Guerra Mundial, de origen inglés o americano.

BS 640 AV71.110	BS 634 AV71.309	BS 638 AV71.405	BS 639 AV71.406	FS 36463 AV71.407	BS 210 AV71.302	BS 642 AV71.057	FS 37875 AV71.279

Extra Dark Sea Grey (BS 640): Upper surface color combined with Dark Slate Grey (Temperate Sea Scheme) from 1937 until the end of the war, for all types of aircraft and missions. **Dark Slate Grey (BS 634):** Upper surface color combined with Dark Sea Grey (Temperate Sea Scheme) from the end of 1937 until the end of the war, for all types of aircraft and missions. **Dark Sea Grey (BS 638):** Upper surface color of the lower wing of biplanes, combined with Light Slate Grey (Shadow Scheme) until the end of 1940. For all kind of aircraft and missions. **Light Slate Grey (BS 639):** Upper surface color of the lower biplane wings, combined with Dark Sea Grey (Shadow Scheme) until the end of 1940. For all kind of aircraft and missions. **Sky Grey (FS 36463):** Lower surface and sides, alone or combined with Night Black or Night Black/White, from 1937 until the beginning of 1941. Also used for numbers, codes and fuselage stripes. **Sky Type S (BS 210):** Color used on sides and lower surface of aircraft, from March 1941 until the end of the war, also for numbers, codes and fuselage stripes. **Night Black (BS 642):** Lower color combined with Sky Grey/White from October 1939 to February 1940, with Sky Grey from November 1940 to January 1941, or only by itself in different periods for special night missions. **White (FS 37875):** Color used for lower surface and lateral sections of the plane starting 1942 in antisubmarine missions or ASW.

Art. 71.196

Soviet Air Force VVS pre-war to 1941 "Great Patriotic War"

8 x 17 ml./0.57 fl.oz. Model Air

Set with Model Air colors developed for painting the various color combinations of the camouflage color schemes of the Soviet aircraft, starting with the years prior to WWII (the thirties) until the URSS entered "The Great Patriotic War" in June 1941.

Estuche de colores Model Air desarrollado para pintar los esquemas de camuflaje de aviones soviéticos y sus distintas combinaciones de colores, de los años previos a la Segunda Guerra Mundial (años 30's) hasta la entrada en el conflicto de la URSS en Junio de 1941 o "Gran Guerra Patriótica".

Zashchitnyi AV71.409	All Zashchitnyi AV71.410	A-19F AV71.411	Grey-Blue AV71.412	All SV. Gol AV71.317	A-18F AV71.413	All Aluminiovy AV71.062	AEH-9 AV71.414

"Zashchitnyi" Khaki: Upper surfaces of airplanes with metallic finish or combined construction of wood and fabric. **All Zashchitnyi Camouflage Green:** Nitrocellulose lacquer for upper surfaces of aircraft with a combined structure of wood and fabric, and eventually metal. Specifications issued in 1937 and used between 1938-1941. **A-19f Grass Green:** Alkyd treated enamel for upper surfaces of aircraft with a metal structure or metal parts in a combined structure of wood and metal. Specifications issued June 1940. **Grey-Blue:** Lower surface color for airplanes with a metallic finish or a combined wood and fabric structure during the 1927-37 decade. **All Sv.gol. (Svetlo goluboi) Light Blue:** Nitro cellulose lacquer for the lower surfaces of aircraft with structures of combined wood and fabric, and eventually metal. Widely used in 1940 -1942 and gradually replaced by AMT-7. **A-18f Light Blue:** Alkyd treated enamel for lower surfaces of airplanes with metallic structures or metallic parts in a mixed metal and wood structure. Specifications issued in June 1940. **All Aluminiovyi:** Nitrocellulose lacquer for overall finish or for lower surface on some models in 1938, as well as fabric surfaces of mixed structure aircraft. Specifications issued in 1938-1940. **AEh-9 Light Grey:** Alkyd treated enamel for general surface of aircraft with metal structures and metallic parts in mixed structures. Beginning 1941 used for interior structures. Specifications issued in 1937-1940.

Air War Color Series

Art. 71.197

Soviet Air Force VVS 1941 to 1943 “Great Patriotic War”

8 x 17 ml./0.57 fl.oz. Model Air

Set with Model Air colors developed for painting various camouflage schemes of Soviet aircraft and their different color combinations, from the beginning of the “Great Patriotic War” in June 1941 until the year 1943, turning point on the Eastern Front.

Estuche de colores Model Air desarrollado para pintar los esquemas de camuflaje de aviones soviéticos y sus distintas combinaciones de colores, del comienzo de la “Gran Guerra Patriótica” en Junio de 1941 hasta el año 1943, punto de inflexión en el Frente del Este.

All Zashchitnyi AV71.410	AMT-4 AV71.301	A-24M AV71.303	AMT-6 AV71.251	All SV. Gol AV71.317	AMT-7 AV71.318	A-28M AV71.319	MK-7 AV71.001

All Zashchitnyi Camouflage Green: Nitrocellulose lacquer for upper surface of aircraft with combined wood/fabric and eventually metal structures. Specifications issued in 1937 and used between 1938 and 1941. **AMT-4 Camouflage Green:** Nitrocellulose lacquer for upper surface color scheme “Black/Green” for aircraft of combined wood/metal structures and metallic finish. **A-24m Camouflage Green:** Oil-based enamel equivalent of the color AMT-4, upper surface color scheme “Grey/Brown/Green” and “Black/Brown Green” for airplanes with metal structures. **AMT-6 Matt Black:** Nitrocellulose lacquer for upper color scheme “Black/Green” used on aircraft of mixed structure and metal finish. **All Sv.gol. (Svetlo goluboi) Light Blue:** Nitrocellulose lacquer for lower surface of aircraft with combined fabric/wood and eventually metal structure. Used widely in 1940-1942 and gradually replaced by AMT-7. **AMT-7 Greyish Blue:** Nitrocellulose lacquer for lower surfaces of aircraft with combined fabric/wood and metal structures. Introduced starting 1943 as a substitute for All Sv.gol. **A-28m Greyish Blue:** Oil-based enamel equivalent to color AMT-7, for inferior part of aircraft with metallic structure. With time this color acquired a yellow tint. **MK-7 Matt White:** Removable, water-soluble paint, for temporary or seasonal deployment, used for Winter camouflage during the entire war (1941-1945).

Art. 71.198

Soviet Air Force VVS 1943 to 1945 “Great Patriotic War”

8 x 17 ml./0.57 fl.oz. Model Air

Set with Model Air colors developed for painting the various camouflage schemes of the Soviet aircraft and their different color combinations, from 1943 to the end of the “Great Patriotic War” in May 1945 with the Fall of Berlin and the end of the Third Reich.

Estuche de colores Model Air desarrollado para pintar los esquemas de camuflaje de aviones soviéticos y sus distintas combinaciones de colores, de 1943 hasta el final la “Gran Guerra Patriótica” en Mayo de 1.945 con la caída de Berlín y el final del Tercer Reich.

AMT-1 AV71.320	A-21m AV71.415	AMT-4 AV71.301	A-24m AV71.303	AMT-6 AV71.251	AMT-7 AV71.318	AMT-11 AV71.304	AMT-12 AV71.308

AMT-1 Light Greyish Brown: Nitrocellulose laquer for upper part color scheme “Grey-Brown-Green” for airplanes of mixed fabric/wood and metal structure. Used starting 1943. **A-21m Light Greyish Brown:** Oil-based enamel, equivalent to the color AMT-1 but more yellow, used in upper color scheme “Grey/Brown/Green” and “Black/Brown/Green” for aircraft of metallic structure. **AMT-4 Camouflage Green:** Nitrocellulose lacquer, upper color scheme “Black/Green” for airplanes of mixed structure and metallic finish. **A-24m Camouflage Green:** Oil-based enamel, equivalent to the color AMT-4, superior color scheme “Grey/Brown/Green” and “Black/Brown/Green” for aircraft of metal structure. **AMT-6 Matt Black:** Nitrocellulose lacquer, upper color scheme “Black/Green” and “Black/Brown/Green” for aircraft of mixed structure and metallic finish, as well as for lower part of aircraft for night deployment. **AMT-7 Greyish Blue:** Nitrocellulose lacquer for lower surfaces of aircraft of metal and mixed structure. Introduced starting 1943 as a substitute for All Sv.gol. **AMT-11 Blue Grey:** Nitrocellulose lacquer for upper surface scheme “Grey/Grey” for aircraft of mixed structure, principally fighters. Used starting 1943. **AMT-12 Dark Grey:** Nitrocellulose lacquer for upper scheme “Grey/Grey”(fighters) and “Grey/Brown/Green” for aircraft of mixed structure. Used starting 1943.

Air War Color Series

Art. 71.152

Imperial Japanese Army (IJA) colors pre-war to 1945

8 x 17 ml./0.57 fl.oz. Model Air

Set with Model Air colors developed to paint aircraft of the aviation division of the Japanese Imperial Army (IJA) deployed in the war with China during the years previous to the attack on Pearl Harbor (December 1941) and the subsequent entry into the WWII conflict until August 1945.

Estuche de colores Model Air desarrollado para pintar los aviones de la división de aviación del ejército Imperial Japonés (IJA), utilizados en la guerra con China durante los años previos al ataque a Pearl Harbor (Diciembre de 1941) y su posterior entrada en el conflicto mundial hasta Agosto de 1945.



IJA Dark Green AV71.285 | IJA Olive Green AV71.286 | IJA Khaki Brown AV71.287 | IJA Dark Beige AV71.416 | IJA Grey Green AV71.326 | IJA Light Grey Green AV71.321 | AOTAKE Trans. Green AV71.417 | Aluminium AV71.062

IJA Dark Green (FS 34082): Upper surface color applied in one coat only and/or mottled on natural metal or Grey Green/Light Grey Green lower surface. Also combined with Dark Beige in multiple combinations. **IJA Olive Green (FS 33070):** Upper surface color very similar to its equivalent "Olive Drab" of the USAAF. Used beginning 1943 on fighters of the IJA. On natural metal or Grey Green/Light Grey Green lower surface. **IJA Khaki Brown (FS 30118):** Upper surface color and occasionally on all surfaces of single-engine aircraft and bi-engine fighters in the years 1944/45. Combined with Grey Green on lower surfaces. **IJA Dark Beige (FS 30215):** Upper surface color combined with Dark Green or occasionally as single color coating. Lower surface in metal or Grey Green/Light Grey Green. **IJA Grey Green (FS 36405):** Lower surface color used beginning 1943. Combined with any of the green or khaki colors on the upper surface. Fabric control surfaces on aircraft with metal finish. **IJA Light Grey Green (FS 34424):** Color for lower or all surfaces. Combined with any of the green or khaki colors on the upper surface. Fabric control surfaces on aircraft with metal finish. **Aluminium (FS 37178):** In aircraft of the IJA the absence of camouflage, either partial or total, is customary. **"Aotake" Translucent Green:** Translucent lacquer, a protector applied on the interior parts of metallic structures (fuselage, cockpit, etc.).

Art. 71.169

Imperial Japanese Navy (IJN) colors pre-war to 1945

8 x 17 ml./0.57 fl.oz. Model Air

Set of Model Air colors developed to paint aircraft of the aviation division of the Japanese Imperial Navy (IJN) for aircraft embarked on carriers as well as land based, used in the war with China during the years previous to the attack on Pearl Harbor (December 1941) and the subsequent entry into the WWII conflict until August 1945.

Estuche de colores Model Air desarrollado para pintar los aviones de la división de aviación de la Marina Imperial Japonesa (IJN) tanto embarcados en portaaviones como en tierra, utilizados en la guerra con China durante los años previos al ataque a Pearl Harbor (Diciembre de 1941) y su posterior entrada en el conflicto mundial hasta Agosto de 1945.

IJN Dark Black Green AV71.325 | IJN Black Green AV71.322 | IJN Deep Dark Green AV71.310 | IJN Ash Grey AV71.311 | IJN Medium Grey AV71.312 | IJN Medium Brown AV71.418 | AOTAKE Trans. Blue AV71.419 | Aluminium AV71.062

IJN Dark Black Green (FS 34052): Upper surface color applied in one coat only on Ash Grey/Médium Grey on lower surface or natural metal. Used on Mitsubishi and other makes of aircraft. **IJN Black Green (FS 34077):** Upper surface color applied in one coat only on Ash Grey/Medium Grey on lower surface or natural metal. Common on "Zeros" produced by Nakajima and all kind of aircraft of other manufacturers. **IJN Deep Dark Green (FS 34058):** Upper surface color applied in one coat only on Medium Grey on lower surface or natural metal. Planes manufactured by Kawanishi, Aichi, etc. **IJN Medium Brown (FS 30122):** Upper surface color combined with Dark Black Green/Black Green on Ash Grey/Medium Grey on lower surface, on bombers and hidro-planes in Chinese and Pacific theaters of operations until the middle of the war. **IJN Ash Grey (FS 36350):** Color used until 1942/43 for most embarked aircraft on all surfaces or combined with Dark Black Green/Black Green for the upper part. **IJN Medium Grey (FS 36375):** Color for lower part or all surfaces, combined with any of the green shades of the upper part. Fabric control surfaces. **Aluminium (FS 37178):** On IJN aircraft, the partial or total absence of camouflage in prewar years and at the end of the war is customary. **"Aotake" Translucent Blue:** Translucent laquer, a protector applied on the interior parts of metallic structures (fuselage, cockpit, etc.).

Air War Color Series

Art. 71.203

Israeli Air Force (IAF) colors post 1967 to present

8 x 17 ml./0.57 fl.oz. Model Air

Set with Model Air Colors developed for painting aircraft of the Israeli Air Force (IAF) in a color-scheme known as "Desert Colors", deployed after the "Six Day War" until the actual grey color schemes of "Areal Superiority".

Estuche de colores Model Air desarrollado para pintar aviones de la Israeli Air Force (IAF) empleados con posterioridad a la "Guerra de los Seis Días", esquema conocido como "Desert Colors", hasta los actuales esquemas grises de "Superioridad Aérea".

FS30219	FS33531	FS34227	FS34424	FS35622	FS36231	FS36320	FS36375
AV71.125	AV71.327	AV71.126	AV71.321	AV71.328	AV71.277	AV71.120	AV70.615

Brown (FS 30219): Upper surface color scheme "Desert Colors", combined with Sand (FS 33531) and Green (FS 34227) or Sky Green (FS 34424), starting in the eighties. **Sand (FS 33531):** Upper surface color scheme "Desert Colors", combined with Brown (FS 30219) and Green (FS 34227) or Sky Green (FS 34424) starting in the eighties. **Green (FS 34227):** Upper surface color scheme "Desert Colors" combined with Brown (FS 30219) and Sand (FS 33531). **Sky Green (FS 34424):** Upper surface color scheme "Desert Colors" combined with Brown (FS 30219) and Sand (FS 33531), substituting Green (FS 34227) starting in the eighties. **Light Blue (FS 35622):** Lower surface color scheme "Desert Colors" after 1967 and beginning of the eighties. **Dark Gull Gray (FS 36231):** Color for interior of the cockpit, present in most of the fighters from the USA (A-4, F-4, F-15, F-16, etc.). **Dark Ghost Gray (FS 36320):** Upper surface color scheme "Compass Ghost Gray" used by the USAF combined with Light Ghost Gray (FS 36375) in fighters of air superiority (F-15, Kfir, etc.). **Light Ghost Gray (FS 36375):** Color scheme for lower surface "Desert Colors" starting in the eighties, as well as color scheme "Compass Ghost Gray" combined with Dark Ghost Gray (FS 36320) in fighters of air superiority (F-15, Kfir, etc.).

Art. 71.204

USAF colors "Vietnam War" Scheme SEA (South East Asia)

8 x 17 ml./0.57 fl.oz. Model Air

Set with Model Air Colors developed for painting aircraft of the USAF deployed in Southeast Asia during the Vietnam War. The camouflage schemes employed for this theater of operations are known as SEA (South East Asia) and a variant of this was used by the SAC (Strategic Air Command) bombers.

Estuche de colores Model Air desarrollado para pintar aviones de la USAF empleados en el Sudeste Asiático durante la "Guerra de Vietnam". Esquemas de camuflaje elaborados para este teatro de operaciones conocido como "SEA" (South East Asia) y una variante de este, empleado por los bombarderos del SAC (Strategic Air Command).

FS30219	FS34079	FS34102	FS34159	FS34201	FS36622	FS37038	FS37875
AV71.125	AV71.294	AV71.289	AV71.329	AV71.023	AV71.296	AV71.057	AV71.279

Sierra Tan ANA 628 (FS 30219): Camouflage color scheme SEA, combined with Dark Green (FS 34079) and Medium Green (FS 34102) on upper surfaces of aircraft. **Dark Green ANA 631 (FS 34079):** Camouflage color scheme SEA, combined with Sierra Tan (FS 30219) and Medium Green (FS 34102) on upper surfaces. The same variant color scheme was also employed for the bombers of the SAC, combined with FS 34159 and FS 34201. **Medium Green (FS 34102):** Camouflage color scheme SEA, combined with Sierra Tan (FS 30219) and Dark Green (FS 34079) on upper surfaces of aircraft. **Green (FS 34159):** Variant of camouflage color scheme SEA, employed for SAC bombers combined with Dark Green (FS 34079) and Tan Green (FS 34201) on upper surfaces of aircraft. **Tan Green (FS 34201):** Variant of camouflage color scheme SEA, employed for SAC bombers, combined with Green (FS 34159) and Dark Green (FS 34079) on upper surfaces of aircraft. **Camouflage Gray (FS 36622):** Lower color for camo. scheme SEA, for all types of aircraft and daily operations. **Flat Black ANA 604 (FS 37038):** Lower color camouflage scheme SEA and its variants, for SAC bombers and all kind of aircraft and night operations. **Insignia White ANA 601 (FS 37875):** Lower color, variant of camouflage scheme SEA for SAC bombers, daytime operations.

Air War Color Series

Art. 71.601

Soviet/Russian colors Combat Helicopters post WWII to present

8 x 17 ml./0.57 fl.oz. Model Air

Set with Model Air colors developed to paint different models of helicopters of the Soviet Air Force and the actual Russian Federation during the "Cold War". The set includes profiles of the helicopters, and indications of the colors needed for the camouflage schemes with a detailed description of their application.

Estuche de colores Model Air desarrollado para pintar diferentes helicópteros de la Fuerza Aérea Soviética durante la "Guerra Fría" y la actual Federación Rusa. Incluye perfiles de helicópteros, donde se indican los colores necesarios para pintar los esquemas de camuflaje y una descripción detallada de los mismos.

Light Olive Green AV71.023	Dark Gray Eggplant AV71.049	Green (2) AV71.092	Beige (1) AV71.244	Olive Green AV71.247	Gray (1) AV71.298	Underside Blue Faded AV71.332	Gray Blue (2) AV71.338

Beige (1): Base color for the upper and lateral parts, combined with areas of Green (2) or Olive Green, for areas with dry and desert climate. **Olive Green**: Base color for the upper and lateral parts, used by itself or combined with areas of Grey (1) or Green (2), according to the model and/or manufacturer. **Light Olive Green**: Variant of Olive Green as base color for the upper and lateral sides of the helicopter, used alone or combined with patches of Gray (1) or Green (2), depending on the model and/or manufacturer. **Green (2)**: Base color for upper and lateral sides, used by itself or combined with patches of Grey (1) or Light Olive Green, according to the model and/or manufacturer. **Gray (1)**: Base color for upper and lateral sides, combined with patches of Olive Green, Light Olive Green or Green (2) according to the model and/or manufacturer. **Dark Gray "Eggplant"**: Base color for all surfaces and all types of helicopters and/or manufacturers. New standard color in the Russian Federation AF of 2014. **Underside Blue "Faded"**: Lower color in any combination of camouflage, or mono-chrome application on upper and lateral surface. **Gray-Blue (2)**: Lower color in any combination of camouflage and/or as monochrome application on upper and lateral surface, as well as for a monochrome coating on all surfaces of naval helicopters.

Art. 71.602

Soviet/Russian colors Su-27 "Flanker" from 80's to present

8 x 17 ml./0.57 fl.oz. Model Air

Set with Model Air colors developed to paint the different models of the Sukhoi Su-27 "Flanker" of the Soviet Air Force (actual Russian Federation). The set includes profiles of the aircraft, indications of the colors needed, and a detailed description of their application.

Estuche de colores Model Air desarrollado para pintar diferentes modelos del Sukhoi Su-27 "Flanker" de la Fuerza Aérea Soviética (actual Federación Rusa). Incluye perfiles de aviones, donde se indican los colores necesarios para pintar los esquemas de camuflaje y una descripción detallada de los mismos.

Blue (2) AV71.317	Blue (1) AV71.333	Flanker Light Blue AV71.334	Flanker Light Gray AV71.335	Flanker Blue AV71.337	Gray (7) AV71.343	Gray Prot. Coat AV71.344	Gray (8) AV71.345

Flanker Light Blue: Base color for all surfaces of color scheme 1 Su-27/27UB/27PU and the initial Su-30. **Flanker Light Gray**: First color for camouflage scheme 1 on the upper and lateral surfaces of Su-27/27UB/27PU and the initial Su-30. **Flanker Blue**: Second color for camouflage scheme 1 on the upper and lateral surface of Su-27/27UB/27PU and the initial Su-30. **Gray Protective Coat**: Base color all surfaces for factory camouflage patterns Su-27SM. New standard camouflage pattern starting 2014. **Gray (7)**: First color for factory camouflage patterns on the upper and lateral surface of the Su-27SM. New standard camouflage pattern starting 2014. **Gray (8)**: Second color for factory camouflage patterns on the upper and lateral surface of the Su-27SM. New standard camouflage pattern starting 2014. **Blue (1)**: Base color for all surfaces of color scheme Su-27SM (Show "Le Bourget" 1999) and Su-27 "Kazakh". **Blue (2)**: Camouflage pattern for upper and lateral color schemes Su-27SM (Show "Le Bourget" 1999) and Su-27 "Kazakh".

Air War Color Series

Art. 71.603

Soviet/Russian colors Su-25/39 “Frogfoot” from 80’s to present

8 x 17 ml./0.57 fl.oz. Model Air

Set with Model Air colors developed to paint the different models of the Sukhoi Su-25 “Frogfoot” and the evolved model Su-39 of the Soviet Air Force during the “Cold War” and the actual Russian Federation. The set includes profiles of the aircraft, indications of the colors needed and a detailed description of their application.

Estuche de colores Model Air desarrollado para pintar diferentes modelos del Sukhoi Su-25 “Frogfoot” y su modelo evolucionado o Su-39 de la Fuerza Aérea Soviética durante la “Guerra Fría” y la actual Federación Rusa. Incluye perfiles de aviones, donde se indican los colores necesarios para pintar los esquemas de camuflaje y una descripción detallada de los mismos.

Beige (2) AV71.028	Underside Gray Blue AV71.046	Dark Gray Eggplant AV71.049	Yellow Sand AV71.143	Dark Brown (2) AV71.282	Blue (4) AV71.306	Green Gray AV71.341	Light Blue (1) AV71.342

Yellow Sand: Color for upper and lateral “tactical” color scheme, in multiple combinations of 2, 3 and 4 shades, applied on the Su-25 and its variations. From the eighties until the present. **Beige (2)**: Color for upper and lateral surface “tactical” color scheme, in multiple combinations of 2, 3 and 4 shades, applied on the Su-25 and its variations. From the eighties until present. **Dark Brown (2)**: Color for upper and lateral surface “tactical” color scheme, in multiple combinations of 2, 3 and 4 shades, applied on the Su-25 and its variations. From the eighties until present. **Green-Gray**: Color for upper and lateral surface “tactical” color scheme, in multiple combinations of 2, 3 and 4 shades, applied on the Su-25 and its variations. From the eighties until present. **Underside Gray-Blue**: Color for inferior surface used in different “tactical” color schemes. From the eighties until present. **Light Blue (1)**: Inferior surface color used in different “tactical” color schemes. From the eighties until present. **Dark Gray “Eggplant”**: Standard color for superior surface used for the Russian AF for all types of aircraft and missions starting in the year 2014. **Blue (4)**: Standard color for lower surface used by the Russian AF starting in the year 2014, for all types of aircraft and missions.

Art. 71.604

Soviet/Russian colors Su-7/17 “Fitter” from “Cold War” to 90’s

8 x 17 ml./0.57 fl.oz. Model Air

Set with Model Air colors developed to paint the different models of the Sukhoi Su-7 “Fitter” and the improved Su-17 of the Soviet Air Force during the “Cold War”. The set includes profiles of the aircraft, indications of the colors needed and a detailed description of their application.

Estuche de colores Model Air desarrollado para pintar diferentes modelos del Sukhoi Su-7 “Fitter” y su modelo evolucionado o Su-17 de la Fuerza Aérea Soviética durante la “Guerra Fría”. Incluye perfiles de aviones, donde se indican los colores necesarios para pintar los esquemas de camuflaje y una descripción detallada de los mismos.

Golden Reddish Br. AV71.032	Brown (1) AV71.038	Undeside Gray Blue AV71.046	Beige (1) AV71.244	Sand (2) AV71.246	Underside Blue Faded AV71.332	Green Gray AV71.341	Dark Green AV71.347

Beige (1): Color for upper and lateral “tactical” color scheme, in multiple combinations of 2, 3 and 4 tones. From 1978 until 1989 approximately. **Dark Green**: Color for upper and lateral “tactical” color scheme, in multiple combinations of 2, 3 and 4 shades. From the sixties until 2000. **Brown (1)**: Color for upper and lateral “tactical” scheme, in multiple combinations of 2,3 and 4 shades. From 1978 until approximately 1989. **Sand (2)**: Color for upper and lateral “tactical” scheme, in multiple combinations of 2,3 and 4 shades. From 1978 until approximately 1989. **Golden/Reddish Brown**: Color for upper and lateral “tactical” scheme, in multiple combinations of 2, 3 and 4 shades. From the sixties until 2000. **Green-Gray**: Color for upper and lateral “tactical” schemes, in multiple combinations of 2,3 and 4 shades. From the seventies until 2000. **Underside Gray-Blue**: Color for the lower sections used in different “tactical” schemes. From 1978 until approx. 1989. **Underside Blue “Faded”**: Color for the lower sections, used in different “tactical” schemes, from the end of the sixties until the year 2000.

Air War Color Series

Art. 71.605

Soviet/Russian colors MiG-29 “Fulcrum” from 80’s to present

8 x 17 ml./0.57 fl.oz. Model Air

Set with Model Air colors developed to paint the different models of the MiG-29 “Fulcrum” of the Soviet/Russian Federation Air Force deployed during the “Cold War” and up to date. The set includes profiles of the aircraft, indications of the colors needed and a detailed description of their application.

Estuche de colores Model Air desarrollado para pintar diferentes modelos del MiG-29 “Fulcrum” de la Fuerza Aérea Soviética/Federación Rusa durante la “Guerra Fría” y la época actual. Incluye perfiles de aviones, donde se indican los colores necesarios para pintar los esquemas de camuflaje y una descripción detallada de los mismos.

Dark Gray (1) AV71.051	Off-White AV71.119	Light Gray (1) AV71.121	Green (3) AV71.137	Light Gray (2) AV71.277	Blue (4) AV71.306	Gray Green AV71.340	Gray (4) AV71.346

Gray-Green: Patches of grey scheme on the upper and lateral section of the first series of the MiG-29 (9-12/9-13) and variant 1 of the model SMT. **Green (3)**: General color combined with patches of Gray-Green, on some models of MiG-29 (mod.9-13). Speculative scheme based on imprecise information. **Light Gray (2)**: General color combined with patches of Gray-Green; grey color scheme of the first series of MiG-29 (9-12/9-13) as well as monochrome color scheme at the end of the decade 2000. **Light Gray (1)**: Shade 1 (color scheme 1&2) of upper and lateral section camouflage of MiG-29SMT, as well as for Russian fighters of the 5th generation. **Dark Gray (1)**: Shade 2 (color scheme 2) for upper and lateral camouflage of MiG-29SMT and superior area of the naval version or MiG-29K, as well as for russian fighters of the 5th generation. **Off-White**: Shade 3 (color scheme 1&2) for upper and lateral camouflage of MiG-29SMT, as well as for Russian fighters of the 5th generation. **Gray (4)**: Shade 4 (color scheme 1&2) for upper and lateral camouflage of MiG-29SMT, as well as for Russian fighters of the 5th generation. **Blue (4)**: Color used for lower surface, naval variant of “Fulcrum” or MiG-29K (Mod. 9-31).

Art. 71.606

Soviet/Russian colors MiG-23 “Flogger” from 70’s to 90’s

8 x 17 ml./0.57 fl.oz. Model Air

Set with Model Air color developed to paint the different models of the MiG-23 “Flogger” of the Soviet Air Force deployed during the “Cold War”. The set includes profiles of the aircraft, indications of the colors needed and a detailed description of their application.

Estuche de colores Model Air desarrollado para pintar diferentes modelos del MiG-23 “Flogger” de la Fuerza Aérea Soviética durante la “Guerra Fría”. Incluye perfiles de aviones, donde se indican los colores necesarios para pintar los esquemas de camuflaje y una descripción detallada de los mismos.

Underside Gray Blue AV71.046	Dark Gray Blue (1) AV71.048	Green Ochre AV71.081	Beige (1) AV71.244	Sand (2) AV71.246	Light Gray Blue AV71.328	Gray (3) AV71.339	Dark Green AV71.347

Beige (1): Color for upper and lateral “tactical” scheme, in multiple combinations of 2,3 and 4 shades. From 1978 until approximately 1989. **Sand (2)**: Color for upper and lateral “tactical” scheme, in multiple combinations of 2, 3 and 4 shades. From 1978 until approximately 1989. **Dark Green**: Color for upper and lateral “tactical” scheme, in multiple combinations of 2, 3 and 4 shades. From the sixties until 2000. **Green Ochre**: Color for upper and lateral “tactical” scheme, in multiple combinations of 2, 3 and 4 shades. From 1978 until approximately 1989. **Gray (3)**: General color for all surfaces of the “low visibility” scheme used in missions of aerial superiority, from the decade of the sixties until today. **Dark Gray-Blue (1)**: Superior and lateral color combined with Gray (3) and Light Gray-Blue, the last operative series of the “Flogger” (MiG 23-98). **Light Gray-Blue**: Superior and lateral color combined with Gray (3) and Dark Gray-Blue (1), last operative series of the “Flogger” (MiG-23-98). **Underside Gray-Blue**: Lower section color used in the various “tactical” schemes, as well as a combination of last series greys. From 1978 until approximately 1989.

Air War Color Series

Art. 71.607

Soviet/Russian colors MiG-21 “Fishbed” from 50’s to 90’s

8 x 17 ml./0.57 fl.oz. Model Air

Set with Model Air color developed to paint the different models of the MiG-21 “Fishbed” of the Soviet Air Force during the “Cold War”. The set includes profiles of the aircraft, indications of the colors needed and a detailed description of their application.

Estuche de colores Model Air desarrollado para pintar diferentes modelos del MiG-21 “Fishbed” de la Fuerza Aérea Soviética durante la “Guerra Fría”. Incluye perfiles de aviones, donde se indican los colores necesarios para pintar los esquemas de camuflaje y una descripción detallada de los mismos.

Golden Reddish Br. AV71.032 | Underside Gray Blue AV71.046 | Green Ochre AV71.081 | Green (3) AV71.137 | Yellow Sand AV71.143 | Beige (1) AV71.244 | Underside Blue Faded AV71.332 | Dark Green AV71.347

Yellow-Sand: Base color for upper and lateral section used in different “tactical” schemes. From the end of the seventies until the nineties. **Beige (1)**: Upper section color and in lateral “tactical” color scheme, in multiple combinations of 2, 3 and 4 shades. From 1978 until 1989 approximately. **Dark Green**: Upper section color and in lateral “tactical” color scheme, in multiple combinations of 2, 3 and 4 shades. From the sixties until the year 2000. **Green (3)**: Upper section color and in lateral “tactical” color scheme, in multiple combinations of 2, 3 and 4 shades. From 1978 until 1989 approximately. **Green Ochre**: Upper section color and “tactical” lateral color scheme, in multiple combinations of 2, 3 and 4 shades. From 1978 until 1989 approximately. **Golden/Reddish Brown**: Upper section color and “tactical” lateral color scheme, in multiple combinations of 2, 3 and 4 shades. From the sixties until 2000. **Underside Blue “Faded”**: Lower section color used in different “tactical” color schemes. From the end of the sixties until the year 2000. **Underside Gray-Blue**: Lower section color used in different “tactical” color schemes. From 1978 until 1989 approximately.

Art. 71.608

Soviet/Russian colors Tactical Schemes 1978-1989 (Part II)

8 x 17 ml./0.57 fl.oz. Model Air

Set with Model Air colors developed for painting different models of the Soviet Air Force (currently Russian Federation) during the last decades of the “Cold War” and the subsequent collapse of the Eastern Bloc. The set includes profiles of the aircraft and indications of the colors needed, with a detailed description of their application.

Estuche de colores Model Air desarrollado para pintar diferentes modelos de la Fuerza Aérea Soviética (actual Federación Rusa) durante las últimas décadas de la “Guerra Fría” y posterior caída del Bloque del Este. Incluye perfiles de aviones, donde se indican los colores necesarios para pintar los esquemas de camuflaje y una descripción detallada de los mismos

Brown (1) AV71.038 | Underside Gray Blue AV71.046 | Green Ochre AV71.081 | Green (3) AV71.137 | Beige (1) AV71.244 | Sand (2) AV71.246 | Underside Blue Faded AV71.332 | Dark Green AV71.347

Beige (1): Color for the upper and lateral “tactical” color scheme in multiple combinations of 2, 3 and 4 shades. From 1978 until 1989 approximately. **Sand (2)**: Color for upper and lateral “tactical” color scheme in multiple combinations 2, 3 and 4 shades. From 1978 until 1989 approximately. **Brown (1)**: Color for upper and lateral “tactical” color scheme in multiple combinations 2, 3 and 4 shades. From 1978 until 1989 approximately. **Green Ochre**: Color for upper and lateral “tactical” color scheme in multiple combinations 2, 3 and 4 shades. From 1978 until 1989 approximately. **Green (3)**: Color for upper and lateral “tactical” color scheme in multiple combinations 2, 3 and 4 shades. From the sixties until 2000. **Dark Green**: Color for upper and lateral “tactical” color scheme in multiple combinations 2, 3 and 4 shades. From the sixties until 2000. **Underside Blue “Faded”**: Color for underside of aircraft, used in different “tactical” color schemes. From 1978 until 1989 approximately. **Underside Gray-Blue**: Color for underside of aircraft, used in different “tactical” color schemes. From 1978 until 1989 approximately.

Air War Color Series

Art. 71.609

Soviet/Russian colors Tactical Schemes 1960-2000 (Part I)

8 x 17 ml./0.57 fl.oz. Model Air

Set with Model Air colors developed for painting different models of the Soviet Air Force (currently Russian Federation) during the "Cold War" and the subsequent collapse of the Eastern Bloc. The set includes profiles of the aircraft, the colors needed and a detailed description of their application.

Estuche de colores Model Air desarrollado para pintar diferentes modelos de la Fuerza Aérea Soviética (actual Federación Rusa) durante la "Guerra Fría" y posterior caída del Bloque del Este. Incluye perfiles de aviones, donde se indican los colores necesarios para pintar los esquemas de camuflaje y una descripción detallada de los mismos.

Golden Reddish Br. AV71.032	Sand (1) AV71.035	Dark Brown (1) AV71.042	Green (3) AV71.137	Beige (1) AV71.244	Light Gray (2) AV71.277	Underside Blue Faded AV71.332	Dark Green AV71.347

Dark Green: Color for the upper and lateral section of the "tactical" camouflage scheme, with multiple combinations of 2, 3 and 4 shades. Used from the sixties to the year 2000. **Golden/Reddish Brown**: Upper and lateral color for "tactical" color scheme, in multiple combinations of 2, 3, and 4 shades. From the sixties to the year 2000. **Dark Brown (1)**: Color for the upper and lateral section of the "tactical" camouflage scheme, with multiple combinations of 2, 3 and 4 shades. Used from the sixties to the year 2000. **Sand (1)**: Color for the upper and lateral section of the "tactical" camouflage scheme, with multiple combinations of 2, 3 and 4 shades. Used from the sixties to the year 2000. **Beige (1)**: Color for the upper and lateral section of the "tactical" camouflage scheme, with multiple combinations of 2, 3 and 4 shades. Used from 1978 until 1989 approximately. **Green (3)**: Color for the upper and lateral section of the "tactical" camouflage scheme, with multiple combinations of 2, 3 and 4 shades. Used from the sixties to the year 2000. **Underside Blue "Faded"**: Inferior color used in different "tactical" color schemes, from the sixties to the year 2000. **Light Gray (2)**: Inferior color for the "tactical" color scheme used on the first series of MiG-29 (Serie 9-13), in the area of Central Asia and Europe between 1988 until 1993 approximately.

Art. 71.610

Soviet/Russian colors "Cold War" Silver Darts 1950-1980

8 x 17 ml./0.57 fl.oz. Model Air

Set with Model Air colors developed to paint the aircraft of the Soviet Armed Forces during the first decades of the "Cold War" with a metallic finish, in a wide range of different shades according to the area or structure of the plane. The set includes profiles of the aircraft, the colors needed and a detailed description of their application.

Estuche de colores Model Air desarrollado para pintar aviones de la Fuerza Aérea Soviética durante las primeras décadas de la "Guerra Fría" en acabado metálico, con una amplia gama de distintas tonalidades según la zona o estructura del aparato. Incluye perfiles de aviones, donde se indican los colores necesarios para pintar los esquemas de camuflaje y una descripción detallada de los mismos.

Aluminium AV71.062	Silver AV71.063	Chrome AV71.064	Steel AV71.065	Gun Metal AV71.072	Black AV71.073	Cockpit Em. Green Faded AV71.331	A-14 Steel Gray AV71.336

Aluminium (Metallic): Metallic or natural aluminium finish, commonly employed starting in the fifties and used well into the seventies. **Silver (Metallic)**: Exterior finish, depending on the alloy and/or the thickness of the panel. Also used for interior structures and mechanical components. **Chrome (Metallic)**: Exterior finish, depending on the alloy and/or the thickness of the panel. Also used for interior structures and mechanical components. **Steel (Metallic)**: Exterior finish, depending on the alloy and/or the thickness of the panel. Also used for interior structures and mechanical components. **Gun Metal (Metallic)**: Exterior finish, depending on the alloy and/or the thickness of the panel. Also, used for arms and areas subject to strong mechanical or thermal stress. **Black (Metallic)**: Exterior finish, depending on the alloy and/or the thickness of the panel. Also, used for arms and areas subject to strong mechanical or thermal stress as jet exhaust, etc. **A-14 Steel Gray**: Interior color for the crew areas, used during the II WW and posterior to the conflict during the first decades of the Cold War. **Cockpit Emerald Green "Faded"**: Interior color for the crew areas, used widely during the sixties until the present, for all kind of planes and manufacturers.

Air War Color Series

Art. 71.616

USAF colors post WWII to present "Aggressor" Squadron (Part I)

8 x 17 ml./0.57 fl.oz. Model Air

Set with Model Air colors developed for painting camouflage patterns with predominating brown and green colors, as used for the "Aggressor" Squadrons of the USAF. The set includes six profiles, the most notable deployed in the "Red Flag" maneuvers of 2017 and 2018.

Estuche de colores Model Air desarrollado para pintar esquemas de camuflaje con predominio de tonos marrones y verdes de los escuadrones "Agresores" de la USAF. Incluye seis patrones miméticos, donde se indican los colores necesarios para pintar los esquemas de camuflaje y una descripción detallada entre los que destacan los más recientes de las maniobras "Red Flag" de 2017 y 2018.

Yellow Sand (Tan) AV71348	Desert Sand AV71140	NATO Brown AV71035	Dark Green AV71294	Gunship Green AV71124	Medium Gray AV71275	Aggressor Gray AV71274	Flat Black AV71057

Yellow Sand (Tan) FS30400: Color used for the "Flogger" pattern, deployed in USAF Aggressor Squadrons, fighter models F-5E and F-16C. **NATO Brown FS30140**: Color used for the patterns "Flogger", "Desert Fulcrum", "Lizard Flanker" and "BDU Splinter", used by USAF Aggressor Squadrons for fighter models F-5E, F-15C and F-16C. **Dark Green ANA631-FS34079**: Color used for the patterns "Flogger", "Lizard Flanker" and "BDU Splinter" used in the Aggressor Squadrons of the USAF, fighter models F-5E and F-16C. **Desert Sand ANA616-FS30279**: Color scheme for "Lizard Flanker" and "Desert Fulcrum", used by the USAF Aggressor Squadrons on fighter models F-15C and F-16C. **Gunship Green ANA612-FS34092**: Color scheme for "Flogger" and "Lizard Flanker" used by the USAF Aggressor Squadrons on fighter models F-5E and F-16C. **Aggressor Gray FS36251**: Radome color scheme for "Lizard Flanker" and "BDU Splinter", used by the USAF Aggressor Squadrons for fighter models F-16C. **Medium Gray (Neutral Gray) FS 36270**: Radome color scheme "Flogger" and "Desert Fulcrum" used by the USAF Aggressor Squadrons on fighter models F-15C and F-16C. **Flat Black ANA604-FS37038**: Color scheme "BDU Splinter" used by the USAF Aggressor Squadrons, as well as radome color scheme in "Flogger" and "Lizard Flanker", used for fighter models F-5E and F-16C.

Art. 71.617

USAF colors post WWII to present "Aggressor" Squadron (Part II)

8 x 17 ml./0.57 fl.oz. Model Air

Set with Model Air colors developed to paint the predominately grey camouflage patterns of the "Aggressor" Squadrons of the USAF. The set includes five profiles, including those most recently deployed during the" Red Flag" maneuvers of 2017 and 2018.

Estuche de colores Model Air desarrollado para pintar esquemas de camuflaje con predominio de tonos grises de los escuadrones "Agresores" de la USAF. Incluye cinco patrones miméticos, donde se indican los colores necesarios para pintar los esquemas de camuflaje y una descripción detallada, entre los que destacan los más recientes de las maniobras "Red Flag" de 2017 y 2018.

Pinkish White AV71421	Air Super. Blue AV71332	Dark Gull Gray AV71277	Medium Gray AV71275	Aggressor Gray AV71274	Medium Guns. Gray AV71097	NATO Black AV71251	Flat Black AV71057

NATO Black FS37030: Color scheme "Arctic Flanker", used in the Aggressor Squadrons of the USAF, for fighter models F-16C. **Dark Gull Gray FS36321**: Color scheme "Arctic Flanker" used in the Aggressor Squadrons of the USAF, for fighter models F-16C. **Pinkish White FS36628**: Color scheme "Arctic Flanker" and "Arctic Splinter" used in the Aggressor Squadrons of the USAF, for fighter models F-16C. **Medium Gunship Gray FS36118**: Color scheme "Shark" used by Squadrons of the USAF Aggressors, for fighter models F-16C. **Air Superiority Blue FS35450**: Color scheme "Shark", used by Aggressor Squadrons of the USAF for fighter models F-16C. **Aggressor Gray FS36251**: Radome color scheme "Arctic Flanker", "Arctic Splinter" and "Post-Depot Ferry" used by the USAF Aggressor Squadrons, fighter models F-16C. Medium Gray (Neutral Gray) FS36270: Color scheme "Artic Splinter", "Shark" and "Post-Depot Ferry" (Grey) and (Black Have Glass) used by Squadrons USAF Aggressors, fighter model F-16C. **Flat Black ANA604-FS37038**: Color scheme "Arctic Splinter", "Post-Depot Ferry" (Black Have Glass), as well as radome color scheme "Shark" used by Squadrons USAF Aggressors, fighter models F-16C.

Air War Color Series

Art. 71.618

USAF colors post WWII to present “Aggressor” Squadron Part. III

8 x 17 ml./0.57 fl.oz. Model Air

Set with Model Air colors developed to paint the predominately blue camouflage patterns of the “Aggressor” Squadrons of the USAF. The set includes six profiles, including those most recently deployed during the” Red Flag” maneuvers of 2017 and 2018.

Estuche de colores Model Air desarrollado para pintar esquemas de camuflaje con predominio de tonos azules de los escuadrones “Agresores” de la USAF. Incluye seis patrones miméticos, donde se indican los colores necesarios para pintar los esquemas de camuflaje y una descripción detallada, entre los que destacan los más recientes de las maniobras “Red Flag” de 2017 y 2018.

Pinkish White AV71421	Air Super. Blue AV71332	Duck Egg Blue AV71328	Pale Green AV71008	Light Blue Internat. AV71111	Intermed. Blue AV71299	Medium Gray AV71275	Aggressor Gray AV71274

Pale Green FS35414: Color scheme “Grape” and “Old Blue” used by the first USAF Aggressor Squadrons (1972) for fighter models F-5E and T-38B of the 527th TF. **Intermediate Blue/Navy Blue FS35164**: Color scheme “Grape” and “Old Blue” used by the first USAF Aggressor Squadrons (1972) for fighter models F-5E and T-38B of the 527th TF. **Duck Egg Blue FS35622**: Color Scheme “Grape” and “Old Blue” used by the first USAF Aggressor Squadrons (1972) for fighter models F-5E and T-38B of the 527th TF. **Light Blue International FS35109**: Color Scheme “Grape”, “Old Blue”, “Blue Flanker”, “Blizzard”, “Digital Flanker” and “Blue Splinter”, used by USAF Aggresssor Squadrons, fighter models F-5E, T-38B, F-15C and F-16C.

Air Superiority Blue FS35450: Color scheme “Blue Flanker” and “Blue Splinter” used by USAF Aggressor Squadrons, fighter models F-15C and F-16C. **Aggressor Gray FS36251**: Color scheme “Blizzard” and “Digital Flanker”, as well as some of the radome color schemes “Blue Flanker” y “Blue Splinter” used by fighter models F-15C and F-16C of the the USAF Aggressor Squadrons. **Pinkish White FS36628**: Color scheme “Blizzard” and “Digital Flanker”, used by fighters model F-15C and F16C. **Medium Gray (Neutral Gray) FS36270**: Color scheme “Blue Flanker” and “Blue Splinter”, as well as radome scheme “Blizzard” used by USAF Aggressor Squadrons in fighter models F-15C and F-16C.

Art. 71.626

Armée de l’Air colors 1939 to 1942 “Battle of France” & Vichy AF

8 x 17 ml./0.57 fl.oz. Model Air

Set of 8 Model Air Colors developed for painting the camouflage patterns of the French Air Force during the Second World War, starting with the initial period in 1939, the end of the Battle for France in June 1940, and the subsequent armistice in November 1942. The set contains the profiles of airplanes with indications and detailed descriptions of the colors needed for painting the camouflage patterns.

Estuche de colores Model Air desarrollado para pintar esquemas de camuflaje del Ejercito del Aire Francés en la Segunda Guerra Mundial, desde el inicio de las hostilidades en 1939, hasta el fin de la “Batalla de Francia” en junio de 1940, y el posterior Armisticio hasta noviembre de 1942. Incluye perfiles de aviones, donde se indican los colores necesarios para pintar los esquemas de camuflaje y una descripción detallada de los mismos.

Jaune AV71.078	Rouge AV71.269	Sienne Naturelle AV71.035	Kaki AV71.043	Ombre Calcinée AV71.040	Vert AV71.093	Gris Bleu Clair AV71.275	Gris Bleu Foncé AV71.047

Vert: Color of the upper surfaces in basic camouflage patterns, approved in December 1938 by the Ministère de l’Air for land-based aircraft. This color is a substitute for the color Kaki according to manufacturer and model. **Kaki**: Color of the upper surfaces of land-based aircraft in basic camouflage patterns, approved by Ministère de l’Air in December 1938. **Gris Bleu Foncé**: Color for the upper aircraft surfaces in the basic camouflage pattern. Approved for land-based aircraft by the Ministère de l’Air in December 1938. This color is a substitute for the color Kaki according to manufacturer and model. **Ombre Calcinée**: Color for the upper aircraft surfaces in basic camouflage schemes, approved for land-based aircraft by the Ministère de l’Air in December 1938. The color was also used for the lower surface of night bombers. **Sienne Naturelle (Terre de Sienne)**: Color for the basic camouflage schemes of upper aircraft surfaces. Approved by the Ministère de l’Air in December 1938. Substitute for Ombre Calcinée in the overseas colonies. **Gris Bleu Clair**: Color of the lower aircraft surfaces in basic camouflage schemes. Approved for land-based aircraft models by the Ministère de l’Air in December 1938. **Rouge**: Color of national insignia and tactical markings. To be combined with the color Jaune for the distinctive identification bands of the Vichy Government. **Jaune**: Color for tactical markings. To be combined with the color Rouge to form the identification bands which were distinctive of the Vichy Government.

Air War Color Series

Art. 71.627

Armée de l'Air colors post WWII to present

8 x 17 ml./0.57 fl.oz. Model Air

Set of Model Air Colors developed for painting the camouflage patterns of the French Air Force, in the period starting with the end of the WWII until to date. The set includes the color for the natural metal finish, commonly used during the decades of the 50's & 60's, the colors for the mimetic schemes of air superiority patterns and desert camouflage named "Chad" and the color for the latest tendency of low visibility grey. The set contains profiles of the airplanes with detailed descriptions of the camouflage patterns and the colors needed for painting them.

Estuche de colores Model Air desarrollados para pintar esquemas de camuflaje del Ejercito del Aire Francés desde el final de la Segunda Guerra Mundial hasta la actualidad. Incluye acabados en metal natural, en boga durante la década de los 50's y 60's, patrones miméticos de superioridad aérea, camuflaje desértico denominado "Chad" y la última tendencia en gris de baja visibilidad. Incluye perfiles de aviones, donde se indican los colores necesarios para pintar los esquemas de camuflaje y una descripción detallada de los mismos.

Aluminium (Métallisé) AV71062	Gris Moyen AV71277	Gris-Bleu Moyen Foncé AV71097	Bleu Defense Aerienne AV71299	Ivoire Vif AV71400	Marron Clair AV71035	Brun Verdâtre AV71294	Gris-Bleu Clair AV70615

Aluminium (Métallisé): Metal finish for all surfaces and all types of aircraft, in accordance with general tendencies for most of the air forces in the years 1950-1960. This color was also applied on lower surfaces and on the schemes for air superiority and desert camouflage during 1970 and 1980. **Gris-Bleu Moyen Foncé (FS36118)**: Color used on upper air craft surfaces in air superiority color schemes and combined with Brun Verdâtre in the decades of 1970 and 1980. **Brun Verdâtre (FS34079)**: Color applied on upper aircraft surfaces as part of the air superiority color schemes and combined with Gris-Bleu Moyen Foncé. The color was used in the decades of 1970 and 1980. **Bleu Defense Aerienne (FS35164)**: Color applied on upper air craft surfaces for air superiority color schemes and combined with the color Aluminium on the lower surfaces. Used in the decades of 1970 and 1980. **Ivoire Vif (FS33798)**: Color used on upper aircraft surfaces in the desert color schemes type "Chad", combined with Marron Clair and Aluminium on the lower surfaces. **Marron Clair (FS30140)**: Color used on the upper surfaces of the aircraft in the desert color scheme "Chad", combined with Ivoire Vif and Aluminium on the lower surfaces. **Gris-Bleu Clair (FS36375)**: Color applied on the upper and lower surfaces in air superiority color schemes, and combined with Bleu Defense Aerienne in the "Wrap Around" color scheme introduced in the decade of the 80ties. **Gris Moyen (FS36231)**: Grey camouflage pattern of low visibility on all surfaces, for aircraft of the latest generation.

Panzer Aces

A color system designed for reproducing the colors of the tank crew uniforms and vehicles in WWII

Sistema de colores para pintar los uniformes de los carristas y vehículos en la WWII

EN Matt and opaque water-based acrylic colors, developed especially for brush-on use. Each color has been developed with the assistance of the Euromodelismo team of experts in order to offer the modeller a quick and practical system for painting the tank crews of World War II. The color range has been chosen to simplify the painting process and includes all the shades needed for the uniforms of the German, American, British, Italian, French, Russian and Japanese crews, using the popular figure painting technique of base color, shadow and highlights. It is recommended to apply the colors on a previously primed surface; they dry rapidly and form a homogenous and self-leveling surface while preserving even the smallest detail of the model. Panzer Aces performs extremely well on all supports and the adherence of the paint on resin, plastic, steel and white metal is extraordinary. Brushes and tools can be cleaned with water. Panzer Aces is not flammable, and does not contain solvents.

Packaging:
Panzer Aces is presented in bottles of 17 ml./0.57 fl.oz. with eyedropper. This packaging prevents the paint from evaporating and drying in the container, so that It can be used in minimal quantities and preserved for a long time.

ES Colores acrílicos mates y opacos, de base agua, desarrollados por los expertos de la editorial Euromodelismo, con el fin de ofrecer al modelista un sistema que le permita pintar con facilidad las tripulaciones de los blindados de la Segunda Guerra Mundial. La gama se ha seleccionado para facilitar los procesos de pintura al modelista e incluye todas las referencias para pintar uniformes de tripulaciones y blindados alemanes, americanos, británicos, italianos, franceses, rusos y japoneses, empleando la popular técnica de iluminación en figuras, consistente en la selección de un tono base, sombra y luz. Los colores de Panzer Aces han sido especialmente formulados para uso a pincel. Se recomienda su aplicación sobre una superficie previamente imprimada. Los colores secan rápidamente y forman una película homogénea y autonivelante que respeta el más mínimo detalle presente en el modelo. Panzer Aces tiene un comportamiento excepcional sobre todos los soportes, la adherencia de la pintura sobre resina, plástico, acero y metal blanco es extraordinaria. Los utensilios se pueden limpiar con agua. Panzer Aces no es inflamable y no contiene disolventes.

Presentación:
Panzer Aces se presenta en botellas de 17 ml./0.57 fl.oz. con cuentagotas. Esta presentación evita la evaporación de la pintura y el secado dentro del frasco. Se pueden utilizar cantidades mínimas y conservar el contenido del frasco durante mucho tiempo.

Panzer Aces colors

70.301
Light Rust
Óxido Claro

70.302
Dark Rust
Óxido Oscuro

70.303
Yellowish Rust
Óxido Amarillento

70.304
Track Primer
Imprimación Oruga

70.305
Light Rubber
Caucho Claro

70.306
Dark Rubber
Caucho Oscuro

70.307
German Red Tail Light
Piloto Rojo Alemán

70.308
German Green Tail Light
Piloto Verde Alemán

70.309
Periscopes
Periscopios

70.310
Old Wood
Madera Vieja

70.311
New Wood
Madera Nueva

70.312
Leather Belt
Correa de Cuero

70.313
Stencil
Stencil

70.314
Canvas
Lona

70.315
Light Mud
Lodo Claro

70.316
Dark Mud
Lodo Oscuro

70.317
British Tank Crew
Carrista Británico

70.318
US Army Tank Crew
Carrista US Army

70.319
USMC Tank Crew
Carrista USMC

70.320
French Tank Crew
Carrista Francés

70.321
British Tank Crew Highlights
Luces Carrista Británico

70.322
US Army Tank Crew Highlights
Luces Carrista US Army

70.323
USMC Tank Crew Highlights
Luces Carrista USMC

70.324
French Tank Crew Highlights
Luces Carrista Francés

70.325
Russian Tank Crew I
Carrista Ruso I

70.326
Russian Tank Crew II
Carrista Ruso II

70.327
Italian Tank Crew
Carrista Italiano

70.328
Japanese Tank Crew
Carrista Japonés

70.329
Russian Tank Crew Highlights I
Luces Carrista Ruso I

70.330
Russian Tank Crew Highlights II
Luces Carrista Ruso II

70.331
Italian Tank Crew Highlights
Luces Carrista Italiano

70.332
Japanese Tank Crew Highlights
Luces Carrista Japonés

70.333
German Tank Crew
Carrista Alemán

70.334
German Tank Crew I
Carrista Alemán I

70.335
German Tank Crew II
Carrista Alemán II

70.336
Afrikakorps Tank Crew
Carrista Afrikakorps

70.337
German Tank Crew Highlights
Luces Carrista Alemán

70.338
German Tank Crew Highlights I
Luces Carrista Alemán I

70.339
German Tank Crew Highlights II
Luces Carrista Alemán II

70.340
Afrikakorps Tank Crew Highlights
Luces Carrista Afrikakorps

70.341
Flesh Base
Base Carne

70.342
Flesh Highlights
Luces Carne

70.343
Flesh Shadows
Sombras Carne

70.344
German White Tank Crew
Blanco Carrista Alemán

70.345
Splinter Camouflage Base
Base Camuflaje Splinter

70.346
Splinter Blotches I
Manchas Splinter I

70.347
Splinter Blotches II
Manchas Splinter II

70.348
Splinter Strips
Rayas Splinter

Panzer Aces Sets (8 colors)

Each set contains a selection of 8 special colors in 17 ml./0.57 fl.oz., used for the weathering of tanks, tires, tarps, lights, ribbons, periscopes, and uniforms for the crew, skin tones and camouflage patterns.

Cada estuche contiene una selección de 8 colores especiales en botellas de 17 ml./0.57 fl.oz. utilizados para el desgaste de los tanques, ruedas, lonas, luces, etc... y para los uniformes de los carristas, tonos de piel y camuflaje.

Splinter Pattern



Art. 70.122
Rust, Tracks, Rubber...

70.301 70.302 70.303 70.304 70.305 70.306 70.307 70.308

Art. 70.123
Wood, Leather, Stencil...

70.309 70.310 70.311 70.312 70.313 70.314 70.315 70.316

Art. 70.126
Allied Tank Crew Uniforms

70.317 70.318 70.319 70.320 70.321 70.322 70.323 70.324

Art. 70.127
Russian, Italian & Japanese

70.325 70.326 70.327 70.328 70.329 70.330 70.331 70.332

Art. 70.128
German Tank Crew Uniforms

70.333 70.334 70.335 70.336 70.337 70.338 70.339 70.340

Art. 70.129
Skin Tones, Camouflage...

70.341 70.342 70.343 70.344 70.345 70.346 70.347 70.348

Panzer Aces Camouflage Set (16 colors)

Art. 70.179
Camouflage Set

16 x 17 ml./0.57 fl.oz. Model Color "Panzer Series"

Special set with a selection of Model Color references which complement the Panzer Aces series to create the following camouflages: Dot Pea Pattern, Italian Pattern, Plane Tree Pattern and Oak Leaf Pattern. The set includes a brush.

Estuche especial con una selección de colores de Model Color que complementa la serie de Panzer Aces, para realizar camuflajes Dot Pea Pattern, Italian Pattern, Plane Tree Pattern y Oak Leaf Pattern. Incluye un pincel.

70.822 70.823 70.825 70.826 70.874 70.875
70.882 70.887 70.891 70.894 70.896 70.922
70.955 70.979 70.983 70.985

Plane Tree

Italian


Dot Pea


Oak Leaf (Spring)

Metal Color

Metal Color is a range of water-based metallic colors, especially designed for airbrush techniques

Metal Color es una gama de colores metálicos de base agua, especialmente diseñados para aerografía

EN Metal Color is an innovative range of metallic colors formulated with aluminium pigments in a water-based formula. The metallic colors selected for this range are those most commonly employed by international air forces worldwide, and their exceptionally shiny finish and reflectance allow the modeller to use Metal Color for the entire painting process without having to resort to solvent based enamels or lacquers. Metal Color can be applied directly to the model with an airbrush, or diluted with our Airbrush Thinner or Flow Improver, dries very rapidly and forms a self-leveling and homogenous paint film of extraordinary resistance while preserving even the smallest detail of the model. Can be mixed directly in the cup of the airbrush with other colors of the Model Air or Game Air series. Metal Color can also be applied by brush. For airbrushing, the recommended compressor settings are around 15 - 20 Psi o 0.5 to 1 kg. For best airbrush maintenance we recommend using the Vallejo Airbrush Cleaner. For fuselages and components of airplane models, it is recommended to first apply a base of Black Gloss Primer to bring forth the unique qualities of the aluminium finish. In masking Procedures: Metal Color dries very rapidly, but it is convenient to wait 12 hours after application before proceeding with the masking process.

Packaging:
Available in 32 ml./1.08 fl.oz. bottles with a flip-top/eyedropper closure. Includes stainless stirring ball. Gloss Black Primer available in bottles of 60 ml./2.02 fl.oz. (Ref. 73.660) and 200 ml./6.76 fl.oz. (Ref. 74.660) with a flip-top/eyedropper closure. Gloss Metal Varnish available only in bottles of 60 ml./2.02 fl.oz. (Ref. 26.657) with a flip-top/eyedropper closure.

ES Metal Color es la innovadora gama de colores metalizados de formulación base agua, que emplea pigmentos de aluminio en su elaboración. La gama Metal Color ofrece un amplio abanico de tonos con el fin de imitar el acabado metálico de aviones de cualquier tipo y época. De excepcional brillo y extraordinario poder de reflectancia, permiten al modelista realizar todos los procesos de pintura sin necesidad de recurrir a esmaltes y lacas. Se puede aplicar directamente con aerógrafo sobre la maqueta, o diluido con nuestro Airbrush Thinner o Flow Improver. Metal Color seca muy rápidamente, respetando el más mínimo detalle presente en el modelo formando una película homogénea y autonivelante de extraordinaria resistencia transcurridas unas horas tras su aplicación. Metal color se puede teñir directamente en la cazoleta del aerógrafo empleando colores de la gama Model Air o Game Air. También se puede usar a pincel. Los ajustes del compresor recomendados para nuestros colores rondan los 15 - 20 Psi o 0.5 a 1 kg. Es aconsejable, en el caso de fuselajes y componentes de modelos de avión, aplicar una Imprimación Negro Brillante para realzar las características especiales de los tonos de aluminio. Metal color seca muy rápido, pero es conveniente esperar 12 horas tras su aplicación antes de proceder con el proceso de enmascaramiento. Para un correcto mantenimiento del aerógrafo recomendamos emplear Vallejo Airbrush Cleaner.

Presentación: Disponible en botellas de 32 ml./1.08 fl.oz. con tapón bisagra y cuentagotas. Incluye bola de acero inoxidable para mejorar la agitación. Imprimación Negro Brillante disponible en botellas de 60 ml./2.02 fl.oz. (Ref. 73.660) y 200 ml./6.76 fl.oz. (Ref. 74.660) con tapón bisagra y cuentagotas. Barniz Metal Brillante disponible en botellas de 60 ml./2.02 fl.oz. (Ref. 26.657) con tapón bisagra y cuentagotas.

Metal Color

77.701
Aluminium / Aluminio

Interior structures / exterior coatings / engines and mechanical parts / exterior varnish or “Dope”.

Estructuras internas / recubrimiento exterior / motores y componentes mecánicos / laca exterior o “Dope”.

77.702
Duraluminium / Duraluminio

Interior structures / exterior coatings / mechanical parts / engines.

Estructuras internas / recubrimiento exterior / componentes mecánicos / motores.

77.703
Dark Aluminium / Aluminio Oscuro

Interior structures / exterior coatings / mechanical parts / engines.

Estructuras internas / recubrimiento exterior / componentes mecánicos / motores.

77.704
Pale Burnt Metal / Metal Quemado

Exterior coatings / panels near high-heat areas (engines/jet exhausts) / mechanical parts / engines.

Recubrimiento exterior / paneles zona tensión térmica (motor/toberas) / componentes mecánicos / motores.

77.706
White Aluminium / Aluminio Blanco

Interior structures / exterior coatings / exterior varnish or “Dope” / wear due to climatic factors.

Estructuras internas / recubrimiento exterior / laca exterior o “Dope” / desgaste debido a factores climatológicos.

77.707
Chrome / Cromo

Exterior coatings / hydraulic hammers / engines and mechanical parts / radial engine cowling.

Recubrimiento exterior / martinetes hidráulicos / motores y componentes mecánicos / carenado motor radial.

77.710
Copper / Cobre

Exhaust collector ring (radial engines) / mechanical components / flight instruments and precision equipment / ammunition pods.

Anillo colector escape (motores radiales) / componentes mecánicos / instrumentación vuelo y equipos precisión / vainas munición.

77.711
Magnesium / Magnesio

Panels in high-heat areas (engines/jet exhausts) / mechanical components / armour / engines.

Paneles zona tensión térmica (motor/toberas) / componentes mecánicos / armamento / motores.

77.712
Steel / Acero

Internal structures / exterior coatings / engines and mechanical components / armour.

Estructuras internas / recubrimiento exterior / motores y componentes mecánicos / armamento.

77.713
Jet Exhaust / Tobera Reactor

Jet exhaust / panels in high-heat areas (engines/jet exhausts) / mechanical components.

Tobera jet / paneles zona tensión térmica (motor/toberas) / componentes mecánicos.

77.716
Semi Matt Aluminium / Aluminio Satinado

Flight control surfaces / internal structures and external coatings / mechanical components / exterior varnish or “Dope”.

Superficies control direccional / estructuras internas y recubrimiento exterior / componentes mecánicos / laca exterior o “Dope”.

77.717
Dull Aluminium / Aluminio Mate

Internal structures / exterior varnish or “Dope” / wear due to climatic factors / flight-control surfaces.

Estructuras internas / laca exterior o “Dope” / desgaste debido a factores climatológicos / superficies control direccional.

77.720
Gunmetal Grey / Gris Metalizado

Armour / panels in high-heat areas (engines/jet exhausts) / mechanical components / engines.

Armamento / paneles zona tensión térmica (motor /toberas) / componentes mecánicos / motores.

77.721
Burnt Iron / Hierro Quemado

Panels in high-heat areas (engines/jet exhausts) / mechanical components / areas damaged by heat and fire.

Paneles zona tensión térmica (motor/toberas) / componentes mecánicos / zonas dañadas por fuego y altas / temperaturas.

77.723
Exhaust Manifold / Colector Escape

Jet engine exhaust (radial/lineal) / panels in high-heat areas (engines/jet exhausts).

Motores explosión (radial/lineal) / paneles / zona tensión térmica (motor/toberas).

77.724
Silver / Plata

Exterior coating / mechanical components / engines / parts and aeronautical structures of all types.

Recubrimiento exterior / componentes mecánicos / motores / piezas y estructuras aeronáuticas de todo tipo.

77.725
Gold / Oro

Exterior panels / engines and mechanical components / flight instruments and precision equipment / ammunition pods.

Aleación paneles exteriores / motores y componentes mecánicos / instrumentación vuelo y equipos de precisión / vainas munición.

77.657
Gloss Metal Varnish / Barniz Metal Brillante

Protective varnish for metallic pigment. Protects colors magainst wear and aging processes (washes, etc.).

Barniz protector para pigmentos metalizados, protege la pintura de procesos de desgastes (lavados, etc.).

77.660
Gloss Black Primer
Imprimación Negro Brillante

Black base primer, improves adherence of Metal Color, applied diluted increases the intensity of the color.

Imprimación base, mejora el agarre de Metal Color y aplicado diluido aumenta la intensidad tonal del color.

Metal Color Sets

The sets in the Metal Color series contain a selection of water-based metallic colors which have been selected to faithfully reproduce the different metallic finishes of radial or lineal engines, exhausts or panels which are part of most airplanes of any type or era. Starting with aircraft in WWI, which were constructed with a combinations of materials such as wood, metal and fabric up to the most modern fighter airplanes of today.

Los sets de la serie Metal Color contienen una selección de colores metálicos de base agua seleccionados para reproducir fielmente diferentes acabados metalizados como motores radiales o lineales, toberas o panelados que se encuentran en la mayoría de aviones de cualquier tipo y época; desde aviones de la Primera Guerra Mundial que combinan en su fabricación materiales como madera, metal y recubrimiento textil hasta modernos cazas de combate.

Art. 77.601

Metallic Panel

4 x 32 ml./1.08 fl.oz. Metal Color

4 Metal Color bottles for painting panels on aircraft. The colors included in the set are used as base colors for most aircraft with a metallic finish, regardless of model or period.

4 botellas de Metal Color para pintar paneles de aviones. Los colores que incluye el set sirven como base para pintar la mayoría de aviones en acabado metálico, de cualquier época y tipo.

77.701 77.703 77.712 77.724

Step by Step induded

Art. 77.602

Jet Exhaust

4 x 32 ml./1.08 fl.oz. Metal Color

4 Metal Color bottles for painting jet engine exhausts. The colors included in the set can be used as a base for painting most of the exhausts of any jet engine.

4 botellas de Metal Color para pintar toberas. Los colores que incluye el set sirven como base para pintar la mayoría de toberas de cualquier motor a reacción.

77.701 77.704 77.711 77.713

Step by Step induded

Art. 77.603

Aluminium Dope

4 x 32 ml./1.08 fl.oz. Metal Color

4 Metal Color bottles for painting aircraft constructed with wood, metal and fabric covering.

4 botellas de Metal Color para pintar aviones que combinan en su fabricación materiales como madera, metal y recubrimiento textil.

77.706 77.707 77.716 77.717

Step by Step induded

Art. 77.604

Engine

4 x 32 ml./1.08 fl.oz. Metal Color

4 Metal Color bottles for painting radial or linear aircraft engines. The colors included in the set can be used as a base for painting most of the radial or linear engines of any period.

4 botellas de Metal Color para pintar motores radiales o lineales de aviones. Los colores que incluye el set sirven como base para pintar la mayoría de motores radiales o lineales de cualquier época.

77.702 77.710 77.720 77.723

Step by Step induded

Mecha Color

Mecha Color, extra resistant colors, especially designed for painting robots, Gundam, Transformer and Gunplas figures

Mecha Color, colores extra resistentes formulados para pintar todo tipo de robots, Gundam, Transformers y Gunplas

EN Acrylic colors with a satin finish, extra resistant and impact proof especially designed for airbrushing surfaces exposed to aggressive manipulation. Its innovative formulation guarantees exceptional adherence on even the most difficult surfaces, and offers great resistance to rough handling, impact, friction, scratches, etc. Once dry, the Mecha surface looks the same as the original plastic of the model, while yet the smallest details of the original remain clearly visible. The color range includes primers as well as special varnishes -also with an exclusive formulation- and a series of colors for aging and weathering effects. It is recommended to apply the Mecha colors in several layers on the previously primed surface; a few hours after application the colors will have dried to form a homogenous coating of extraordinary strength and resistance. Mecha Color can be airbrushed directly or diluted with Vallejo Airbrush Thinner or Flow Improver, and the colors can also be applied by brush. The compressor adjustment recommended is 15 - 20 PSI o 0.5 to 1 kg. For best airbrush maintenance we recommend using the Vallejo Airbrush Cleaner. Mecha Color is not flammable, and does not contain solvents.

Packaging:
Mecha Color is available in 17 ml./0.57 fl.oz. bottles (with eyedropper). Mecha Primer and Mecha Varnish are also available in 60 ml./2.02 fl.oz. and 200 ml./6.76 fl.oz. bottles (with flip-top and eyedropper).

ES Colores acrílicos satinados especialmente formulados para aerografía. Su innovadora formulación garantiza una excelente adherencia sobre todo tipo de robots articulados y gran resistencia a impactos, roces, arañazos etc. Una vez seco su aspecto recuerda al del mismo plástico inyectado respetando el más mínimo detalle presente en el modelo. La gama incluye tanto imprimaciones como barnices de formulación exclusiva y también una serie de colores para efectos de envejecido. Se recomienda aplicarlos sobre una superficie previamente imprimada y aplicar sucesivas capas. Los colores secan rápidamente formando una película homogénea de extraordinaria dureza y resistencia transcurridas unas horas tras su aplicación. Se puede usar directamente o diluido con nuestro Airbrush Thinner o Flow Improver. También se puede usar a pincel. Los ajustes del compresor recomendados para nuestros colores rondan los 15 - 20 PSI o 0.5 a 1 kg. Para un correcto mantenimiento del aerógrafo recomendamos emplear Vallejo Airbrush Cleaner. Mecha Color no es inflamable y no contiene disolventes.

Presentación:
Mecha Color está disponible en botellas de 17 ml./0.57 fl.oz. (con cuentagotas). Mecha Primer y Mecha Varnish también están disponibles en botellas de 60 ml./2.02 fl.oz. y 200 ml./6.76 fl.oz. (con tapón bisagra y cuentagotas).

Mecha Color

69.001 Pure White	**69.002** White Grey	**69.003** Offwhite	**69.004** Yellow	**69.005** Light Flesh	**69.006** Pink	**69.007** Orange	**69.008** Red
69.009 SZ Red	**69.010** Magenta	**69.011** Dark Red	**69.012** Purple	**69.013** Titan Blue	**69.014** Grey Green	**69.015** Blue Grey	**69.016** Light Blue
69.017 Sky Blue	**69.018** Deep Blue	**69.019** Blue	**69.020** Electric Blue	**69.021** Dark Blue	**69.022** Titan Dark Blue	**69.023** Turquoise	**69.024** Stone Grey
69.025 Light Green	**69.026** Green	**69.027** Green Blue	**69.028** Olive Green	**69.029** Deep Green	**69.030** Dark Green	**69.031** Grey Sand	**69.032** Yellow Ochre
69.033 Sand Yellow	**69.034** Brown	**69.035** Chipping Brown	**69.036** Light Grey	**69.037** Grey	**69.038** Medium Grey	**69.039** Grey Z	**69.040** Phantom Grey
69.041 Dark Grey Green	**69.042** Pure Black						

Mecha Fluo

69.054 Yellow Fluorescent	**69.055** Orange Fluorescent	**69.056** Magenta Fluorescent	**69.057** Green Fluorescent

Mecha Metals

69.058 Gunmetal	**69.059** Gold	**69.060** Old Gold	**69.061** Copper	**69.062** Bronze	**69.063** Steel	**69.064** Light Steel	**69.065** Dark Steel
69.066 Metallic Red	**69.067** Metallic Blue	**69.068** Metallic Green					

Mecha Primers

70.640 White	**70.641** Grey	**70.642** Black	**70.643** Ivory	**70.644** Sand

Mecha Weathering

69.505 Light Rust Wash	**69.507** Dark Rust Wash	**69.515** Light Grey Wash	**69.518** Black Wash	**69.521** Oiled Earth Wash	**69.522** Desert Dust Wash	**69.813** Oil Stains (Gloss)	**69.814** Fuel Stains (Gloss)
69.817 Petrol Spills (Gloss)	**69.818** Brown Eng. Soot (Matt)	**69.821** Rust Texture (Matt)					

Mecha Auxiliaries

69.701 Mecha Gloss Varnish	**69.702** Mecha Matt Varnish	**69.703** Mecha Satin Varnish	**71.261** Airbrush Thinner	**71.262** Flow Improver	**73.212** Decal Softener	**73.214** Chipping Medium

Game Color

Acrylic colors especially formulated for miniature figures in fantasy and wargames

Colores acrílicos formulados especialmente para figuras de fantasía o wargames

EN Acrylic colors in a matt and opaque, water-based formula, especially designed for brush-on use. Each color has been meticulously developed in collaboration with model-painters who specialize in fantasy figures and dioramas. The formulation of these colors has been developed taking into account that some of these figures are used in Wargames, Game Color is manufactured with a revolutionary new resin which offers extraordinary resistance to the damage caused by frequent handling. It is recommended to apply Game Color on a previously primed surface. The colors dry rapidly and form a homogenous and self-leveling film while preserving even the smallest detail of a miniature. Game Color presents an extraordinary adherence on all grounds, such as resin, plastic, steel and white metal. Painting tools are cleaned with water. Game Color is not flammable, and does not contain solvents.

Extra Opaques
16 highly pigmented acrylic colors formulated to provide an especially matt and opaque coating which covers all primers and base colors in one application.

Washes & Inks
The washes and inks, developed with a new resin, are used for shadows and for the application of colors in layers. When applied over a basecoat, they enter into the folds and grooves of the figure, instantly bringing forth the features and adding shade to recessed areas. They can also be used for weathering. Inks and Washes can be mixed with Game Color colors and mediums.

Packaging:
Game Color is presented in bottles of 17 ml./0.57 fl.oz. with eyedropper. This packaging prevents the paint from evaporating and drying in the container, so that It can be used in minimal quantities and preserved for a long time.

ES Colores acrílicos mates y opacos de base agua, especialmente formulados para uso a pincel. Cada color ha sido rigurosamente desarrollado en colaboración con modelistas especializados en figuras y dioramas de fantasía. En la formulación de esta gama se ha tenido en cuenta que algunas de las figuras se utilizan en Wargames, y por ello se ha empleado una resina de última generación que ofrece una extraordinaria resistencia a la fricción causada por el movimiento manual de las figuras. Se recomienda aplicarlos sobre una superficie previamente imprimada. Los colores secan rápidamente formando una película homogénea y autonivelante que respeta el más mínimo detalle presente en el modelo. Game Color tiene un comportamiento excepcional sobre todos los soportes, la adherencia de la pintura sobre resina, plástico, acero y metal blanco es extraordinaria. Los utensilios se pueden limpiar con agua. Game Color no es inflamable y no contiene disolventes.

Extra Opacos
16 colores acrílicos de muy alta pigmentación formulados para conseguir una capa especialmente opaca y mate que cubre todas las imprimaciones y bases en una aplicación.

Lavados y tintas
Los lavados y tintas han sido formulados con una resina nueva. Se utilizan para sombras y para la aplicación de colores en capa. Aplicándolas sobre una imprimación, entran en los pliegues y surcos de la figura, resaltando instantáneamente su aspecto. También se pueden utilizar para técnicas de envejecido de las figuras. Se pueden mezclar con los colores Game Color y con los Mediums.

Presentación:
Game Color se presenta en botellas de 17 ml./0.57 fl.oz. con cuentagotas. Esta presentación evita la evaporación de la pintura y el secado dentro del frasco. Se pueden utilizar cantidades mínimas y conservar el contenido del frasco durante mucho tiempo.

Game Color

72.001 Dead White Blanco Calavera	**72.002** Arctic White Blanco Artico	**72.003** Pale Flesh Carne Pálida	**72.004** Elf Skin Tone Piel de Elfos	**72.005** Moon Yellow Amarillo Lunar	**72.006** Sun Yellow Amarillo Soleado	**72.007** Gold Yellow Amarillo Dorado	**72.008** Orange Fire Naranja Fuego	**72.009** Hot Orange Naranja Tostado	**72.010** Bloody Red Rojo Sanguina
72.011 Gory Red Rojo Visceral	**72.012** Scarlet Red Rojo Escarlata	**72.013** Squid Pink Rosa Pulpo	**72.014** Warlord Purple Púrpura	**72.015** Hexed Lichen Púrpura Hechicero	**72.016** Royal Purple Púrpura Real	**72.017** Dark Blue Azul Oscuro	**72.018** Stormy Blue Azul Tormenta	**72.019** Night Blue Azul Negro	**72.020** Imperial Blue Azul Imperial
72.021 Magic Blue Azul Mágico	**72.022** Ultramarine Blue Azul Ultramar	**72.023** Electric Blue Azul Eléctrico	**72.024** Turquoise Halcón Milenario	**72.025** Foul Green Verde Malicioso	**72.026** Jade Green Verde Jade	**72.027** Scurvy Green Verde Casposo	**72.028** Dark Green Verde Oscuro	**72.029** Sick Green Verde Asqueroso	**72.030** Goblin Green Verde Goblin
72.031 Camouflage Green Verde Camuflaje	**72.032** Scorpy Green Verde Escorpena	**72.033** Livery Green Verde Bilis	**72.034** Bone White Blanco Hueso	**72.035** Dead Flesh Carne Muerta	**72.036** Bronze Flesh Tone Bronceado	**72.037** Filthy Brown Marrón Podrido	**72.038** Scrofulous Brown Marrón Escrofuloso	**72.039** Plague Brown Marrón Peste	**72.040** Leather Brown Marrón Cuero
72.041 Dwarf Skin Piel de Enano	**72.042** Parasite Brown Piel de Parasitos	**72.043** Beasty Brown Marrón Bichos	**72.044** Dark Flesh Tone Carne Oscura	**72.045** Charred Brown Marrón Carbonizado	**72.046** Ghost Grey Gris Fantasma	**72.047** Wolf Grey Gris Lobo	**72.048** Sombre Grey Gris Sombra	**72.049** Stone Wall Grey Gris Muralla	**72.050** Cold Grey Gris Frío
72.051 Black Negro	**72.052** Silver Plata	**72.053** Chain Mail Silver Malla de Acero	**72.054** Gunmetal Gris Metalizado	**72.055** Polished Gold Dorado Pulido	**72.056** Glorious Gold Oro Glorioso	**72.057** Bright Bronze Bronce	**72.058** Brassy Brass Bronce Pulido	**72.059** Hammered Copper Cobre Bruñido	**72.060** Tinny Tin Hojalata
72.061 Khaki Caqui	**72.062** Earth Tierra	**72.063** Desert Yellow Desierto	**72.064** Yellow Olive Oliva Amarillo	**72.065** Terracotta Terracota	**72.066** Tan Carne Marrón	**72.067** Cayman Green Verde Caimán	**72.068** Smokey Ink Tinte Humo	**72.095** Glacier Blue Azul Glaciar	**72.096** Verdigris Verdín
72.097 Pale Yellow Amarillo Pálido	**72.098** Elfic Flesh Carne Elfica	**72.099** Cadmium Skin Piel Cadmio	**72.100** Rosy Flesh Carne Rosa	**72.101** Off-White Blanco Sucio	**72.102** Steel Grey Gris Acero	**72.103** Fluorescent Yellow Amarillo Fluorescente	**72.104** Fluorescent Green Verde Fluorescente	**72.105** Mutation Green Verde Mutante	**72.106** Scarlet Red Sangre Escarlata

TINTAS GAME COLOR / GAME COLOR INKS

72.085 Yellow Amarillo	**72.086** Red Rojo	**72.087** Violet Violeta	**72.088** Blue Azul	**72.089** Green Verde	**72.090** Black Green Verde Negro	**72.091** Sepia Sepia	**72.092** Brown Marrón	**72.093** Skin Wash Piel	**72.094** Black Negro

COLORES EXTRA OPACOS / EXTRA OPAQUE COLORS

72.140 Heavy Skin Tone Piel Denso	**72.141** Heavy Red Rojo Denso	**72.142** Heavy Violet Violeta Denso	**72.143** Heavy Blue Azul Denso	**72.144** Heavy Blue Grey Gris Azul Denso	**72.145** Heavy Grey Gris Denso	**72.146** Heavy Green Verde Denso	**72.147** Heavy Black Green Verde Negro Denso	**72.148** Heavy Warm Grey Gris Cálido Denso	**72.149** Heavy Khaki Caqui Denso

SPECIAL EFFECT COLORS

72.150 Heavy Ochre Ocre Denso	**72.151** Heavy Gold Brown Marrón Dorado Denso	**72.152** Heavy Orange Naranja Denso	**72.153** Heavy Brown Marrón Denso	**72.154** Heavy Sienna Siena Denso	**72.155** Heavy Charcoal Gris Carbón Denso	**72.130** Rotten White Blanco Podrido	**72.131** Rust Óxido	**72.132** Fresh Blood Sangre Fresca	**72.133** Dried Blood Costras

LAVADOS / WASHES

72.134 Vomit Vómitos	**72.135** Verdigris Verdín	**72.136** Dry Rust Óxido Seco	**73.200** Sepia Wash Lavado Sepia	**73.201** Black Wash Lavado Negro	**73.202** Pale Grey Wash Lavado Gris Pálido	**73.203** Umber Wash Lavado Sombra	**73.204** Flesh Wash Lavado Carne	**73.205** Green Wash Lavado Verde	**73.206** Red Wash Lavado Rojo

MÉDIUMS Y BARNICES / MEDIUMS AND VARNISHES

73.207 Blue Wash Lavado Azul	**70.596** Glaze Medium Médium Veladuras	**70.520** Matt Varnish Barniz Mate	**70.522** Satin Varnish Barniz Satinado	**70.510** Gloss Varnish Barniz Brillante	**70.524** Thinner Diluyente	**70.521** Metallic Medium Medium Metálico	**70.598** Crackle Medium Medium Craquelar

Game Color Sets

Selection of Game Color sets for painting models and miniatures. Each one of these sets has a specific range of colors for painting figures. Containing 8 bottles in 17 ml./0.57 fl.oz. and a color chart.

Serie de estuches de colores Game Color para pintar maquetas y miniaturas. Cada uno de los estuches tiene una selección de colores específicos para figuras. Contienen 8 botellas de 17 ml./0.57 fl.oz. y una carta de colores.

Game Color Sets 8 colors

Art. 72.294
Extra Opaque Colors

72.140 72.141 72.142 72.143 72.144 72.145
72.146 72.147

Art. 72.295
Skin Tones

72.003 72.004 72.035 72.036 72.041 72.044
72.093 72.098

Art. 72.296
Game Inks

72.085 72.086 72.087 72.088 72.089 72.090
72.093 72.094

Art. 72.300
Elves

72.011 72.101 72.088 72.001 72.023 72.052
72.005 72.055

Art. 72.303
Metallic Colors

72.052 72.053 72.055 72.056 72.057 72.058
72.059 72.060

Game Color Sets 16 colors

Art. 72.299
Introduction

72.001 72.006 72.008 72.010 72.022 72.028
72.030 72.034 72.036 72.040 72.043 72.049
72.051 72.052 72.054 72.055

Art. 72.298
Advanced

72.004 72.005 72.011 72.015 72.016 72.019
72.021 72.026 72.035 72.039 72.044 72.045
72.050 72.056 72.059 72.060

Art. 72.297
Specialist

72.003 72.012 72.023 72.047 72.057 72.058
72.061 72.062 72.063 72.064 72.065 72.066
72.067 72.068 70.596 70.520

Art. 72.291
Leather & Metal

72.052 72.053 72.054 72.055 72.056 72.057
72.060 72.094 72.061 72.062 72.063 72.037
72.042 72.044 72.098 72.091

Art. 72.290
Extra Opaque Colors

72.140 72.141 72.142 72.143 72.144 72.145
72.146 72.147 72.148 72.149 72.150 72.151
72.152 72.153 72.154 72.155

Game Color Wash

The washes are developed with a new resin, used for shadows and for the application of colors in layers. They can also be mixed with regular colors or with mediums. Black (Art. 73.301) and Sepia (Art. 73.300) are also available in 200 ml./6.76 fl.oz. pots with a wide mouth so that small figures can be quickly dipped and shaded.

Los lavados, formulados con una nueva resina, se utilizan para crear sombras y realizar aplicaciones de los colores por capas. Se pueden mezclar con colores y mediums de la gama Game Color.
Game Wash Negro (ref. 73.301) y Game Wash Sepia (ref. 73.300) están disponibles en frascos de 200 ml./6.76 fl.oz.. Disponen de una boca ancha para inmersiones rápidas y sombreados de figuras pequeñas.

Art. 73.998
Game Color washes

73.200 73.201 73.202 73.203 73.204 73.205
73.206 73.207

Art. 73.999
Auxiliary Set

70.520 70.596 70.540 73.213 73.212 73.200
73.201 73.202

Game Color Sets

Art. 72.212

Non Metallic Metal

8 x 17 ml./0.57 fl.oz. Game Color

Game Color set including step by step by Ángel Giráldez to achieve the look of metal (gold & silver) without using metallic colors.

Estuche de colores acrílicos Game Color con paso a paso de Ángel Giráldez que guiará al modelista en la recreación de efectos de metal (oro y plata) sin utilizar colores metálicos.

72.051 72.050 72.019 72.024 72.091 72.153
72.151 72.001

Step by Step induded

Art. 72.213

Special Effects

8 x 17 ml./0.57 fl.oz. Game Color

Game Color set including step by step by Ángel Giráldez to achieve the look of blood, scabs, vomit, rust and verdigris.

Estuche de colores acrílicos Game Color con paso a paso de Ángel Giráldez que guiará al modelista en la recreación de efectos de sangre, costras, vómitos, óxidos y verdín.

72.130 72.131 72.132 72.133 72.134 72.135
72.136 73.214

Step by Step induded

Art. 72.302

Non Death Chaos

8 x 17 ml./0.57 fl.oz. Game Color

Non Death Chaos set including step by step by Ángel Giráldez for painting the miniature figures of the ghosts, zombies, monsters, vampires, demons and other malignant creatures of the night.

El estuche Non Death Chaos contiene paso a paso de Ángel Giráldez para pintar vampiros, fantasmas, zombies, monstruos, demonios y criaturas malignas de la noche.

72.003 72.035 72.033 72.024 72.048 72.091
72.086 72.016

Step by Step induded

Art. 72.304

Orcs & Goblins

8 x 17 ml./0.57 fl.oz. Game Color

The set includes step by step by Angel Giráldez for painting Orc and Goblin skins.

El estuche contiene paso a paso de Ángel Giráldez para pintar pieles de Orcos y Goblins.

72.099 72.033 72.030 72.029 72.106 72.016
72.147 72.085

Step by Step induded

Fantasy Pro Nocturna Sets (8 Colors)

Fantasy color sets containing 8 acrylic colors "Fantasy-Pro" formulated in collaboration with Nocturna Models and especially designed to paint fantasy and wargame figures and "pin ups".

Estuches de 8 colores acrílicos Fantasy-Pro realizados en colaboración con Nocturna Models, especialmente diseñados para pintar figuras de fantasía, wargames y "pin ups".

Art. 74.101

Fairy Flesh

8 x 17 ml./0.57 fl.oz. Fantasy-Pro colors

Set for skin tones with intense colors for small scale fantasy figures, or low saturation natural skin colors of historical figures or figures in war scenarios. The set includes step by step by Nocturna Models.

Estuche para pintar tonos de piel con colores intensos para escalas pequeñas o bien "desaturados" y naturales para figuras históricas o de temática bélica. Incluye un paso a paso realizado por Nocturna Models.

74.001 74.002 74.003 74.004 74.005 74.006 74.007 74.008

Step by Step induded

Art. 74.102

Malefic Flesh

8 x 17 ml./0.57 fl.oz. Fantasy-Pro colors

Set of colors for painting skin tones which require a greenish, bluish or violet tone, in order to obtain an artistic illustration effect. The set includes step by step by Nocturna Models.

Estuche para pintar tonos de piel que requieren entonaciones verdosas, azuladas y violáceas, para lograr una pintura más ambiental, tipo ilustración. Incluye un paso a paso realizado por Nocturna Models.

74.009 74.010 74.011 74.012 74.013 74.014 74.015 74.016

Step by Step induded

Art. 74.103

Crimson Red

8 x 17 ml./0.57 fl.oz. Fantasy-Pro colors

Set of Fantasy-Pro colors for painting red and crimson areas that require cold or warm tones, in order to obtain artistic effects. The set includes step by step by Nocturna models.

Estuche de colores Fantasy-Pro para pintar superficies rojas y granates que requieran tonos fríos o cálidos y obtener artísticos resultados. El set incluye paso a paso realizado por Nocturna models.

74.017 74.018 74.019 74.020 74.021 74.022 74.023 74.024

Step by Step induded

Art. 74.104

Imperial Purple

8 x 17 ml./0.57 fl.oz. Fantasy-Pro colors

Set of Fantasy-Pro colors for painting purple and violet areas that require cold or warm tones, in order to obtain artistic effects. The set includes step by step by Nocturna models.

Estuche de colores Fantasy-Pro para pintar superficies violetas y púrpuras que requieran tonos fríos o cálidos y obtener artísticos resultados. El set incluye paso a paso realizado por Nocturna models.

74.025 74.026 74.027 74.028 74.029 74.030 74.031 74.032

Step by Step induded

Model painted
by Robert Karlsson

Game Air

Acrylic colors for miniature figures in fantasy and wargames, developed especially for airbrush techniques

Colores acrílicos para miniaturas de fantasía o wargames, desarrollados especialmente para el aerógrafo

EN Matt acrylic water-based colors, especially formulated for airbrushing. Each color has been meticulously developed in collaboration with model painters who are specialists in fantasy figures and dioramas. Most of the colors in Game Air have their equivalents in Game Color, so that the modeller can combine both formulations and work simultaneously with a brush or an airbrush. Game Air can be used directly or diluted with Vallejo Airbrush Thinner and Flow Improver. It is recommended to apply the colors in several layers on a previously primed surface. The colors preserve the smallest details of the model, they dry very quickly and after a few hours form a homogenous film of extraordinary resistance.
Game Air performs exceptionally well on all surfaces; the adherence of the colors on resin, plastic, steel and white metal is extraordinary. Compressor adjustment for these colors is recommended at 15 - 20 PSI or 0.5 a 1 kg. For best airbrush maintenance we recommend using the Vallejo Airbrush Cleaner. Game Air is not flammable, and does not contain solvents.

Surface Primers:
The water-based acrylic-polyurethane primers dry quickly to the touch, and confer a matt, self-leveling base coat of extraordinary resistance. The painting of the model can be continued almost immediately.

Packaging:
Game Air is presented in bottles of 17 ml./0.57 fl.oz. with eyedropper. This packaging prevents the paint from evaporating and drying in the container, so that It can be used in minimal quantities and preserved for a long time.

ES Colores acrílicos mates de base agua, especialmente formulados para aerografía. Cada color ha sido rigurosamente desarrollado en colaboración con modelistas especializados en figuras y dioramas de fantasía. La mayoría de los colores de Game Air tienen su equivalencia en Game Color por tanto el modelista puede combinar ambas formulaciones para trabajar simultáneamente con aerógrafo y pincel. Los colores se pueden emplear directamente sobre la superficie, o bien diluidos con nuestro Airbrush Thinner o Flow Improver. Secan rápidamente y es recomendable aplicar sucesivas capas sobre una superficie previamente imprimada. Transcurridas unas horas tras su aplicación el color forma una película de extraordinaria resistencia sin alterar el más mínimo detalle del modelo. Se puede usar con pincel.
Los ajustes recomendados para el uso del compresor rondan los 15 - 20 PSI o 0.5 a 1 kg. Para un correcto mantenimiento del aerógrafo recomendamos emplear Vallejo Airbrush Cleaner. Game Air no es inflamable y no contiene disolventes.

Imprimaciones:
Las imprimaciones de acrílico-poliuretano de base agua, secan al tacto muy rápidamente, con un acabado mate y autonivelante y forman una película de extraordinaria dureza, que permite proseguir con el proceso de pintura de inmediato.

Presentación:
Game Air se presenta en botellas de 17 ml./0.57 fl.oz. con cuentagotas. Esta presentación evita la evaporación de la pintura y el secado dentro del frasco. Se pueden utilizar cantidades mínimas y conservar el contenido del frasco durante mucho tiempo.

Game Air colors

72.701 Dead White / Blanco Calavera
72.703 Pale Flesh / Carne Pálida
72.704 Elf Skin Tone / Piel de Elfos
72.705 Moon Yellow / Amarillo Lunar
72.706 Sun Yellow / Amarillo Soleado
72.707 Gold Yellow / Amarillo Dorado
72.708 Orange Fire / Naranja Fuego
72.709 Hot Orange / Naranja Tostado
72.710 Bloody Red / Rojo Sanguina

72.711 Gory Red / Rojo Visceral
72.712 Scarlet Red / Rojo Escarlata
72.713 Squid Pink / Rosa Pulpo
72.714 Warlord Purple / Púrpura
72.715 Hexed Lichen / Púrpura Hechicero
72.720 Imperial Blue / Azul Imperial
72.721 Magic Blue / Azul Mágico
72.722 Ultramarine Blue / Azul Ultramar
72.723 Electric Blue / Azul Eléctrico

72.728 Dark Green / Verde Oscuro
72.729 Sick Green / Verde Asqueroso
72.730 Goblin Green / Verde Goblin
72.732 Scorpy Green / Verde Escorpena
72.733 Light Livery Green / Verde Bilis Claro
72.734 Bone White / Blanco Hueso
72.735 Dead Flesh / Carne Muerta
72.736 Bronze Flesh Tone / Bronceado
72.740 Cobra Leather / Marrón Cuero

72.741 Dwarf Skin / Piel de Enano
72.743 Beasty Brown / Marrón Bichos
72.744 Dark Flesh Tone / Carne Oscura
72.745 Charred Brown / Marrón Carbonizado
72.747 Wolf Grey / Gris Lobo
72.748 Sombre Grey / Gris Sombra
72.749 Stone Wall Grey / Gris Muralla
72.750 Cold Grey / Gris Frío
72.751 Black / Negro

72.752 Silver / Plata
72.753 Chain Mail Silver / Malla de Acero
72.754 Gunmetal / Gris Metalizado
72.755 Polished Gold / Dorado Pulido
72.756 Glorious Gold / Oro Glorioso
72.757 Bright Bronze / Bronce
72.758 Brassy Brass / Bronce Pulido
72.761 Khaki / Caqui
72.762 Earth / Tierra

72.763 Desert Yellow / Desierto
72.769 Flesh / Carne
72.770 Burned Flesh / Carne Quemada
72.771 Barbarian Flesh / Carne Bárbaro
72.772 Red Terracotta / Rojo Terracota
72.776 Alien Purple / Púrpura Alienígena

IMPRIMACIONES / SURFACE PRIMER

70.600 White / Blanco
70.601 Grey / Gris
70.602 Black / Negro
70.624 Pure Red / Rojo Puro
70.625 Ultramarine / Azul Ultramar
70.626 Leather Brown / Cuero Marrón
70.627 Skeleton Bone / Hueso Esqueleto
70.628 Plate Mail Metal / Metal Armadura

PRODUCTOS AUXILIARES / AUXILIARY PRODUCTS

70.510 Gloss Varnish / Barniz Brillante
70.520 Matt Varnish / Barniz Mate
70.522 Satin Varnish / Barniz Satinado
71.261 Airbrush Thinner / Diluyente Aerógrafo
73.214 Chipping Medium / Medium de Desgaste

Art. 72.865

Game Air Face Painting

8 x 17 ml./0.57 fl.oz. Game Air

The set contains Game Air airbrush ready colors, four of which have been developed especially for this set, and includes step by step by Angel Giráldez, showing the process of painting male and female faces.

El set contiene colores Game Air para aerografía, 4 de estos colores están desarrollados especialmente para este set. Incluye paso a paso de Ángel Giráldez, mostrando el proceso para pintar caras masculinas y femeninas.

72.703 72.715 72.743 72.744 72.769 72.770
72.771 72.772

Step by Step induded

Eccentric Colors

Unique colors which behave differently, include Colorshift, fluorescent and metallic colors and other special effects

Colores especiales que actúan de manera diferente, Colorshift, fluorescentes, metalizados y otros efectos especiales

EN The upcoming Eccentric color range by Vallejo includes a selection of unique colors which behave differently, and includes Colorshift, fluorescent and new generation metallic colors, as well as other special effect products obtained with singular pigments, providing the modeler with innovative tools to achieve a maximum level of creativity.

Colorshift

Colorshift, the first selection of ready to use metallic acrylic airbrush colors, with multichromatic pigments used in the formulation of these colors give them a vibrant metallic sparkle, while their glass-like coating acts like a refracting prism. Each flake presents a variety of color depending on the angle of view and incident light; the color shift effect is observable with both high and low-gloss applications and in a wide variety of lighting conditions and is intensified if the colors are applied on a curved surface, while best effects are obtained over a gloss black base color.

Packaging:
The range is available in bottles of 17 ml./0.57 fl.oz. with eyedropper.

ES Eccentric by Vallejo es una gama de colores especiales, que actúan de una manera diferente. La serie incluye diferentes formulaciones como Colorshift, fluorescentes, metalizados de nueva generación y otros efectos realizados con pigmentos singulares que permiten al modelista alcanzar la máxima creatividad.

Colorshift

Colorshift es la primera selección de colores acrílicos metalizados para aerografía con la particularidad que los pigmentos multicromáticos empleados en la formulación confieren a los colores un intenso tono metalizado realzado por unas partículas semejantes a microcristales que actúan como un prisma refractante. El efecto multicolor se observa en función del ángulo o de la iluminación, y se visualiza de forma óptima en aplicaciones sobre soportes curvos imprimados en color negro brillante.

Presentación:
La gama está disponible en botellas de 17 ml./0.57 fl.oz. con cuentagotas.

Colorshift Sets

The sets in the Colorshift range contain a selection of water-based acrylic airbrush metallic colors. Depending on the light or angle, color shifts from one shade to another. Shake well, apply in thin layers. Best effects obtained over a gloss black base color.

Los sets de la gama Colorshift contienen una selección de colores acrílicos metalizados para aerografía. En función del ángulo o la luz, el color varía de un tono a otro. Agitar bien y aplicar en capas finas. Los efectos más espectaculares se obtienen sobre un base negro brillante.

Art. 77.090

Magic Dust

6 x 17 ml./0.57 fl.oz. Colorshift

The Magic Dust paint set contains the following high contrast chromatic references.

El set Magic Dust contiene los siguientes colores de alto contraste cromático.



77.001	77.006	77.007	77.011	77.012	77.015
Violet Old Copper	Gold Pale Blue	Pearl Violet	Old Silver Violet	Silver Pink	Gold Yellow Burnt Orange

Art. 77.091

Space Dust

6 x 17 ml./0.57 fl.oz. Colorshift

The Space Dust paint set contains the following warm shades with subtle chromatic variations.

El set Space Dust contiene los siguientes colores cálidos con sutiles cambios cromáticos.



77.003	77.004	77.005	77.013	77.014	77.016
Orange Violet	Electric Blue Intense Violet	Green Blue Violet	Bright Gold Brown	Old Gold Grey Violet	Red Gold

Art. 77.092

Galaxy Dust

6 x 17 ml./0.57 fl.oz. Colorshift

The Galaxy Dust paint set contains the following cold shades with subtle chromatic variations.

El set Galaxy Dust contiene los siguientes colores fríos con sutiles cambios cromáticos.



77.002	77.008	77.009	77.010	77.017	77.018
Light Violet Green	Green Gold Cold Blue	Turquoise Violet	Emerald Green Mauve	Green Silver Blue	Dark Green Tin

Weathering Effects

For the realistic reproduction of the effects of time and weather on models and dioramas

Para reproducciones realistas de efectos de tiempo e intemperie sobre miniaturas y dioramas

EN The innovative range of Weathering Effects offers the modeller a new medium for depicting the effects of exposure to weather and extreme climates on vehicles and armor. The references of the range are formulated with permanent pigments and water-based acrylic resins, and offer a great variety of scenic possibilities such as the creation of spilled fuel, engine grime, lichen, humidity, crushed grass, mud splashes and fuel stains, each developed to represent a specific effect on vehicles and armor and to show their operative history under harsh conditions. The products can be applied directly on the base, dry rapidly and most of them permit immediate further manipulation with the exception of Thick Mud, which needs a more extended time for drying completely. Tools can be cleaned with water and soap. Weathering Effects is not flammable, and does not contain solvents.

Packaging:
Weathering Effects range is available in 40 ml./1.35 fl.oz. pots. The range of Thick Mud is available in 40 ml./1.35 fl.oz. and 200 ml./6.76 fl.oz. pots.

ES Weathering Effects es una gama de productos formulados de base agua con la cual el modelista podrá reproducir sobre maquetas y dioramas los efectos de la exposición a los elementos y la naturaleza. Las referencias se han diseñado para representar fielmente los efectos de la naturaleza y su entorno, la suciedad que pueda afectar a vehículos y elementos como vertidos o manchas de combustible; salpicaduras de barro o liquen, cubriendo una roca; humedad y verdín, recubriendo madera; manchas de petróleo en bidones y hierba aplastada por las cadenas de un carro, todavía adherida a sus eslabones. Según nuestra elección, podremos ambientar con realismo un vehículo, integrarlo en el entorno y contar toda una historia sobre su vida operativa. Se puede emplear directamente sobre el soporte. Todos los efectos secan muy rápidamente permitiendo continuar con los siguientes procesos, con la excepción de los barros densos que dependiendo del volumen aplicado requerirán un tiempo de secado más extendido. Los utensilios se pueden limpiar con agua. Weathering Effects no es inflamable y no contiene disolventes.

Presentación:
Weathering Effects está disponible en frascos de 40 ml./1.35 fl.oz. La gama de Barro Denso está disponible en frascos de 40 ml./1.35 fl.oz. y 200 ml./6.76 fl.oz.

Splash Mud

When a vehicle drives through muddy terrain, mud splashes are inevitable. The range of Splash Mud has been formulated so that by simply blowing air through the airbrush over a brush loaded with mud, from a short distance from the model and on the specific area, realistic splash effects will be spattered all over the model. Splash Mud can also be applied using a stiff brush or stick. The range includes six different kinds of mud, manufactured with natural pigments and water-based acrylic resins, which dry to a slightly glossy finish, suggesting the humid nature of the products. The product can also be splashed on the model with an airbrush by loading a regular brush with Splash Mud and projecting air against the brush towards the model. Splash Mud is available in 40 ml./1.35 fl.oz. pots.

Cuando un vehículo se desplaza sobre terrenos encharcados o con lodo, las salpicaduras son inevitables. La formulación de la serie Splash Mud ofrece al modelista una consistencia perfecta para reproducir estos efectos, aportando detalles de realismo a las maquetas y dioramas. La gama consta de seis referencias que reproducen tonos de barro con un ligero matiz brillante siendo su uso tan simple como proyectar aire con nuestro aerógrafo sobre un pincel cargado con la mezcla, a corta distancia del modelo y sobre la zona que queremos trabajar, lo cual generará interesantes efectos de salpicaduras sobre la maqueta de gran realismo. Puede usarse también proyectándolo con la ayuda de un pincel de fibras duras y la ayuda de un palillo. Splash Mud está disponible en frascos de 40 ml./1.35 fl.oz.

Art. 73.801
European Splash Mud
Salpicaduras Barro Europeo

A dark brown color most commonly observed in central European terrain and humid areas of the Mediterranean countries. Most of the non alkaline grounds present this color.

Tono marrón oscuro, con el matiz más común observado en terrenos de Europa central y zonas mediterráneas húmedas. La mayoría de terrenos no alcalinos presentan este aspecto.

Art. 73.802
Russian Splash Mud
Salpicaduras Barro Ruso

A familiar shade known as Black Earth, very fertile soil, especially dark and dense, found in Eastern Europe, Ukraine and Southern Russia.

Un matiz bien conocido, especialmente oscuro observado en terrenos fértiles y llamado "Tierra Negra" en los países del este de Europa, Ucrania y sur de Rusia.

Art. 73.803
Industrial Splash Mud
Salpicaduras Barro Industrial

The color of grayish mud, native to urban environments where the presence of human activity, industrial construction and decay, has caused this particular shade of sludge.

Tono de barro grisáceo, propio de entornos urbanos, donde la actividad humana y sus construcciones, las ruinas o zonas destruidas generan ese matiz que sugiere presencia humana, suciedad y actividad industrial.

Art. 73.804
Light Brown Splash Mud
Salpicaduras Barro Marrón Claro

The color of mud on alkaline lands, found in dry climates of desert and Mediterranean areas which, due to their sandy nature, easily absorb the humidity.

Tono de lodo generado sobre terrenos alcalinos, de matices arenosos y que absorben la humedad con facilidad, propio de entornos secos, desérticos o mediterráneos.

Art. 73.805
Brown Splash Mud
Salpicaduras Barro Marrón

Dark colored mud, typical of fertile clay terrain where humidity is retained during long seasonal periods, found mostly in Mediterranean lands and the West of Europe.

Tono oscuro, propio de zonas arcillosas y fértiles que retienen la humedad durante mucho tiempo en largos periodos estacionales, en zonas Mediterráneas y del oeste de Europa.

Art. 73.806
Black Splash Mud
Salpicaduras Barro Negro

Very dark color, found in earth which is very rich in vegetal substratum, similar to peat, as in wooded and humid areas in North of Europe.

Tono muy oscuro propio de terrenos muy ricos en sustrato vegetal, similar a la turba, como es habitual en zonas boscosas, húmedas y del norte de Europa.



Thick Mud

The range consists of 6 products with a thick and heavy consistency and a slightly glossy finish, ideal for reproducing terrain on vignettes or dioramas, as well as for texture on the wheels of a car or truck, the lower part of vehicles, and accumulations of mud on the tank tracks. The remains of vegetation included in some of the references provide an especially realistic texture to the final aspect of the model. Thick Mud is available in 40 ml./1.35 fl.oz. and 200 ml./6.76 fl.oz. pots.

La gama consta de 6 referencias de consistencia espesa y densa,con un ligero matiz brillante ideal para reproducir terrenos sobre viñetas o dioramas así como para texturizar los bajos de un vehículo y sus ruedas, o bien las cadenas de un blindado y las acumulaciones de barro sobre el tren de rodaje. Los restos de vegetación incluidos en alguna referencia aportan un especial realismo a la textura del mismo y a su aspecto final. Thick Mud está disponible en frascos de 40 ml./1.35 fl.oz. y 200 ml./6.76 fl.oz. pots.

Art. 73.807
European Mud
Barro Europeo

A dark brown color with traces of vegetation, most commonly observed in central European terrain & humid areas of the Mediterranean countries. Most of the non alkaline grounds present this aspect. European Mud is also available in 200 ml./6.76 fl.oz. (Art. 26.807).

Tono marrón oscuro que incluye trazas de vegetación con el matiz más común de los terrenos de Europa central y zonas mediterráneas húmedas. La mayoría de terrenos no alcalinos presentan este aspecto. Barro Europeo también está disponible en 200 ml./6.76 fl.oz. (Art. 26.807).

Art. 73.808
Russian Mud
Barro Ruso

A familiar shade known as Black Earth, especially dark and dense, found in the very fertile soil of Eastern Europe, the Ukraine and southern Russia. Russian Mud contains traces of vegetation which ad a special density and realistic texture. Russian Mud is also available in 200 ml./6.76 fl.oz. (Art. 26.808).

Un matiz bien conocido, observado en terrenos especialmente fértiles y llamado "Tierra Negra" en los países del este de Europa. Es especialmente oscuro y denso y contiene trazas de vegetación. Barro Ruso también está disponible en 200 ml./6.76 fl.oz. (Art. 26.808).

Art. 73.809
Industrial Mud
Barro Industrial

The color of grayish mud, native to urban environments, where the presence of human activity, industrial construction, ruins and decay, have caused this particular shade of sludge. Industrial Mud is also available in 200 ml./6.76 fl.oz. (Art. 26.809).

Tono de barro grisáceo, propio de entornos urbanos, donde la actividad humana y sus construcciones, las ruinas o zonas destruidas generan este matiz que sugiere presencia humana, suciedad y actividad industrial. Barro Industrial también está disponible en 200 ml./6.76 fl.oz. (Art. 26.809).

Art. 73.810
Light Brown Mud
Barro Marrón Claro

The color of mud occurring on alkaline lands, in dry climates of desert and Mediterranean areas, which due to their sandy nature easily absorb humidity. Light Brown Mud is also available in 200 ml./6.76 fl.oz. (Art. 26.810).

Tono de lodo generado sobre terrenos alcalinos, de matices arenosos que absorben la humedad con facilidad, propio de entornos secos, desérticos o mediterráneos. Barro Marrón Claro también está disponible en 200 ml./6.76 fl.oz. (Art. 26.810).

Art. 73.811
Brown Mud
Barro Marrón

Dark colored mud, typical of fertile clay lands where humidity is retained during long seasonal periods, found mostly in Mediterranean areas and the West of Europe. Brown Mud is also available in 200 ml./6.76 fl.oz. (Art. 26.811).

Tono oscuro, propio de tierras arcillosas y fértiles que retienen la humedad durante mucho tiempo y largos periodos estacionales, en zonas del Mediterráneo y del oeste de Europa. Barro Marrón también está disponible en 200 ml./6.76 fl.oz. (Art. 26.811).

Art. 73.812
Black Mud
Barro Negro

Very dark color, found in earth which is very rich in vegetal substratum, similar to peat, as in wooded and humid areas in North of Europe. Black Mud is also available in 200 ml./6.76 fl.oz. (Art. 26.812).

Tono muy oscuro propio de terrenos muy ricos en sustrato vegetal, similar a la turba, como es habitual observar en zonas boscosas y húmedas del norte de Europa. Barro Negro también está disponible en 200 ml./6.76 fl.oz. (Art. 26.812).

Engine Effects

A vehicle with an engine has many moving parts -the transmission, wheels and axis, tracks and hinges- all of them mechanisms subject to traction and movement which have to be lubricated to function correctly. In addition, the internal combustion engine needs fuel, and dust accumulates, while dirt forms a part of this mechanical and dynamic context. The range of Engine Effects offers the modeller a series of references to reproduce the fuel stains, the spilled oil (leaving a trail of drops on the vehicle panels and in the dust of the road), the marks left by the oil drums on the floor of the truck, the dirt accumulated in the engine compartment, all these to enhance the realistic aspect of the model. Engine Effects is available in 40 ml./1.35 fl.oz. pots.

Los motores tienen muchas partes móviles (ruedas, ejes, trenes de rodaje y bisagras) sometidas a tracción y desplazamientos que deben ser lubricados para su correcto uso y funcionamiento. Además, un motor a combustión interna precisa de carburante y el polvo y la suciedad se acumulan sobre el mismo formando parte de ese contexto mecánico y dinámico. La gama Engine Effects ofrece al modelista una serie de referencias para reproducir las manchas de combustible, el aceite derramado (dejando un rastro de gotas sobre las planchas del carro o en el polvo del camino), las marcas en la caja del camión de los bidones cargados de petróleo y la suciedad acumulada en el compartimento motor, para aportar el toque de realismo adecuado al modelo. Engine Effects está disponible en frascos de 40 ml./1.35 fl.oz.

Art. 73.813
Oil Stains
Manchas de Aceite

Oil stains are common around engines, hinges and all the moving parts of vehicles. The shiny look of the stains give the model a realistic aspect. Oil Stains is applied in the shape of spatters, drips or traces in specific areas.

Las manchas de lubricantes se encuentran en los motores y alrededor de los elementos móviles de los vehículos. Su tono y su acabado brillante procuran un acabado realista al modelo. Se aplica en forma de salpicaduras, goterones o trazas en zonas determinadas.

Art. 73.814
Fuel Stains
Manchas de Combustible

In combat, the refueling of tanks and trucks took place in the field, and the crews used pails, funnels, sections of hose for the job. The fuel was spilled all over, leaving characteristic traces on the vehicles.

En combate, las reposiciones de combustible se efectuaron en el campo de batalla utilizando cubos, embudos improvisados y secciones de manguera. El combustible se derramaba sin remedio dejando rastros de manchas.

Art. 73.815
Engine Grime
Suciedad de Motor

On the surfaces of the engine block, inside the engine compartments and even in areas where rests of fuel and oil accumulate, dust and dirt create a grayish layer of dust on the vehicle surface.

Sobre las superficies de un bloque motor, en su compartimento o incluso en zonas donde se han acumulado restos de carburante o aceite se acumula una suciedad mezcla del polvo de un matiz grisáceo.

Art. 73.816
Diesel Stains
Manchas de Diesel

The stains of gasoline and diesel oil do not have the same color: Diesel Stains reproduces the exact orange shade of this fuel, the streaks, traces and splashes caused by refueling with diesel in the field are perfectly reproduced.

Las manchas de carburante tipo gasolina no tienen el mismo matiz que los de gasoil. Con Diesel Stains se reproduce el tono anaranjado y transparente del gasoil representando los rastros y trazas en los vehículos.

Art. 73.817
Petrol Spills
Salpicaduras de Petróleo

Reproduces the blue-black shade of intensity observed in heavy oils, lubricants, on barrels in a truck bed and round marks left by barrels on the ground, left by flame throwers and combat vehicles.

Reproduce el matiz negro azulado que podemos observar en lubricantes y aceites pesados sobre bidones en la caja de carga de un camión, los rastros circulares en el suelo, las manchas grasientas en el expulsor de los lanzallamas, tanto de infantería como en los carros de combate.

Art. 73.818
Brown Engine Soot
Hollín de Motor

Brown Soot, a combination of dirt, rests of engine oils and dust, accumulates on engine bulkheads, on compartment walls, on the wheel housings of trains and underneath the carter and crankshafts.

Matiz marrón, resultado de suciedad acumulada, restos de lubricante y polvo, observado sobre los mamparos de motor, las paredes de sus compartimentos y los bajos de los camiones y vagones de tren.

Environment Effects

A series of references formulated to recreate the effects of the elements on vehicles, armour, constructions and terrain. Environment Effects includes grass crushed under the wheels or tracks of a tank, the remains of dirt streaking the windows of a vehicle, the humidity, the appearance of moss and lichen on stones, rust and snow, and vegetation crushed and mixed in mud on the roads of the front. The elements of nature and the effects of weather are recreated in this range to provide the modeller with the environmental setting in a quick, easy and realistic way. Environment Effects is available in 40 ml./1.35 fl.oz. pots. Snow is also available in 200 ml./6.76 fl.oz.

Una serie de referencias diseñadas para recrear los efectos de los elementos sobre vehículos, armamento, construcciones y terrenos. Environment Effects incluye la hierba aplastada por unas ruedas o las cadenas de un carro de combate, las señales de suciedad arrastrada por la lluvia sobre los cristales de un vehículo, la humedad, el verdín y los líquenes que la piedra o la madera muestran en su superficie, hasta nieve, óxido o vegetación mezclada con el barro de un camino al Frente. La naturaleza y sus elementos, las consecuencias de la intemperie, quedan recreadas con esta gama para facilitar al modelista ambientar de forma sencilla, fácil y realista. Environment Effects está disponible en frascos de 40 ml./1.35 fl.oz. Nieve también está disponible en frascos de 200 ml./6.76 fl.oz.

Art. 73.819
Rain Marks
Marcas de Lluvia

Rain carries dust and dirt over surfaces, leaving streaks on vehicles and objects, while the dust, displaced by humidity, accumulates in the joints and chinks of the model.

La lluvia arrastra el polvo y la suciedad de forma que ésta deja rastros sobre las superficies de vehículos y objetos, en forma de depósitos en hendeduras o relieves.

Art. 73.820
Snow
Nieve

Snow is an ideal texture, coating surfaces evenly or in heaped mounds, with scale & proportion suitable for all scenarios, accumulated on vehicle tracks, on a cart, on the sides of the road or the roof of a cottage. Snow is also available in 200 ml./6.76 fl.oz. (Art. 26.820).

Nieve es una textura ideal, tiene un efecto de escala y matices adecuada a cualquier viñeta, acumulada sobre las cadenas de un carro, en los márgenes de un camino o cubriendo el techo de un cobertizo o barracón. Nieve también está disponible en 200 ml./6.76 fl.oz. (Art. 26.808).

Art. 73.821
Rust Texture
Texturas de Óxido

Rust Texture reproduces a rough orange coating, the dry, flaked aspect of rusted vehicles, burned out cars, oxidized metal surface in vignettes or dioramas. Apply by brush and airbrush, needle size 0.4 and high pressure.

Reproduce los tonos anaranjados y el aspecto áspero de un vehículo quemado y abandonado, un techo metálico o un coche en un desguace. Se aplica a pincel o aerógrafo con aguja de 0.4 y presión alta.

Art. 73.822
Slimy Grime Dark
Suciedad Húmeda Oscura

Humidity generates slime and verdigris on wood, tree trunks, rocks and stone walls, moorings and pilings, in different colors, depending on the humidity. Slimy Grime Dark recreates the darkest shade, a black green.

La humedad genera moho y verdín sobre madera, cortezas de árboles, rocas y muros, embarcaderos y postes sumergidos, con variaciones de tono. Slimy Grime Dark recrea el tono más oscuro, un matiz verde negro.

Art. 73.823
Slimy Grime Light
Suciedad Húmeda Clara

The effects of humidity create textures of greenish mould and slime even on areas exposed to the sun. The lighter shade of Grime is perfect combined with Slimy Grime Dark to recreate streaking from light to dark

Los efectos de humedad crean texturas de limo y moho incluso en zonas expuestas al sol. El matiz más claro de Grime es ideal combinado con Slimy Grime Dark para reproducir una progresión de tonos de claro a oscuro.

Art. 73.824
Streaking Grime
Rastros de Suciedad

Streaking Grime achieves the effect of light dust suspended in the air or blown by the wind to accumulate into the ridges of vertical surfaces on vehicles and buildings.

Con Streaking Grime se consigue el efecto de polvo en suspensión o desplazado por el viento, depositado como una pátina de tono neutro, acumulado alrededor de hendeduras en superficies verticales, en vehículos o construcciones.

Environment Effects

Art. 73.825
Crushed Grass
Hierba Aplastada

Crushed Grass contains traces of vegetation and reproduces the grass sticking to the wheels and tracks of vehicles, and, in dioramas, crushed and flattened by the passage of heavy armour.

Hierba Aplastada contiene trazas de vegetación y reproduce el efecto de la hierba aplastada por el paso de los vehículos, en las cadenas de un tanque o el terreno de dioramas.

Art. 73.826
Mud and Grass
Barro y Hierba

Mud and Grass Effect contains crushed vegetation, reproduces the texture of grass and mud compacted on the tracks of tanks and the wheels of armoured vehicles.

Mud and Grass Effect reproduce la textura que resulta del tránsito de los vehículos sobre hierba y barro. Contiene trazas de vegetación aplastada. Se aplica sobre ruedas o cadenas de los vehículos de combate y sobre dioramas.

Art. 73.827
Moss and Lichen Effects
Efectos de Musgo y Líquen

Reproduces the weathered effect, the yellow green colors and textures of lichen on stones and walls, caused by the elements. Apply with a brush or dab on with a sponge to reproduce the mottled aspect of the fungus.

Este producto reproduce el color y la textura moteada de liquen generado sobre piedras y muros. Se aplica con un pincel fino, o bien usando una pieza de esponja para reproducir el moteado.

Art. 73.828
Wet Effects
Efectos de Humedad

Wet Effects is an all purpose weathering product, formulated to reproduce the humid aspect on models and dioramas. Can be combined with other weathering effects to increase the impression of humidity and wet weather.

Wet Effects reproduce el aspecto de humedad sobre maquetas y dioramas. Se puede combinar con otros efectos de la gama para incrementar la sensación de humedad.

Model painted
by Todd Michalak

Diorama Effects

Earth, mud, water and ground textures for the realistic reproduction of the environment

Tierra, barro, agua y texturas de terreno para reproducir con realismo entornos naturales

EN The placement of a model in a diorama or vignette gives it a reality, a background and a history, an added dimension and a reason for the humidity, the traces of mud, of the dry sand of the desert or the dark earth of the wooded landscapes of central Europe. The range of Diorama Effects offers the modeller everything needed for the reproduction of a terrain, with effects of sandy and dusty roads, or snow, mud and water, all of which add to the realism of the setting and relate the model to its environment. Diorama Effects is not flammable, and does not contain solvents.

Packaging:
The range is available in 200 ml./6.76 fl.oz. pots.

ES Situar una maqueta en un diorama, una viñeta, supone conceder a nuestro modelo o figura un escenario, una realidad y un entorno físico que dará una dimensión de ubicación, una razón a la humedad o al barro, la arena reseca de un desierto o la tierra oscura de las zonas boscosas del centro de Europa. La gama de Diorama Effects facilita al modelista los medios para reproducir terrenos, efectos de nieve, barro y agua que aportaran mayor realismo a su maqueta. Diorama Effects no es inflamable y no contiene disolventes.

Presentación:
La gama está disponible en tarros de 200 ml./6.76 fl.oz.

Water Textures

Art. 26.230
Still Water
Aguas Tranquilas

A crystal clear liquid which levels itself, even on irregular surfaces, to reproduce the effect of transparent still water. Apply in several fine layers of no more than 3 mm. thickness to prevent cracks or bubbles in the drying process. Still Water is also available in 35 ml./1.18 fl.oz. (Art. 26.235).

Producto líquido cristalino, que se extiende y autonivela incluso sobre superficies irregulares para reproducir el efecto de agua tranquila. Es aconsejable aplicarlo en finas capas de no más de 3 mm, evitando así grietas o burbujas en el proceso de secado. Aguas Tranquilas también está disponible en 35 ml./1.18 fl.oz. (Art. 26.235).

Art. 26.201
Transparent Water
Agua Transparente

Transparent gel, perfect for the reproduction of moving shallow waters, or shaping waves and peaks. Transparent Water dries to a transparent and glossy finish in about 24 hours, depending on the thickness of the application. Transparent Water is also available in 35 ml./1.18 fl.oz. (Art. 26.591).

Gel transparente, especialmente indicado para reproducir aguas poco profundas en movimiento y modelar olas y crestas. Seca en unas 24 horas, dependiendo del volumen de la aplicación, formando una película transparente y brillante. Agua Transparente también está disponible en 35 ml./1.18 fl.oz. (Art. 26.591).

Art. 26.202
Mediterranean Blue
Azul Mediterráneo

Dense blue gel, of a color similar color to the Mediterranean Sea. Due to the translucent nature of the product, it is recommended to apply it on a base previously painted with a darker color to enhance the effect of depth. The gel dries in approx. 24 hours, depending on the thickness of the application.

Gel denso azul, de matiz similar a las aguas del Mediterráneo. Debido a la naturaleza translúcida del producto se recomienda aplicarlo sobre una base pintada previamente con un color más oscuro para realzar el efecto de profundidad. Seca en unas 24 horas, dependiendo del volumen de la aplicación.



Art. 26.203
Pacific Blue
Azul Pacífico

Dense blue gel, of a similar color to the Pacific Ocean. Due to the translucent nature of the product, it is recommended to apply it on a base previously painted with a darker color to enhance the effect of depth. The gel dries in approximately 24 hours, depending on the thickness of the application.

Gel denso azul, de matiz similar a las aguas del Pacífico. Debido a la naturaleza translúcida del producto se recomienda aplicarlo sobre una base pintada previamente con un color más oscuro para realzar el efecto de profundidad. Seca en unas 24 horas, dependiendo del grosor de la aplicación.



Art. 26.204
Atlantic Blue
Azul Atlántico

Dense blue gel, of a similar color to the Atlantic Ocean. Due to the translucent nature of the product, it is recommended to apply it on a base previously painted with a darker color to enhance the effect of depth. The gel dries in approximately 24 hours, depending on the thickness of the application.

Gel denso azul, de matiz similar a las aguas del océano Atlántico. Debido a la naturaleza translúcida del producto se recomienda aplicarlo sobre una base pintada previamente con un color más oscuro para realzar el efecto de profundidad. Seca en unas 24 horas, dependiendo del grosor de la aplicación.

Art. 26.231
Foam
Espuma

A heavy, extra opaque white acrylic, which can be applied directly from the bottle, has been formulated for simulating raised crests on waves. The product can be sculpted with a palette knife or dry-brushed to form whirls & wakes on the surface of tinted Water gels. Dries quickly to a hard, white surface. Foam is available in 32 ml./1.08 fl.oz. bottles.

Espuma acrílica blanco denso y opaco. Se puede aplicar directamente del frasco para formar crestas de olas y modelar con espátula para formar remolinos y estelas de espuma. Sobre aguas ya pigmentadas se recomienda emplear la técnica de pincel seco. Seca rápidamente para formar una superficie blanca y dura. Espuma está disponible en botellas de 32 ml./1.08 fl.oz.



Thick Mud Textures

Art. 26.807

European Mud

Barro Europeo

A dark brown color with traces of vegetation, most commonly observed in central European terrain and humid areas of the Mediterranean countries. Most of the non alkaline grounds present this color.

Tono marrón oscuro que incluye trazas de vegetación con el matiz más común observado en terrenos de Europa central y zonas mediterráneas húmedas. La mayoría de terrenos no alcalinos presentan este aspecto.



Art. 26.808

Russian Mud

Barro Ruso

A familiar shade known as Black Earth, especially dark and dense, found in the very fertile soil of Eastern Europe, the Ukraine and Southern Russia. Russian Mud contains traces of vegetation which ad a special density and realistic texture.

Un matiz especialmente oscuro y denso que incluye trazas de vegetación para aportar mayor realismo. Se localiza en terrenos especialmente fértiles del sur de Rusia y es conocido como "tierra negra" en Ucrania.

Art. 26.809

Industrial Mud

Barro Industrial

The color of grayish mud, native to urban environments, where the presence of human activity, industrial construction, ruins and decay have caused this particular shade of sludge.

Tono de barro grisáceo, propio de entornos urbanos, donde la actividad humana y sus construcciones, las ruinas o zonas destruidas generan este matiz que sugiere presencia humana, suciedad y actividad industrial.

Art. 26.810

Light Brown Mud

Barro Marrón Claro

The color of mud occurring on alkaline lands, in dry climates of desert and Mediterranean areas, which due to their sandy nature easily absorb humidity.

Tono de lodo generado sobre terrenos alcalinos, de matices arenosos que absorben la humedad con facilidad, propio de entornos secos, desérticos o mediterráneos.

Art. 26.811

Brown Mud

Barro Marrón

Dark colored mud, typical of fertile clay lands where humidity is retained during long seasonal periods, found mostly in Mediterranean areas and the East of Europe.

Tono oscuro, propio de tierras arcillosas y fértiles que retienen la humedad durante mucho tiempo y largos períodos estacionales, en zonas del Mediterráneo y del oeste de Europa.

Art. 26.812

Black Mud

Barro Negro

Very dark color, seen in earth similar to peat, which is very rich in vegetal substratum, such as found in wooded and humid areas in the North of Europe.

Tono muy oscuro propio de terrenos muy ricos en sustrato vegetal, similar a la turba, como es habitual observar en zonas boscosas y húmedas del norte de Europa.

Ground Textures

Art. 26.211
White Stone
Pasta Piedra Blanca

Finely textured smooth white marble paste. Once dry, surface can be carved and sanded. The product can be used as mortar and filler on constructions and joints.

Textura fina y lisa de color blanco. Una vez seco se puede tallar y lijar, y se puede emplear como masilla sobre edificaciones, o como mortero y relleno de uniones entre piezas.

Art. 26.212
Rough White Pumice
Piedra Pómez Blanca

Heavy paste of resin, titanium white and natural pumice, with a rough white finish, for surface building and irregular terrain, reliefs and peak.

Pasta espesa de resina, blanco de titanio y piedra pómez natural, con un acabado áspero blanco. Apto para crear superficies y terrenos irregulares, relieves y picos.

Art. 26.213
Rough Grey Pumice
Piedra Pómez Gruesa

Heavy paste of resin and natural pumice stone, with a rough grey finish, for surface building and irregular terrain, reliefs and peaks.

Pasta espesa de resina y piedra pómez natural, con un acabado áspero gris, para crear superficies y terrenos irregulares, relieves y picos.

Art. 26.215
Grey Sand
Arena Gris

Grey rough texture to reproduce the coarse terrain of dunes and rocks in arid climates. The texture is also ideal for creating surfaces of rusted metal. Grey Sand is also available in 35 ml./1.18 fl.oz. (Art. 26.232).

Pasta espesa con acabado gris áspero para reproducir entornos con dunas y relieves propios de climas áridos. Su textura es también idónea para crear superficies de metal oxidado. Arena Gris también está disponible en 35 ml./1.18 fl.oz. (Art. 26.232).

Art. 26.820
Snow
Nieve

Snow reproduces the glittery look of this element, and is an ideal medium to work with, easily coating all surfaces, evenly or in heaped mounds. The product dries in 24 hours, and further coats can be applied for more volume.

La nieve reproduce el efecto de brillo de dicho elemento así como una textura ideal para trabajarla aplicada sobre superficies o acumulaciones. Seca en 24 horas pudiendo añadir más capas para recrear efectos de volumen.

Art. 73.189
Mud & Puddles
Barro y Charcos

2 x 35 ml./1.18 fl.oz. Diorama Effects
+ 2 x 40 ml./1.35 fl.oz. Weathering Effects

Step by Step induded

A selection of 4 textures for the effects of wet Mud & Puddles on models and dioramas.

Selección de 4 texturas para crear efectos de barro húmedo y charcos en maquetas y dioramas.

73.807 73.812 26.235 26.591

Earth Textures

Art. 26.214
Black Lava-Asphalt
Lava Negra

Black Lava has a thick and dense consistency, appropriate for volcanic grounds and for asphalt on roads and construction sites.

Textura de matiz negro intenso y de consistencia espesa y densa. Aplicado con una espátula reproduce el aspecto de asfalto en carreteras y tierra volcánica.



Art. 26.217
Desert Sand
Arena Desierto

A sand-colored, gritty acrylic paste of medium viscosity for grounds of beaches and deserts.

Producto de un matiz marrón claro, de consistencia media, que reproduce texturas de arena como playas o desiertos.

Art. 26.218
Dark Earth
Tierra Oscura

Dark Earth, the color of humid grounds, has a thick and dense consistency, appropriate for the reproduction of ground textures on diorama and vignette bases.

De matiz oscuro propio de zonas húmedas y de consistencia espesa y densa, apropiado para reproducir texturas de tierra sobre bases de dioramas o viñetas.



Art. 26.219
Brown Earth
Tierra Marrón

Brown Earth, the color of clay grounds, has a thick and dense consistency, appropriate for the reproduction of ground textures on diorama and vignette bases.

Una textura de matiz marrón propio de zonas arcillosas, de consistencia espesa y densa, para reproducir texturas de tierra, sobre bases de dioramas o viñetas.

Hobby Paint

Spray paint for metal, plastic and resin miniatures. The easiest & quickest way to get your Army fully painted and ready for battle

Pintura en spray para miniaturas de metal, plástico y resina. La manera más fácil y rápida de tener tu ejército listo para la batalla

EN The perfect combination of base coat and highly pigmented color, developed for use on all metal, plastic and resin models and miniatures. Our new original and unique spray formula leaves a perfect matt and self-levelling finish, designed to respect and bring forth even the finest details of the models and miniatures.
The Hobby Paint assortment includes 3 basic colors, 19 fantasy shades, 5 WWII AFV and 4 WWII infantry colors.
The colors are a perfect match to the equivalent shades available in our Game and Model Color ranges, so both painting techniques can be combined. Each Hobby Paint shows the original color applied on the colored ring around the top and is equipped with 2 different nozzles; one with a low discharge flow, especially recommended for fine lines and small details, and the other with a medium discharge flow, recommended for thicker lines and for covering larger surfaces; the low-pressure valve allows for excellent spray control.
The range is complemented with 3 different varnishes: gloss, matt and satin, recommended for providing extra protection when handling your figures and to give them an overall uniform appearance.

Packaging:
The range is available in a 400 ml. / 9,31 oz. / 264 g. can.

ES Perfecta combinación de color base y color con alta concentración de pigmento para aplicar sobre miniaturas de metal, plástico o resina, con un perfecto acabado mate autonivelante. Nuestra original y exclusiva fórmula está diseñada específicamente con el objetivo de respetar y resaltar hasta el mínimo detalle de las maquetas y miniaturas.
El surtido de la gama Hobby Paint incluye 3 colores para aplicar como capa base, 19 para fantasía, 5 para vehículos blindados y 4 para la infantería de la Segunda Guerra Mundial.
Toda la gama está diseñada para que exista una perfecta equivalencia con su color correspondiente de las gamas Game Color o Model Color, de manera que se puedan combinar ambas técnicas de pintura.
Cada spray incorpora un anillo de plástico (pintado con el mismo color del spray) para una correcta identificación del mismo, así como 2 difusores: una válvula de salida reducida, especialmente recomendada para líneas finas y pintura de detalles, y otra de salida media, especialmente recomendada para pintar líneas más gruesas y superficies de mayor tamaño. Las válvulas de baja presión permiten un excelente control del flujo del spray.
La gama se complementa con 3 opciones de barniz: brillante, mate y satinado, que proporcionan una protección adicional contra el desgaste al manipular las miniaturas, así como un acabado general uniforme.

Presentación:
La gama está disponible en spray de 400 ml. / 9,31 oz. / 264 g.

Hobby Paint

Fantasy Colors

28.013
Bone White
Blanco Hueso

28.014
Leather Brown
Marrón Cuero

28.015
Desert Yellow
Amarillo Desierto

28.016
Scarlet Red
Rojo Escarlata

28.017
Ultramarine Blue
Azul Ultramar

28.018
Sun Yellow
Amarillo Soleado

28.019
Beasty Brown
Marrón Bichos

28.020
Wolf Grey
Gris Lobo

28.021
Silver
Plata

28.022
Dead Flesh
Carne Muerta

28.023
Bloody Red
Rojo Sanguina

28.024
Pale Flesh
Carne Pálida

28.025
Alien Purple
Púrpura Alienígena

28.026
Dark Green
Verde Oscuro

28.027
Goblin Green
Verde Goblin

28.028
Sick Green
Verde Asqueroso

28.029
Gory Red
Rojo Visceral

28.030
Magic Blue
Azul Mágico

AFV Colors

28.031
Gunmetal
Gris Metalizado

28.001
Panzer Yellow
Dunkelgelb

28.002
Panzer Grey
Dunkelgrau

28.003
Russian Green 4BO
Camuflaje Verde Oliva

28.004
UK Bronze Green
Verde Bronzeado

28.005
US Olive Drab
US Verde Oliva

Infantry Colors

28.006
German Field Grey
Feldgrau

28.007
Russian Uniform
Uniforme Ruso

28.008
English Uniform
Uniforme Inglés

28.009
US Khaki
US Marrón Caqui

Basic Colors

28.010
White
Blanco

28.011
Grey
Gris

Varnishes

28.012
Black
Negro

28.530
Gloss Varnish
Barniz Brillante

28.531
Matt Varnish
Barniz Mate

28.532
Satin Varnish
Barniz Satinado

x2

different nozzles
boquillas diferentes

Skinny Cap

Low discharge flow. Especially recommended for fine lines and small details.
Bajo flujo de descarga. Especialmente recomendado para líneas finas y pequeños detalles.

Pocket Cap

Medium discharge flow. Medium line. Recommended for thicker lines and covering larger surfaces.
Flujo de descarga medio. Línea media.Recomendada para líneas más gruesas y que cubren superficies más grandes.

Pigments

Pigments are used for weathering and ageing the finish of vehicles, armour, fortifications and structures

Los pigmentos se utilizan para envejecer y simular desgastes en los vehículos, blindajes, defensas y estructuras de las maquetas

EN A selection of natural earth and synthetic pigments which have been chosen for their permanence, their excellent light fastness, and for the extra fine milling of their particles, which facilitates the mixtures and their application on models and dioramas. The range of pigments includes a series of colors selected for representing the wear and erosion caused by the conditions of hard use and exposure on vehicles and buildings, to reproduce the dust caked on the tracks of the tanks, the rust on the armour and the wide range of effects caused by the climate and geographic conditions of deployment. Pigments can be applied in their dry form, directly by brush on the model, since they have excellent adherence; they can also be fixed in place with Thinner when used to portray dry mud or accumulated dust. With Pigment Binder, the pigments can be used to create volumes, such as accumulated dirt and mud. Painting tools are cleaned with water. Vallejo Pigments are not flammable.

Packaging:
Vallejo Pigments are available in 35 ml./1.18 fl.oz. pots (weight from 17-39 grams, depending on the pigment) with a childproof top.

ES Nuestra gama de pigmentos es una selección de tierras naturales y pigmentos sintéticos elegidos en función de su permanencia y resistencia a la luz. Los pigmentos se utilizan habitualmente para simular desgastes en todo tipo de vehículos. Los desgastes son de tipo operativo o climático y mediante el empleo de los pigmentos podemos representar múltiples efectos, como simular el polvo adherido en las cadenas y orugas de los blindados, o oxidaciones en la estructura de los blindados. La gama ha sido seleccionada por expertos modelistas con el fin de proporcionar todos los tonos necesarios para representar diferentes condiciones climáticas y geográficas en los terrenos de un diorama o de una maqueta. Los pigmentos pueden aplicarse de varias formas, aplicados a pincel sobre el modelo; en seco, pues sus características de adherencia son óptimas; fijados con Thinner, para representar barro reseco o polvo acumulado, y utilizando Pigment Binder, en el caso que el modelista desee crear un efecto de cierto volumen, como barro acumulado. Los utensilios se pueden limpiar con agua. Vallejo Pigments no es inflamable.

Presentación:
Vallejo Pigments está disponible en tarros de 35 ml./1.18 fl.oz. (aprox. 17-39 gramos según pigmento) con cierre de seguridad.

Pigment Colors

73.101
Titanium White
Blanco Titanio

73.102
Light Yellow Ochre
Ocre Amarillo Claro

73.103
Dark Yellow Ochre
Ocre Amarillo Oscuro

73.104
Light Sienna
Siena Claro

73.105
Natural Sienna
Siena Natural

73.106
Burnt Sienna
Siena Calcinado

73.107
Dark Red Ochre
Ocre Rojo Oscuro

73.108
Brown Iron Oxide
Marrón Óxido de Hierro

73.109
Natural Umber
Sombra Natural

73.110
Burnt Umber
Sombra Calcinada

73.111
Green Earth
Tierra Verde

73.112
Chrome Oxide Green
Verde Óxido de Cromo

73.113
Light Slate Grey
Pizarra Claro

73.114
Dark Slate Grey
Pizarra Oscuro

73.115
Natural Iron Oxide
Óxido Negro Natural

73.116
Carbon Black (Smoke Black)
Negro Carbón (Humo)

73.117
Rust
Óxido

73.118
New Rust
Óxido Reciente

73.119
European Earth
Tierra Europea

73.120
Old Rust
Óxido Antiguo

73.121
Desert Dust
Polvo Desierto

73.122
Faded Olive Green
Verde Oliva Desgastado

73.123
Dark Steel
Acero Oscuro

26.233 (35 ml./1.18 fl.oz.)

Pigment Binder

Fijador de pigmentos

Water-based acrylic binder for pigments. Dries slowly to a matt finish and allows more time to manipulate pigment.
Fijador acrílico para pigmentos de base agua. De secado lento y acabado mate. Proporciona más tiempo para manipular el pigmento.

Pigment sets

Collection of 5 pigment sets for painting models and miniatures. Each one of these sets has a selection of 4 colors to create special effects on figures, models and dioramas.

Colección de 5 estuches de pigmentos para pintar maquetas y miniaturas. Cada uno de los estuches tiene una selección de pigmentos para la creación de efectos especiales en figuras, maquetas y dioramas.

Art. 73.190

Dust & Dirt

Polvo y Suciedad

4 x 35 ml./1.18 fl.oz. Pigments

Step by Step induded

The pigment set includes a step by step guide by Chema Cabrero to assist in creating the effects of Dust & Dirt on models and dioramas.

Este set incluye un paso a paso realizado por Chema Cabrero sobre como lograr los efectos de polvo y suciedad en maquetas y dioramas.

73.103 73.110 73.115 73.121

Art. 73.191

Mud & Sand

Barro y Arena

4 x 35 ml./1.18 fl.oz. Pigments

Step by Step induded

The pigment set includes a step by step guide by Chema Cabrero to assist in creating the effects of mud and sand on models and dioramas. This set replaces earlier version (Ref. 73.197).

Este set incluye un paso a paso realizado por Chema Cabrero sobre como lograr los efectos de barro y arena en maquetas y dioramas. Este estuche sustituye la versión anterior (Ref. 73.197).



73.102 73.104 73.109 73.113

Art. 73.192

Stone & Cement

Piedra y Cemento

4 x 35 ml./1.18 fl.oz. Pigments

Step by Step induded

The pigment set includes a step by step guide by Chema Cabrero to assist in creating the effects of stone and cement on models and dioramas. This set replaces earlier version (Ref. 73.198).

Este set incluye un paso a paso realizado por Chema Cabrero sobre como lograr los efectos de piedra y cemento en maquetas y dioramas. Este estuche sustituye la versión anterior (Ref. 73.198).

73.104 73.105 73.114 73.121

Pigment sets

Art. 73.193

Soot & Ashes

Hollín y Cenizas

4 x 35 ml./1.18 fl.oz. Pigments

Step by Step induded

The pigment set includes a step by step guide by Chema Cabrero to assist in creating the effects of soot and ashes on models and dioramas. This set replaces earlier version (Ref. 73.199).

Este set incluye un paso a paso realizado por Chema Cabrero sobre como lograr los efectos de hollín y cenizas en maquetas y dioramas. Este estuche sustituye la versión anterior (Ref. 73.199).

73.101

73.111

73.113

73.116

Art. 73.194

Rust & Corrosion

Óxido y Corrosión

4 x 35 ml./1.18 fl.oz. Pigments

Step by Step induded

The pigment set includes a step by step guide by Chema Cabrero to assist in creating the effects of rust and corrosion on models and dioramas. This set replaces earlier version (ref. 73.196).

Este set incluye un paso a paso realizado por Chema Cabrero sobre como lograr los efectos de oxidación y corrosión en maquetas y dioramas. Este estuche sustituye la versión anterior (Ref. 73.196).

73.108

73.117

73.118

73.120

Model Wash

Model Wash is the perfect product for reproducing the weathering of surfaces exposed to harsh climatic conditions

Model Wash es el producto perfecto para reproducir los desgastes de las superficies expuestas a condiciones climáticas extremas

EN Model Wash is a range of liquid colors created with a unique water-based formula. The product provides the model painter with new techniques for rendering the processes of ageing and exposure to the elements. The range contains colors with a matt finish and of high capillarity, formulated to bring forth the minute details of the panels of the model and the contrasts produced by the wear and accumulated grime caused by operative and weather exposure. The versatility of Model Wash makes the product equally useful for a quick shading as for the creation of caked dust and dirt around the details of the model, such as rivets and panel lines. The washes are also used as a filter, applied in a uniform manner on the model to modify the base color. Model Wash can be applied by brush and airbrush and dries very quickly, after around 20 minutes the painting or weathering process can continue. Painting tools are cleaned with water. Model Wash is not flammable, and does not contain solvents.

Tip: Model Wash diluted with water or Airbrush Thinner is frequently used as a filter.

Packaging:
Available in 35 ml./1.18 fl.oz. bottles with a flip-top/eyedropper closure.

ES Model Wash, lavados formulados de base agua y acabado mate. Ofrece al modelista una nueva interpretación de los procesos de envejecimiento. Un lavado es un color muy diluido, de gran capilaridad, que se emplea para resaltar los detalles y paneles de las maquetas con la finalidad de crear un contraste habitualmente producido por el desgaste y la suciedad de origen climático u operativo. La versatilidad de los Model Wash permite su uso en forma de lavado puntual, para recrear efectos de sombra y suciedad alrededor de detalles como remaches o líneas de paneles. Se puede emplear a modo de filtro, aplicado de forma uniforme sobre una parte del modelo, para variar el matiz de fondo. Model Wash seca muy rápido y permite continuar con los procesos de pintura o envejecido transcurridos unos 20 minutos tras su aplicación. Se puede usar a pincel o a aerógrafo. Los utensilios se pueden limpiar con agua. Model Wash no es inflamable y no contiene disolventes.

Consejo: Model Wash diluido con agua o Airbrush Thinner se puede utilizar como un filtro.

Presentación:
Disponible en botellas de 35 ml./1.18 fl.oz. con tapón bisagra y cuentagotas.

Model Wash Colors

76.501
White / Blanco
Recommended for winter, cold scenes or models painted in white.
Recomendado para escenarios de invierno, fríos y vehículos pintados en blanco.

76.503
Dark Yellow / Amarillo Oscuro
For yellow models and light colors. Also very suitable for all camouflages and natural scenes with vegetation, rivers and lakes.
Para maquetas pintadas en amarillo y colores claros. También es apto para camuflajes y escenarios naturales.

76.505
Light Rust / Óxido Claro
For rust effects and winter, cold scenes and decay or abandoned vehicles, metallic structures or all kind of metallic parts.
Para efectos de oxidación y para escenarios de invierno, deterioro en vehículos y todo tipo de partes metálicas.

76.506
Rust / Óxido
For rust effects and winter, cold scenes and decay or abandoned vehicles, metallic structures or all kind of metallic parts.
Para efectos de oxidación y para escenarios de invierno, deterioro en vehículos y todo tipo de partes metálicas.

76.507
Dark Rust / Óxido Oscuro
For rust effects and winter, cold scenes and decay or abandoned vehicles, metallic structures or all kind of metallic parts.
Para efectos de oxidación y para escenarios de invierno, deterioro en vehículos y todo tipo de partes metálicas.

76.512
Dark Green / Verde Oscuro
For all models painted in green. Also perfect for camouflage colors and natural scenes with vegetation, rivers and lakes.
Para maquetas pintadas en verde. También es apto para camuflajes y escenarios naturales con vegetación, ríos y lagos.

76.513
Brown / Marrón
For models painted in light or sand colors, ideal for application on tank tracks and pin washes.
Para modelos pintados en colores claros y tonos arena. Idóneo para orugas de tanques y para pequeños detalles ("pin wash").

76.514
Dark Brown / Marrón Oscuro
For models painted in light or sand colors, ideal for application on tank tracks and pin washes.
Para modelos pintados en colores claros y tonos arena. Idóneo para orugas de tanques y para pequeños detalles ("pin wash").

76.515
Light Grey / Gris Claro
For models painted in grey and dark colors; they are also perfect for rain marks and pin washes.
Para modelos pintados en gris y colores oscuros, perfectos para marcas de lluvia y para pequeños detalles ("pin wash").

76.516
Grey / Gris
For models painted in grey and dark colors; also perfect for rain marks and pin washes.
Para modelos pintados en gris y colores oscuros, perfectos para marcas de lluvia y para pequeños detalles ("pin wash").

76.517
Dark Grey / Gris Oscuro
For models painted in grey and dark colors; also perfect for rain marks and pin washes.
Para modelos pintados en gris y colores oscuros, perfecto para marcas de lluvia y para pequeños detalles ("pin wash").

76.518
Black / Negro
For ultra dark washes and pin washes in the most recessed areas or parts.
Para colores muy oscuros y pequeños detalles en las juntas y remaches de la maqueta.

76.519
Olive Green / Verde Oliva
Recommended for adding shadows around rivets or recessed details on vehicles painted in Olive Green or faded Pale Green.
Para añadir sombras alrededor de remaches o detalles hendidos sobre vehículos pintados en Verde Oliva o Verde Claro desgastado.

76.520
Dark Khaki Green / Verde Caqui Oscuro
Used to produce depth effects and natural shadows on vehicles painted with a khaki base color or light camouflage tones.
Para reproducir efectos de profundidad y sombreado natural sobre vehículos con base caqui o camuflajes de tonos claros.

76.521
Oiled Earth / Tierra Engrasada
Reproduces the effects of accumulated dirt when oil, grease & fuel are combined with caked dust on vehicles, wheels and other moving parts.
Para efectos de suciedad acumulada sobre los vehículos al mezclarse aceite, grasa o carburante con el polvo seco, tanto sobre ruedas como partes móviles.

76.522
Desert Dust / Tierra Desierto
Represents the natural accumulation of dust on vehicles painted with light or dark colors, especially in dry and desert climates.
Para vehículos localizados en ambientes secos y desérticos, tanto de tonos claros como oscuros en su pintura de base, representando su acumulación natural.

76.523
European Dust / Tierra Europea
Recommended for all types of vehicles; the wash represents the most common tones of dust in central and eastern Europe.
Recomendado para todo tipo de vehículos ubicados en el Teatro Europeo de Operaciones, representando el tono más común del centro y oeste de Europa.

76.524
Blue Grey / Gris Azulado
Wash indicated for vehicles with a Panzer Grey base color, as well as all vehicles with a similar grey base.
Recomendado para vehículos de base Panzer Grey así como todo tipo de vehículos de base similar.

Chipping Medium
Medium de Desgaste

Water-based Medium to create flaked paint, scratches, and rust chips. Can be applied with airbrush or brush to create chipping effects with water-based acrylic colors.
Medium acrílico para la creación de roces, desgastes y desconchados. Se aplica con aerógrafo o pincel para crear efectos de desconchados con colores acrílicos.
Packaging:
73.214: 17 ml./0.57 fl.oz.
76.550: 35 ml./1.18 fl.oz.

Surface Primer

Primers for a tough and very resistant finish, formulated with acrylic polyurethane resin in a water-based formula

Imprimación de gran resistencia y dureza, formulados con resina de poliuretano de base agua

EN Surface Primer is available in a range of basic shades most frequently employed to prepare the surface of the model or miniature before starting the painting process. Primers can be applied on all surfaces, resin, PVC, brass, white metal or wood. The primer preserves even the smallest detail of a model, and improves the adherence of the colors applied on the base. It is recommended to apply the Primer in various layers; the product dries rapidly and forms a homogenous film of extraordinary strength and resistance within a few hours after its application. Surface Primer can be used directly or diluted with Airbrush Thinner or Flow Improver. The recommended compressor settings are around 15-20 PSI or 0.5 to 1 kg. For best maintenance of the airbrush, it is recommended to use Airbrush Cleaner. Surface Primer is not flammable, and does not contain solvents.

Packaging:
Available in 17 ml./0.57 fl.oz. bottles (with eyedropper) and in larger sizes of 60 ml./2.02 fl.oz. and 200 ml./6.76 fl.oz. (with flip-top and eyedropper).

ES Imprimaciones acrílicas mates especialmente formuladas para aerografía. La imprimación es la primera capa de color que se aplica sobre la maqueta con la finalidad de preparar la superficie para los procesos de pintura posteriores. Surface Primer no oculta los detalles de la maqueta y se puede aplicar sobre diversas superficies como resina, pvc, latón, metal blanco o madera. Con el fin de garantizar una excelente adherencia es necesario aplicarlo sobre una superficie previamente "desengrasada", por tanto es recomendable lavar la maqueta o la figura antes de imprimarla con la finalidad de retirar los restos de sustancias desmoldeantes. Las imprimaciones se aplican por capas de forma sucesiva, y secan rápidamente formando una película homogénea de extraordinaria dureza y resistencia transcurridas unas horas tras su aplicación. Se pueden usar directamente o diluido con nuestro Airbrush Thinner o Flow Improver. Los ajustes del compresor recomendados para nuestros colores rondan los 15 - 20 PSI o 0.5 a 1 kg. Para un correcto mantenimiento del aerógrafo recomendamos emplear Airbrush Cleaner. Surface Primer no es inflamable y no contiene disolventes.

Presentación:
Disponible en botellas de 17 ml./0.57 fl.oz. (con cuentagotas), y botellas de 60 ml./2.02 fl.oz. y 200 ml./6.76 fl.oz. (con tapón bisagra y cuentagotas).

Surface Primers

73.600
White
Blanco

73.601
Grey
Gris

73.602
Black
Negro

73.603 RAL7021
German Panzer Grey
Dunkelgrau RAL7021

73.604 RAL7028
German Dark Yellow
Dunkelgelb RAL7028

73.605 RAL8012
German Red Brown
Rotbraun RAL8012

73.606 RAL8000
German Green Brown
Gelbbraun RAL8000

73.607
UK Bronze Green
Verde Bronce UK

73.608 FS34087
USA Olive Drab
Verde Oliva USA

73.609
Russian Green 4BO
Verde Ruso 4BO

73.610
Parched Grass (Late)
IJA-Kare-Kusa-IRO

73.611
Earth Green (Early)
IJA Tsuchi-Kusa-IRO

73.612 FS34094
NATO Green
Verde OTAN

73.613
Desert Tan
Arena Desierto

73.614
IDF Israeli Sand Grey (61-73)
IDF Gris Arena Israelí

73.615 FS36375
USN Light Ghost Grey
USN Gris Claro

77.660
Gloss Black Primer
Imprimación Negro Brillante

71.361
Airbrush Thinner
Diluyente Aerógrafo



Premium RC Color

Acrylic airbrush colors. Suitable for all surfaces, especially for metals, fibreglass, polyethylene, clear Lexanª polycarbonate, slot car and RC bodies

Pintura acrílica para aerógrafo. Para todas superficies, especialmente para metales, fibra de vidrio, polietileno, policarbonato Lexan, Slot y carrocerias RC

EN Premium is a range of acrylic colors specifically designed for airbrushing and for optimum adherence on surfaces such as fiberglass, polyethylene, polycarbonate, metal and Lexan. Premium has been formulated with permanent pigments and a new, extremely resistant hybrid resin of acrylic-polyurethane. The Premium range contains matt and opaque, transparent, metallic, and fluorescent colors and includes specific varnishes and auxiliary products. Premium is especially recommended for painting motorcycle helmets, fuel tanks, surfboards and similar surfaces exposed to hard wear, and resists impacts and cracking as well as direct exposure to heat. The Premium colors resist fuel residue proof (as used in RC) of up to at least 35% Nitro. It is recommended to apply Premium in successive layers on previously primed surfaces. A few hours after application, the Premium colors will form a homogenous film of extraordinary strength and resistance. The recommended compressor settings are around 15-20 PSI, o 0.5 to 1 kg. To obtain especially resistant protection, a final (2K) urethane varnish is recommended (applied by aerosol or airbrush). Painting tools can be cleaned with water. Premium Color is not flammable, and does not contain solvents.

Packaging:
Available in flip-top bottles of 60 ml./2.02 fl.oz. and 200 ml./6.76 fl.oz.

ES Colores acrílicos especialmente formulados para aerografía, con una óptima adherencia sobre superficies como fibra de vidrio, polietileno, policarbonato, metal y Lexan. Premium ha sido elaborado con pigmentos permanentes y una nueva resina híbrida acrílico-poliuretánica de gran resistencia. La gama Premium está formada por colores mates y opacos, transparentes, metalizados, fluorescentes y auxiliares específicos de la línea. Premium está especialmente indicado para pintar cascos, depósitos de motos, tablas de surf y otras superficies expuestas a grandes desgastes, y resiste impactos y agrietamientos, así como la exposición directa al calor. Los colores Premium permanecen inalterables a mezclas de combustible empleadas en R/C (hasta 35% nitro). Se recomienda aplicar Premium en sucesivas capas sobre superficies previamente imprimadas; se puede aplicar directamente o diluido con el AV Premium Reducer. Los colores forman una película homogénea de extraordinaria dureza y resistencia transcurridas unas horas tras su aplicación. Los ajustes del compresor recomendados rondan los 15-20 PSI o 0.5 a 1 kg. Para una protección especialmente resistente se recomienda un barniz final uretánico (2K). Los utensilios se pueden limpiar con agua. Premium Color no es inflamable y no contiene disolventes.

Presentación:
Disponible en botellas de 60 ml./2.02 fl.oz. y 200 ml./6.76 fl.oz., con tapón bisagra.

Premium RC Colors

Opaque Colors / Colores Opacos

62.001 White / Blanco
62.002 Flesh Tone / Carne
62.003 Basic Yellow / Amarillo Básico
62.004 Orange / Naranja
62.005 Bright Red / Rojo Vivo
62.006 Carmine / Carmín
62.007 Magenta / Magenta
62.008 Violet / Violeta
62.009 Cobalt Blue / Azul Cobalto
62.010 Basic Blue / Azul Básico
62.011 Dark Blue / Azul Oscuro
62.012 Blue Green / Verde Azul
62.013 Basic Green / Verde Básico
62.014 Dark Green / Verde Oscuro
62.015 Yellow Ochre / Ocre Amarillo
62.016 Dark Ochre / Ocre Oscuro
62.017 Raw Sienna / Siena Natural
62.018 Sepia / Sepia
62.019 Grey / Gris
62.020 Black / Negro

Fluorescent Colors / Colores Fluorescentes

62.031 Fluorescent Yellow / Amarillo Fluorescente
62.032 Fluorescent Golden Yellow / Amarillo Dorado Fluorescen.
62.033 Fluorescent Orange / Naranja Fluorescente
62.034 Fluorescent Scarlet / Escarlata Fluorescente
62.035 Fluorescent Rose / Rosa Fluorescente
62.036 Fluorescent Magenta / Magenta Fluorescente
62.037 Fluorescent Violet / Violeta Fluorescente
62.038 Fluorescent Blue / Azul Fluorescente
62.039 Fluorescent Green / Verde Fluorescente
62.040 Phosphorescent / Fosforescente

Pearl & Metallic / Nacarados y Metalizados

62.041 Metallic Medium / Medium Metálico
62.042 Metallic Yellow / Amarillo Metálico
62.043 Metallic Orange / Naranja Metálico
62.044 Metallic Red / Rojo Metálico
62.045 Metallic Violet / Violeta Metálico
62.046 Metallic Blue / Azul Metálico
62.047 Metallic Green / Verde Metálico
62.048 Silver / Plata
62.049 Gold / Oro
62.050 Copper / Cobre
62.051 Steel / Acero
62.052 Gunmetal / Gris Metálico
62.053 Metallic Black / Negro Metálico

Candy Colors / Colores Transparentes

62.071 Candy Yellow / Amarillo Transparente
62.072 Candy Dark Yellow / Amarillo Osc. Transparente
62.073 Candy Orange / Naranja Transparente
62.074 Candy Red / Rojo Transparente
62.075 Candy Magenta / Magenta Transparente
62.076 Candy Racing Blue / Azul Racing Transparente
62.077 Candy Racing Green / Verde Racing Transparente
62.078 Candy Brown / Marrón Transparente
62.079 Candy Black / Negro Transparente

Auxiliary Products / Productos Auxiliares

62.061 White Primer / Blanco Imprimación
62.062 Matt Varnish / Barniz Mate
62.063 Satin Varnish / Barniz Satinado
62.064 Gloss Varnish / Barniz Brillante
62.065 Retarder / Retardante
62.066 Reducer / Diluyente
62.067 Cleaner / Limpiador
62.068 Clear Base / Base Transparente

Premium RC Color Sets

Collection of 4 Premium Color sets. Each one of these sets has a different selection of colors, and contains 5 bottles of 60 ml./2.02 fl.oz. (with flip-top).

Colección de 4 estuches de Premium Color. Cada uno de los estuches tiene una selección de colores primarios y contiene 5 botellas de 60 ml./2.02 fl.oz. (con tapón bisagra).

Art. 62.101
Opaque Basics
62.001 62.003 62.005 62.010 62.020

Art. 62.102
Fluorescent Colors
62.031 62.036 62.037 62.038 62.039

Art. 62.103
Metallic Colors
62.042 62.044 62.046 62.048 62.053

Art. 62.104
Candy Colors
62.071 62.074 62.075 62.076 62.079

Auxiliary Products

Airbrush Mediums

Packaging:
Presentación:

Airbrush Flow Improver

Medium designed to improve the flow and delay the drying of paint on the needle while airbrushing. It is recommended to add 1-2 drops of Flow Improver to 10 drops of paint in the cup of the airbrush.

Airbrush Flow Improver

Médium formulado para mejorar la fluidez de la pintura y retrasar su secado en el aerógrafo. Recomendamos añadir 1-2 gotas de Flow Improver a 10 gotas de pintura dentro de la copa del aerógrafo.

71.262
17 ml./0.57 fl.oz.
71.362
32 ml./1.08 fl.oz.
71.462
60 ml./2.02 fl.oz.
71.562
200 ml./6.76 fl.oz.

Airbrush Cleaner

An indispensable product for cleaning the airbrush. It not only eliminates rests of the color used, but at the same time lubricates the interior of the airbrush without damaging the mechanism.

Limpiador Aerógrafo

Imprescindible para la limpieza del aerógrafo. Elimina restos del color y lubrifica los mecanismos del aerógrafo sin deteriorarlos.

71.099
85 ml./2.87 fl.oz.
71.199
200 ml./6.76 fl.oz.

Airbrush Thinner

Thinner is used to extend the colors, increase fluidity and delay their drying time. It does not alter the properties of the colors. We recommend the addition of a few drops of Thinner to the colors while airbrushing.

Diluyente Aerógrafo

Diluye el color sin perder las cualidades de adhesión, dureza y consistencia. Aumenta la fluidez y transparencia de la pintura y retrasa el secado de la misma. Se recomienda añadir algunas gotas de Diluyente durante el aerografiado

71.261
17 ml./0.57 fl.oz.
71.061
32 ml./1.08 fl.oz.
71.361
60 ml./2.02 fl.oz.
71.161
200 ml./6.76 fl.oz.

Mediums

Thinner Medium

Thinner used to extend the colors, increase fluidity and delay their drying time. It does not alter the properties of the colors.

Diluyente

Diluye el color sin perder las cualidades de adhesión, dureza y consistencia. Aumenta la fluidez y transparencia de la pintura.

70.524
17 ml./0.57 fl.oz.
73.524
60 ml./2.02 fl.oz.

Matt Medium

Extends the colors, increases their fluidity and transparency, and softens the blending of brush strokes. It heightens the flexibility of the colors, and their adhesion to the surface. Does not yellow or change tonality of the color. Can also be used as a binder for dry pigment.

Medium Mate

Mezclado con los colores aumenta su fluidez y transparencia, facilita difuminar las pinceladas, mejora la flexibilidad y su adhesión al soporte. No amarillea ni cambia de tonalidad. También se puede utilizar para mezclar con pigmentos.

70.540
17 ml./0.57 fl.oz.
73.540
60 ml./2.02 fl.oz.

Gloss Medium

Extends the colors, increases their fluidity and transparency, and softens the blending of brush strokes. It heightens the flexibility of the colors, and their adhesion to the surface. Does not yellow or change tonality of the color. Can also be used as a binder for dry pigment.

Medium Brillante

Mezclado con los colores aumenta su fluidez y transparencia, facilita difuminar las pinceladas, mejora la flexibilidad y su adhesión al soporte. No amarillea ni cambia de tonalidad. También puede ser utilizado para mezclar con pigmentos en polvo.

70.470
17 ml./0.57 fl.oz.
73.470
60 ml./2.02 fl.oz.

Auxiliary Products

Mediums

			Packaging: *Presentación:*
	Metal Medium An acrylic medium formulated with mica, can be mixed with acrylic colors to create an iridescent lustre or applied by itself for a silvery iridescent effect.	*Medium Metálico* *Medium acrílico con mica, se puede mezclar con los colores para crear reflejos nacarados o utilizar sólo para conseguir efectos plateados e iridiscentes.*	70.521 17 ml./0.57 fl.oz.
	Retarder Medium Delays drying time of colors. Mix a few drops with the color or dip the brush into retarder on the palette. Colors will not change their consistency. Useful for "wet on wet" techniques and to stop the top layer of paint from drying.	*Retardante de Secado* *Retrasa el tiempo de secado de los colores. Se emplea mezclando unas gotas con los colores, o bien, humedeciendo el pincel con el mismo. También es útil para técnicas de "mojado sobre mojado" y para evitar el secado de la capa superficial de la pintura. Los colores no cambian su consistencia.*	70.597 17 ml./0.57 fl.oz. 73.597 60 ml./2.02 fl.oz.
	Glaze Medium A colorless glaze, used to mix with acrylic colors; improves fluidity, increases transparency, and slows drying time. Ideal for shadows, shadings, glazes and working with pigments.	*Medium Veladuras* *Patina incolora que se emplea para veladuras de secado lento, también se emplea en técnicas que requieren un tiempo de secado retrasado. Ideal para efectos con pigmentos.*	70.596 17 ml./0.57 fl.oz. 73.596 60 ml./2.02 fl.oz.
	Pigment Binder Water-based acrylic binder for pigments. Dries slowly, allows more time to manipulate pigment. Matt finish.	*Fijador de Pigmentos* *Fijador para pigmentos de base agua y secado lento. Proporciona más tiempo para manipular el pigmento. Acabado mate.*	26.233 35 ml./1.18 fl.oz.
	Brush Cleaner Cleaner for brushes which have been used with alcohol based paints (Liquid Gold, Supergold) and brushes which simply need a more thorough cleaning. Will not damage even the finest Kolinsky Sable brushes.	*Limpiador de Pinceles al alcohol* *Se emplea para limpiar pinceles que se han utilizado con pinturas a base de alcohol (Oros Líquidos) o para pinceles que necesitan una limpieza más profunda. No daña los pinceles de marta, se puede utilizar con todo tipo de pinceles.*	28.900 85 ml./2.87 fl.oz.
	Brush Restorer Softens and restores all fine sable brushes used for watercolors, miniatures, silk painting, etc. Does not contain alcohol.	*Restaurador de Pinceles* *Líquido para suavizar y restaurar pinceles, especialmente indicado para los pinceles de marta. No contiene alcohol.*	28.890 85 ml./2.87 fl.oz.

Auxiliary Products/Productos Auxiliares

Effect Mediums

			Packaging: *Presentación:*
	Crackle Medium Water-based medium, used between two coats of paint to create a weathered effect, or as a final coat to create a transparent crackled surface.	*Medium para craquelar* *Un producto de base agua que se emplea entre dos capas de pintura o como capa final para un craquelado transparente. Utilizado para simular superficies envejecidas.*	**70.598** 17 ml./0.57 fl.oz.
	Liquid Mask Forms a protective film on the area of the model which the modeller does not want to paint, especially useful in airbrush techniques. Once the work is dry, Liquid Mask is rubbed off with an eraser or piece of cloth, revealing the unpainted area.	*Máscara Líquida* *Forma una película protectora sobre la zona del modelo que no se desea pintar, especialmente útil en técnicas de aerografía. Una vez terminado el trabajo, se retira la máscara con el dedo, con un trapo de algodón o una goma de crepé.*	**70.523** 17 ml./0.57 fl.oz. **28.851** 32 ml./1.08 fl.oz. **28.850** 85 ml./2.87 fl.oz.
	Decal Softener Protects and smoothes the decal so that it blends with the surface of the model. It also softens the decal to adapt it to surface details such as recessed lines, raised edges, screws or bolts. The amount of coats needed depends on the quality and thickness of the decal. Final varnish can be applied to the Decal if desired. *** Decal Softener contains alcohol and is flammable.**	*Ablandador de Calcas* *Protege y ablanda la calca para que pueda adaptarse a la superficie del modelo. Al ablandar la calca, ésta se adapta a detalles de superficie de la maqueta como líneas de paneles, relieves, tornillos o remaches. La cantidad de capas a aplicar dependerá de la calidad y grosor de las calcas. De manera opcional, podemos añadir una capa final de barniz sobre la calca.* **** Ablandador de Calcas contiene alcohol y es inflamable.***	**73.212** 17 ml./0.57 fl.oz.
	Decal Fix Cleans and prepares the model surface before placing decals and wet transfers, improves adherence of the decal, and prevents formation of air bubbles without need for a previous coat of varnish. Apply Decal Fix with a soft brush on model surface, gently slide decal from its paper support and with a wet brush tip place decal on the model, pressing down lightly with the brush to eliminate excess liquid and avoid air bubbles. Remember the result depends on the quality of the brand of decals.	*Fijador de calcas* *Limpia y prepara la superficie del modelo antes de colocar sobre el mismo transfers húmedos y calcas, mejorando la adherencia de las mismas, previniendo la formación de burbujas y sin necesidad de barnizar previamente la superficie. Aplicaremos Decal Fix usando un pincel suave, deslizaremos la calca desde el papel soporte utilizando la punta de un pincel humedecido, hasta situarla en la zona deseada, presionando luego con el mismo para eliminar el exceso de producto y evitar burbujas. Debemos recordar que los resultados dependen de la calidad de la marca que comercialice las calcas.*	**73.213** 17 ml./0.57 fl.oz.
	Plastic Putty A modelling paste which dries to a white, totally opaque, stone hard finish. It is used principally for rebuilding or restoring models and miniatures, for textures and high reliefs.	*Masilla Plástica* *Se emplea principalmente en la elaboración y la reestructuración de modelos, trazado de relieves, decoración de superficies, reparación y restauración de maquetas.*	**70.400** 17 ml./0.57 fl.oz. **70.401 (tube)** 20 ml./0.67 fl.oz.
	Chipping Medium Water-based medium to create flaked paint, scratches, and rust chips. Can be applied with airbrush or brush to create chipping effects with acrylic colors.	*Medium de Desgaste* *Medium de base agua, para la creación de roces, desgastes y desconchados. Se aplica con aerógrafo o pincel para crear efectos de desconchados con colores acrílicos.*	**73.214** 17 ml./0.57 fl.oz. **76.550** 35 ml./1.18 fl.oz.

Auxiliary Products/Productos Auxiliares

Varnishes/Barnices

			Packaging: *Presentación:*
	Acrylic Gloss Varnish Water-based acrylic varnish with a quick drying formula, and an acrylic resin of extraordinary hardness and permanence. Protects painted models from dust and scratches, dirt and humidity.	*Barniz Acrílico Brillante* *Barniz acrílico de base agua con una formulación de secado rápido y una resina acrílica de dureza y permanencia extraordinarias. Protege las miniaturas contra el polvo y el roce.*	**70.510** 17 ml./0.57 fl.oz. **26.517** 60 ml./2.02 fl.oz. **28.517** 500 ml./16.9 fl.oz.
	Acrylic Matt Varnish Water-based acrylic varnish with a quick drying formula, and an acrylic resin of extraordinary hardness and permanence. Protects painted models from dust and scratches, dirt and humidity.	*Barniz Acrílico Mate* *Barniz acrílico de base agua con una formulación de secado rápido y una resina acrílica de dureza y permanencia extraordinarias. Protege las miniaturas contra el polvo y el roce.*	**70.520** 17 ml./0.57 fl.oz. **26.518** 60 ml./2.02 fl.oz. **28.518** 500 ml./16.9 fl.oz.
	Acrylic Satin Varnish Water-based acrylic varnish with a quick drying formula, and an acrylic resin of extraordinary hardness and permanence. Protects painted models from dust and scratches, dirt and humidity.	*Barniz Acrílico Satinado* *Barniz acrílico de base agua con una formulación de secado rápido y una resina acrílica de dureza y permanencia extraordinarias. Protege las miniaturas contra el polvo y el roce.*	**70.522** 17 ml./0.57 fl.oz. **26.519** 60 ml./2.02 fl.oz. **28.519** 500 ml./16.9 fl.oz.
	Polyurethane Varnish Permanent and very resistant. Dries to touch in one hour. For application of two coats of varnish, we recommend an interval of 4 hours. Can be used directly with brush or airbrush of needle size 0.4 mm. without dilution. Clean up with soap and water.	*Barniz Poliuretano* *De base agua, permanente y muy resistente. Seca al tacto en una hora. Para aplicar dos capas de barniz recomendamos un intervalo de 4 horas. Se puede emplear directamente a pincel o a aerógrafo de 0.4 mm. sin necesidad de diluir. Limpieza con agua y jabón.*	Gloss/Brillante **26.650**: 60 ml./2.02 fl.oz. **27.650**: 200 ml./6.76 fl.oz. Matt/Mate **26.651**: 60 ml./2.02 fl.oz. **27.651**: 200 ml./6.76 fl.oz. Satin/Satinado **26.652**: 60 ml./2.02 fl.oz. **27.652**: 200 ml./6.76 fl.oz.
	Acrylic Aerosol Varnish Quick protection for painted models. Should not be applied until paint has dried completely. It is recommended to apply fine coats at approximately 30 minute intervals. Does not contain CFC.	*Barniz acrílico en Aerosol* *Barniz acrílico de base agua. Se recomienda aplicar una vez la pintura se haya secado por completo, en capas finas con intervalos de 30 minutos. No contiene CFC.*	Gloss/Brillante **28.530**: 400 ml./13.52 fl.oz. Matt/Mate **28.531**: 400 ml./13.52 fl.oz. Satin/Satinado **28.532**: 400 ml./13.52 fl.oz.

Vallejo Scenics

Diorama bases of lightweight resin and a matt white finish for modelling projects

Bases de diorama de resina ligera y acabado blanco mate para crear maquetas

Diorama Bases

EN Vallejo Scenics is a new range with an initial selection of diorama bases for the setting of figures and vehicles in scale 1/35. The bases are precast in a novel and exclusive type of lightweight resin, which has a matte white finish, is easy to cut and adapt to different sizes, and permits sanding and painting as well as any further weathering processes. The first six references now available can be used as a simple base or can be further enriched with shrubbery, trees, telegraph posts, street lights, military equipment and figures, or with sections of ruined walls and buildings, using as many complements as considered right for the suggested scenery.

ES Vallejo Scenics es una nueva gama de bases para dioramas diseñadas para crear ambientación en vehículos y figuras. A una escala de 1/35 y moldeadas en una nueva resina ligera de acabado blanco mate, que permite el lijado fácil y la utilización de pintura para obtener diversos procesos posteriores de weathering. Es fácil de cortar y adaptar al tamaño que pueda necesitar el modelista. Iniciamos la serie con seis referencias que pueden utilizarse como base directa sobre la que incluir vehículos, figuras y tantos complementos como el modelista decida, así como base para ubicar fácilmente secciones de edificios, ruinas, muros, ambientación natural o urbana, árboles, postes telegráficos, farolas, equipamiento

Art. SC001

Paved street section

Base urbana

14x14 cm./5,51x5,51 in.

An ideal base for placing a vehicle, for cars and small or medium size tanks, motorcycles or figures, civilian as well as military, and for complementing these with a series of details such as undergrowth, street lights or telegraph poles.

Base ideal para colocar vehículos de ruedas ligeros, carros de combate de tamaño medio o pequeño, coches, motocicletas o figuras, tanto civiles como militares, pudiendo complementar la misma con toda una serie de detalles según el criterio del modelista: farolas, postes telegráficos, etc.



Scenic Base
supplied unpainted
Base sin pintar

Art. SC002

Rubble street section

Base escombros

14x14 cm./5,51x5,51 in.

Section of road, cleared amidst ruins, appropriate for placing the remains of a destroyed vehicle, perhaps accompanied by figures and troops in movement, or with science fiction or fantasy themes, any of these can be situated in this environment while the modeller ads as many details as considered suitable and in context.

Sección de camino despejado entre ruinas. Perfecta para situar restos de vehículos destruidos con figuras, tropas en movimiento, o incluso adecuando temáticas de Ciencia Ficción o Fantasía, pudiendo añadir tantos complementos como el modelista desee para crear el entorno adecuado.



Scenic Base
supplied unpainted
Base sin pintar

Vallejo Scenics

Art. SC101

Paved street section

Base urbana

31x21 cm./12,20x8,26 in.

The Paved Street base allows for different finishes to suggest the different materials which may constitute the paving in a city. The street section can be enriched with different architectural elements, such as a fence or a wall, a house or the ruins of a structure, and with details such as street lights or telegraph poles, according to the modeller's criteria.

Base con diversos acabados y distintos materiales que pueden formar parte del empedrado de una ciudad. Puede complementarse con elementos arquitectónicos, como edificios, ruinas, muros, o detalles según el criterio del modelista: farolas, postes telegráficos, etc.



Scenic Base
supplied unpainted
Base sin pintar

Art. SC102

Wooden airfield surface

Base aérea de madera

31x21 cm./12,20x8,26 in.

This base, an improvised section of wooden planks, is a landing area for aircraft in 1/48 scale which also permits the placement of any type of vehicle in scale 1/35. The base has the texture of weathered wood, as well as an area of ground next to the wood surface.

Esta base nos permite ubicar cualquier tipo de vehículo a escala 1/35 sobre una improvisada sección de entablado, apta también en este caso para aviones a escala 1/48, representando la textura de madera desgastada, así como las zonas de terreno cercano a la sección de madera.

Scenic Base
supplied unpainted
Base sin pintar

Art. SC103

Cobblestone street with drain

Base empedrado con alcantarilla

31x21 cm./12,20x8,26 in.

A base for city environment which shows a cobblestone pavement with realistic details. The size of this street allows for the placement of the model of a tank, of various light vehicles or of a combination of models to create a complete scene.

Base de ambientación urbana mostrando un detallado pavimento en forma de adoquinado con varios acabados de gran realismo. Su tamaño permite ubicar un modelo de carro de combate en un amplio espacio, e incluso varios vehículos ligeros o una combinación de modelos creando una escena compleja.



Scenic Base
supplied unpainted
Base sin pintar

Art. SC104

Country road with railway

Vía férrea con camino rural

31x21 cm./12,20x8,26 in.

With high quality details, this base offers many possibilities. The irregular features of the terrain, the level of the railroad tracks and the stones in the road form a perfectly natural terrain. Scenic base supplied unassembled. The base features the corner of a loading platform and the remains of a wall.

Base con alto nivel de detalle con diversas posibilidades para incluir sus modelos, reproduciendo las irregularidades del terreno, la altura del balasto de la vía férrea y las piedras del camino con disposición natural. Incluye por separado esquina de andén de carga y restos de un muro.



Scenic Base
supplied unpainted
Base sin pintar

Vallejo Scenics

Art. SC003

German ruined building

Edificio alemán en ruinas

15.5x15.5 cm./6,10x6,10 in.

Setting designed for placing figures or light vehicles. The base includes the corner of a ruined building of European architecture and allows for the addition of ruins, downed telegraph poles, etc.

Base que incluye una esquina en ruinas de un edificio de arquitectura europea. Podemos añadir escombros, postes de telégrafos derribados, etc.

NEW!

Scenic Base
supplied unpainted
Base sin pintar

Art. SC004

Street corner with waterpump Normandy

Esquina con fuente de agua - Normandía

15,5x15,5 cm./6,10x6,10 in.

The base represents an actual site in a village in Normandy with a large amount of details and is the perfect setting for placing figures and light vehicles.

Base ideal para ubicar figuras o vehículos ligeros, representando una ubicación real de un pueblo de Normandía, con una gran calidad de detalle.

NEW!

Scenic Base
supplied unpainted
Base sin pintar

Art. SC105

Cobblestone road

Camino empedrado

25x17 cm./9,84x6,69 in.

Cobblestone country road with earth shoulders on both sides, where walls of stone or bricks could be placed, as well as traffic signs, trees, figures or vehicles.

Sección de camino rural empedrado con márgenes de tierra a ambos lados, donde podemos ubicar muros de piedra o ladrillo, señales de tráfico, árboles, figuras o vehículos.

NEW!

Scenic Base
supplied unpainted
Base sin pintar

Art. SC107

Factory facade

Fachada entrada fábrica

31x16x20 cm./12,20x6,29x7,87 in.

Front view of a factory, complete with metal doors and with a high level of details in the textures of the side walls, perfect for placement on a base together with vehicles and figures.

Frontal completo de fábrica con portón metálico. Alto nivel de detalle en las texturas de los muros laterales, perfecto para ubicar sobre una base acompañada por vehículos y figuras.

NEW!

Scenic Base
supplied unpainted
Base sin pintar

Vallejo Scenics

Art. SC108

French street section

Calle francesa

24x23x21 cm./9,44x9,05x8,26 in.

Section of a French village street, with a high level of detail in the texture of the side walls; the perfect setting for the placement of vehicles, as well as figures and accessories.

Sección de calle rural francesa, con alto nivel de detalle en las texturas del edificio, del muro y la base empedrada, perfecta para ubicar tanto vehículos como figuras y complementos.

Scenic Base supplied unpainted
Base sin pintar

Diorama Accessories

EN The range includes reproductions in 1/35 scale of modern urban elements designed to provide details and settings to dioramas and vignettes, as well as bases dated back WWII as new bases to display vehicles and figures.
The products are very light and easy to manipulate, they have a matt white finish which makes the painting and weathering process a pleasure.

ES La gama incluye reproducciones a escala 1/35 de elementos urbanos tanto modernos como de la Segunda Guerra Mundial diseñados para detallar y ambientar dioramas y viñetas, así como nuevas bases dónde ubicar vehículos y figuras.
Las piezas presentan un acabado blanco mate, son muy ligeras y sencillas de manipular, facilitando los posteriores procesos de pintura y envejecido.

Art. SC005

Old brick wall

Muro de ladrillo

15x10 cm./5,9x3,93 in.

Old brick wall of country village construction, cast on both sides and including vertical support for advertising and end-column.

Muro de ladrillo, de diseño rural, moldeado a doble cara. Incluye soporte vertical para anuncios y columna de remate.

Art. SC006

Village gate

Portón de madera

15x15 cm./5,9x5,9 in.

Wooden door of country village construction with vertical supports for a horizontal metal sign, allowing for multiple different finishes.

Portón de madera de diseño rural, que incluye soportes verticales para un rótulo horizontal metálico, ofreciendo múltiples posibilidades de acabado.

Art. SC106

Ardennes village wall

Muro de las Ardenas

24x7 cm./9,44x2,75 in.

Section of a wall constructed with dry stone and buttresses, as can be seen in the rural areas of France such as the Ardennes, Bretagne and Normandy, as well as in other regions of Central Europa.

Sección de muro construido en piedra seca y contrafuertes según se puede observar en zonas rurales de Francia, como las Ardenas, Bretaña y Normandía, así como otras áreas de Centroeuropa.

Vallejo Scenics

NEW!

Art. SC109
Normandy village
Muro de Normandía
24x7 cm./9,44x2,75 in.

Section of wall constructed with dry stone and reinforced buttresses, as can be seen in the rural areas of North of France, Normandy and Bretagne, as well as in other regions of Central Europe.

Sección de muro construido con piedra seca y contrafuertes reforzados, como pueden verse en zonas rurales del norte de Francia, como Normandía y Bretaña, así como en otras regiones de Europa central.

Art. SC201
German fuel drums (N.1)
Bidones de gasolina alemanes (Nº1)
(x4)

Four German fuel drums with screw caps on the side for easy storage and transportation, in military use during WWII.

Cuatro bidones de gasolina con tapón lateral de uso militar durante la WWII. Facilitaban el transporte de combustible y su almacenamiento.

Art. SC202
German fuel drums (N.2)
Bidones de gasolina alemanes (Nº2)
(x4)

Four German fuel drums with screw caps on the top, in military use during WWII for fuel storage and transportation.

Cuatro bidones de gasolina con tapón superior de uso militar durante la la WWII. Facilitaban el transporte de combustible y su almacenamiento.

Art. SC203
Civilian fuel drums
Bidones de gasolina civiles
(x4)

Four fuel drums with reinforced lids and upper caps, of civilian and military use for storage of heavy oils, petrol and fuel. The design of the drums facilitated their transport and storage.

Cuatro bidones de gasolina reforzados con tapón superior de uso civil y uso múltiple, como aceites pesados, petróleo o combustible. Su diseño facilita el transporte y el almacenamiento.

Art. SC204
Modern fuel drums
Bidones de gasolina modernos
(x4)

Four modern fuel drums with screw caps on the top, for civilian and general storage of gasoline and other fuels such as heavy oils.

Cuatro bidones de gasolina con tapón superior de uso civil y uso múltiple, como aceites pesados, petróleo o combustible.

Art. SC205
Wehrmacht fuel drums
Bidones de gasolina de la Wehrmacht
(x4)

Four gasoline drums with screw caps on top, used commonly by the German Army during WWII.

Cuatro bidones de combustible con tapón superior, de uso regular en el ejército alemán durante la WWII.

Art. SC206
Allied jerrycan set
Set de bidones de gasolina aliados
(x12)

Twelve Jerrycans for up to 20 liters of fuel, used by the Allied Forces -British and American- during WWII.

Doce bidones de gasolina de 20 litros de capacidad usados por las fuerzas aliadas americanas e inglesas durante la WWII.

Art. SC207
German jerrycan set
Set de bidones de gasolina alemanes
(x12)

Twelve Jerrycans for up to 20 liters, used by the Wehrmacht during the Second World War for transporting water as well as fuel.

Doce Bidones de 20 litros usados por la Wehrmacht durante la WWII, tanto para el transporte de agua como el de combustible.

Art. SC208
IDF jerrycan set
Set de bidones de gasolina IDF
(x12)

12 Jerrycans for up to 20 liters of fuel, used by the Israeli Defense Forces as standard equipment on vehicles and for general transport of fuel.

12 bidones de 20 litros usados por las Fuerzas de Defensa de Israel como equipamiento en vehículos y transporte de combustible.

Vallejo Scenics

NEW!

Art. SC209
Modern gas bottles
Bombonas de gas modernas
(x11)

Twelve assorted gas bottles of different sizes and with great detail, including some units with separate covers which show the specifics of the valves.

Surtido de doce bombonas de gas de diversa capacidad y gran detalle. Incluye tapones por separado de algunas unidades mostrando el detalle de las válvulas.

Art. SC210
Modern plastic drums (N.1)
Bidones de plástico modernos (Nº1)
(x4)

Four modern plastic drums with safety closures, for transporting different liquid substances.

Cuatro bidones modernos en material plástico para el transporte de diversas sustancias líquidas y cierre de seguridad.

Art. SC211
Assorted modern plastic drums (N.2)
Surtido bidones de plástico modernos (Nº2)
(x14)

Ten assorted modern plastic drums used for transport of liquids, in different sizes, from size 10 to 50 liters and 50 to 120 liters.

El set incluye diez bidones, un surtido de diversos formatos en material plástico, para el transporte de líquidos, desde de 10 y 50 litros a 50 y 120 litros.

Art. SC212
Garbage bins (N.1)
Cubos de basura (Nº1)
(x3)

Three metal garbage bins of contemporary design, including separately the covers for the bins.

Tres cubos de basura metálicos de diseño contemporáneo. Incluye las tapas de los mismos por separado.

Art. SC213
Assorted garbage bins (N.2)
Cubos de basura (Nº2)
(x4)

Four units of metal garbage cans, each of different design and capacity and with much detail, ideal for setting a scene.

Cuatro unidades de cubos de basura metálicos, de diseño y capacidad variada, de gran detalle e ideales para crear ambientación.

Art. SC214
Concrete barriers
Barreras de cemento
(x4)

Four units of concrete barriers type "New Jersey", a modern design in current usage which is ideal for setting a scene.

Cuatro unidades de barreras de cemento tipo "New Jersey", de diseño moderno y de uso en la actualidad. Ideal para crear ambientación.

Art. SC215
Damaged concrete barriers
Barreras de cemento dañadas
(x4)

Four units of damaged concrete barriers type "New Jersey", a modern design, showing the effects of impact and collision, ideal for setting a scene.

Cuatro unidades de barreras de cemento tipo "New Jersey" dañadas, de diseño moderno, mostrando impactos y roturas. Ideal para crear ambientación.

Art. SC216
Urban street poles (N.1)
Bolardos urbanos (Nº1)
(x6)

Six stone poles, type number 1, the perfect detail for creating an urban scene with sidewalks, crossings and entry ways or portals.

Seis bolardos en piedra, modelo nº 1. Detalle de ambientación ideal en bases urbanas, aceras, accesos o umbrales de puertas o portones.

Art. SC217
Urban street poles (N.2)
Bolardos urbanos (Nº2)
(x6)

Six stone poles, type number 2, the perfect detail for creating an urban scene with sidewalks, crossings and entry ways or portals.

Seis bolardos en piedra, modelo nº 2. Detalle de ambientación ideal en bases urbanas, aceras, accesos o umbrales de puertas o portones.

Vallejo Scenics

NEW!

Art. SC218
Höckerhindernis "Type 38" (Anti-tank barriers)
Dientes de dragón "Tipo 38"
(x4)

Four units of the Höckerhindernis "type 38", the anti-tank barrier used in WWII in Europe, a very efficient physical obstacle against combat vehicles.

Cuatro unidades del modelo de la barrera anticarro, "Höckerhindernis type 38", en uso durante la WWII en Europa, un obstáculo físico de gran eficacia frente a los carros de combate.

Art. SC219
Höckerhindernis (Anti-tank barriers)
Dientes de dragón
(x6)

Six units of the "Höckerhindernis", the anti-tank barrier used in WWII in Europe, a very efficient physical obstacle against combat vehicles.

Seis unidades del modelo de barrera anticarro "Höckerhindernis", en uso durante la WWII en Europa, un obstáculo físico de gran eficacia frente a los carros de combate.

Art. SC220
Trident anti-tank obstacle
Tetrápodo obstáculo antitanque
(x2)

Two units of the anti-tank barrier used in Europe in WWII, deployed specifically by the German forces against the advance of the allied armies.

El set incluye dos unidades del modelo de barrera anticarro en uso durante la WWII en Europa, empleados por las fuerzas alemanas en el frente Europeo.

Art. SC221
Large ammo boxes 12,7 mm.
Cajas grandes de munición de 12,7 mm.
(x10)

Ten large ammo boxes for the 12,7 projectiles used in the machine guns M2HB and M2QCB type Browning M2.

Diez cajas grandes de munición para calibre de 12,7 mm., usado en ametralladoras M2HB y M2QCB tipo Browning M2.

Art. SC222
Panzerfaust 60 M set
Set Panzerfaust 60 M
(x11)

Four units of the Panzerfaust 60 M antitank weapon, including various shipping cases. Production of the Panzerfaust began in Germany in September 1944, the weapon had a range of some 60 meters.

Cuatro unidades de arma anticarro Panzerfaust, así como varias cajas de transporte. Su producción comenzó en Alemania en septiembre de 1944 y su alcance era de unos 60 metros.

Art. SC223
Universal metal cases
Cajas metálicas universales
(x7)

Seven Metal Cases of different sizes and designs, used for the transport and storage of military equipment. The cases can be placed on vehicles or dioramas.

Siete unidades de cajas metálicas de varios tamaños y diseños, utilizadas para el transporte y el almacenaje de equipamiento militar. Las cajas se pueden ubicar sobre vehículos y dioramas.

Art. SC224
WWII German food containers
Contenedores de comida alemanes WWII
(x4)

Four thermal food containers of various designs and sizes, as used by the Wehrmacht during WWII.

Cuatro unidades de contenedores térmicos de varios diseños y capacidades, de uso alimentario en el ejército alemán durante la WWII.

Art. SC225
Wooden barrels
Barriles de madera
(x5)

Five wooden barrels of different size and with great detail, perfect for placement on vehicles and for rural and urban settings.

Cinco barriles de madera de gran detalle y de diversas capacidades y tamaños, ideales para vehículos y ambientación, tanto rural como urbana.

Art. SC226
Metal suitcases
Maletines metálicos
(x4)

Four metal suitcases with reinforced corners, ideal for placement in an urban setting together with a figure or on top of civilian vehicles.

Cuatro unidades de maletines metálicos con refuerzos, ideales para su ubicación sobre vehículos civiles, o junto a figuras en una ambientación urbana.

Vallejo Scenics

NEW!

Art. SC227
Wicker suitcases
Maletas de mimbre
(x4)

Four wicker suitcases with many details, ideal for placement next to a figure or on civilian vehicles.

Cuatro maletines de mimbre, ideales para su ubicación junto a figuras o sobre vehículos civiles.

Art. SC228
Urban concrete barriers
Barreras de cemento urbanas
(x6)

Six low concrete barriers of the New Jersey type, of modern design and still in use today, ideal for all city environments.

Seis unidades de barreras de cemento tipo "New Jersey" de baja altura, diseño moderno y empleadas en la actualidad. Ideales para crear ambientación urbana.



Art. SC229
Roof tiles set
Set de Tejas
(5 g. approx.)

European design roof tiles, useful for covering the roofs of scratchbuild constructions or as details to add to the ruins of a building.

Tejas de diseño europeo para cubrir edificaciones y techos de construcción propia o para añadir a edificaciones en ruinas.

Art. SC230
Damaged roof section and tiles
Tejas y sección tejado en ruinas
(1+12)

A section of a ruined roof and 12 roof tiles of European design, useful for setting in a diorama or vignette.

Una sección de tejado en ruinas y 12 tejas de diseño Europeo, para crear ambientación en dioramas o viñetas.

Art. SC231
Cobblestone set
Set de adoquines
(40 g. approx.)

Cobblestones for the creation of bases, pavement sections or ruins.

Adoquines para crear bases o secciones de pavimento, o en forma de escombros.

Art. SC232
Coloured bricks
Ladrillos coloreados
(40 g. approx.)

Bricks for creating sections of walls or ruins.

Ladrillos para crear secciones de muro o en forma de escombros.

Vallejo Brushes



Brushes for models and miniatures. Synthetic and superior quality Kolinsky Sable brushes made in Europe. Varnished wooden handles, nickeled brass ferrules and protective cap.

Pinceles para modelismo sintéticos y de Marta Kolinsky de calidad superior. Mango de madera barnizado. Con virola niquelada sin costura y tapa de protección.



RK25
Finest Kolinsky Tajmyr Sable
Marta Kolinsky Tajmyr

Finest red sable brush for watercolor and miniatures. (Packaging of 3 units).

El mejor pincel de marta para acuarela y miniaturas. (Embalaje de 3 uds).

Size/*tamaño:*
4/0-3/0-2/0-0-1-2

P18
Kolinsky Sable
Marta Kolinsky

Red sable brush for watercolor and miniatures. (Boxes of 12 units).

Pincel de marta para acuarela y miniaturas. (Cajas de 12 uds).

Size/*tamaño:*
10/0-5/0-4/0-3/0-2/0-0-1-2-3-4-5-6-7-8

P54
Round synthetic
Redondo sintético

Top quality synthetic hair brush for watercolor and miniatures. (Boxes of 12 u.).

Pincel de pelo sintético de calidad superior para acuarela y miniaturas. Con mango corto de madera barnizado en color plata. (Cajas de 12 uds).

Size/*tamaño:*
10/0-5/0-4/0- 3/0-2/0-0-1-2-3-4-5-6-7

P15
Round synthetic
Redondo sintético

Synthetic brush with triangular handle for watercolor and miniatures. (Boxes of 12 units).

Pincel sintético con mango triangular. Para acuarela y miniaturas. (Cajas de 12 uds).

Size/*tamaño:*
3/0-2/0-0-1-2-3

PM05
Dry flat rectangular
Plano carrado

Top quality synthetic hair brush for watercolor and miniatures. (Boxes of 12 u.).

Pincel de pelo sintético de calidad superior para acuarela y miniaturas. Con mango corto de madera barnizado en color plata. (Cajas de 12 uds).

Size/*tamaño:*
2-4-6-8-10-12

PF20
Camel hair
Pelo de poni

Camel hair brush for all purposes. (Boxes of 12 units).

Pincel pelo de poni multiuso. (Cajas de 12 uds).

Size/*tamaño:*
1-2-3-4-5-6-7-8-9-10-11-12

Vallejo Brushes

Art. P15.999
Starter set synthetic

3 synthetic brushes; round N. 3/0 with triangular handle, 1 round N. 1 and 1 flat dry brush N. 4.
3 pinceles sintéticos; 1 pincel redondo con mango triangular nº3/0, 1 pincel plano carrado nº4 y 1 pincel redondo nº1.

Art. P54.998
Detail set (Round synthetic)

3 synthetic brushes for models and miniatures.
3 pinceles sintéticos para maquetas y miniaturas.

Size/*tamaño:*
4/0, 3/0, 2/0.

Art. P54.999
Painter set (Round synthetic)

3 synthetic brushes for models and miniatures.
3 pinceles sintéticos para maquetas y miniaturas.

Size/*tamaño:*
0, 1, 2.

Art. RK25.998
Painter set finest Kolinsky Tajmyr Sable

3 finest Marta Kolinsky Sable brushes for models and miniatures.
3 pinceles de Marta Kolinsky para maquetas y miniaturas.

Size/*tamaño:*
0, 1, 2.

Art. RK25.999
Detail set finest Kolinsky Tajmyr Sable

3 finest Marta Kolinsky Sable brushes for models and miniatures.
3 pinceles de Marta Kolinsky para maquetas y miniaturas.

Size/*tamaño:*
4/0, 3/0, 2/0.

Airbrushes

Highest quality airbrushes for hobby and miniatures

Aerógrafos de alta calidad para modelismo y hobby

EN Vallejo has added a selection of airbrushes to our range of products. The airbrushes are manufactured by Harder & Steenbeck, a well-known German company specialized in manufacturing high-quality airbrushes which are valued for their precision, easy handling and outstanding performance.

ES Vallejo comercializa una selección de aerógrafos producidos por Harder Steenbeck, reconocida empresa alemana que elabora aerógrafos de alta calidad, cuya marca es sinónimo de garantía para profesionales del Hobby y el Modelismo, muy valorados por su precisión y fácil manejo.

Art. 135503

Ultra Airbrush
Aerógrafo Ultra

The Ultra airbrush is the original standard instrument made by Harder & Steenbeck. It is provided with independent, gravity fed double action function. The Ultra includes a Nozzle set of 0.2 mm. and 2 ml. cup.

El aerógrafo Ultra es el modelo estándar de iniciación de Harder & Steenbeck. Incluye una función de doble acción independiente alimentada por gravedad. El Ultra incluye set de boquillas de 0.2 mm y un depósito de 2 ml.

Airbrushes

Art. 135533

Ultra “2 in 1” Airbrush
Aerógrafo Ultra “2 en 1”

The Ultra airbrush is the original standard instrument made by Harder & Steenbeck. It is provided with independent, gravity fed double action function. The “2 in 1” includes a Nozzle set of 0.2 and 0.4 mm and two cups of 2 and 5 ml.

El aerógrafo Ultra es el modelo estándar de iniciación de Harder & Steenbeck. Incluye una función de doble acción independiente alimentada por gravedad. El “2 en 1” incluye dos sets de boquillas de 0.2 mm y 0.4 mm y dos depósitos intercambiables de 2 y 5 ml.

Art. 133003

Evolution Airbrush
Aerógrafo Evolution

The Evolution “2 in 1” is a success story among paint sprayers: a solid system structure, excellent processing and a smooth double-action function have made this instrument one of the most widely-used airbrushes since it was introduced. The Evolution is a gravity feed system available as a “2 in 1” model as each has two nozzle sets in different sizes and enable rapid and flexible conversion of the instrument for all areas of application. The “2 in 1” includes a Nozzle set of 0.2 and 0.4 mm and two cups of 2 and 5 ml.

El modelo Evolution “2 en 1” es un éxito entre los aerografistas tanto profesionales como aficionados: su sólida estructura, excelentes prestaciones y su función de doble acción independiente han convertido a dicho modelo en uno de los aerógrafos más utilizados por los usuarios desde su introducción. El “Evolution” funciona alimentado por gravedad, versátil y de rápida conversión para adaptarse a cualquier área de aplicación. El “2 en 1” incluye dos sets de boquillas de 0.2 mm y 0.4 mm y dos depósitos intercambiables de 2 y 5 ml.

Art. 136543

Infinity “2 in 1” Airbrush
Aerógrafo Infinity “2 in 1”

The Infinity “2 in 1” is the high-end airbrush for professional fine art application, it not only sets new standards in design, but also offers smart functional possibilities and a more comfortable use. The Quick Fix system allows a very precise paint volume control by means of an engraved scale. Lever resistance is individually adjustable and the open needle cap provides permanent control of the needle’s tip. The “2 in 1” includes a Nozzle set of 0.15 mm. and 0.4 mm. and two cups of 2 and 5 ml. and the distance cap.

El Infinity “2 en 1” es un aerógrafo de doble acción de alta tecnología para artistas profesionales. Este aerógrafo no sólo establece un nuevo estándar en diseño, sino que también ofrece funciones inteligentes y excelencia ergonómica. El nuevo gatillo es el más preciso del mercado y posibilita rápidos ajustes y fácil desmontaje, la tensión del gatillo se puede regular mediante una tuerca que se encuentra delante de la palanca de sujeción de la aguja, gracias a la tapa de aguja en forma de V se puede tener una clara visión de la aplicación de color. El “2 en 1” incluye dos sets de boquillas de 0.15 mm. y 0.4 mm. y dos depósitos intercambiables de 2 y 5 ml., una boquilla de distancia.

Art. 26.005

Airbrush Cleaning Pot
Estación de limpieza

Glass pot with plastic lid, used to spray-clean airbrush. The airbrush is inserted into the opening of the plastic lid and is cleaned by spraying Airbrush Cleaner, ref. 71.099, or water into the container.

Tarro de cristal con tapa de plástico para la limpieza del aerógrafo. El aire que atraviesa el filtro quedará limpio y el agua sucia se depositará en el tarro. El aerógrafo se introduce en la apertura de la tapa de plástico y se limpia pulverizándolo con Limpiador de Aerógrafo, ref. 71.099, o agua en el interior del tarro.

Color Cases

EN Rigid plastic carrying cases, handy for storage and transportation of 17 ml./0.57 fl.oz. bottles, with varying contents, from 29 colors and a Harder and Steenbeck Ultra 0,2 mm. airbrush to 80 colors and mediums, and including three synthetic paint brushes.

ES Maletines de plástico rígido idóneos para el almacenaje y el transporte de botellas de 17 ml./0.57 fl.oz., con varias opciones de contenido y producto, desde 29 colores con un aerógrafo Harder and Steenbeck Ultra de 0,2 mm., hasta una selección de 80 colores, médiums y 3 pinceles sintéticos.

Art. 70.098

Art. 70.172

Basic Model Color Case

72 x 17 ml./0.57 fl.oz. acrylic colors

Includes 72 basic colors, 3 synthetic brushes and a color chart.
Incluye 72 colores básicos, 3 pinceles sintéticos y una carta de colores.

70.951 70.919 70.842 70.820 70.918 70.917 70.952 70.953 70.927 70.956 70.733 70.934 70.817 70.909 70.908 70.957 70.926
70.959 70.899 70.965 70.930 70.963 70.961 70.970 70.891 70.827 70.920 70.895 70.890 70.889 70.887 70.893 70.980 70.971
70.879 70.914 70.913 70.847 70.824 70.981 70.876 70.843 70.982 70.940 70.846 70.984 70.921 70.983 70.872 70.993 70.883
70.907 70.989 70.870 70.991 70.992 70.866 70.995 70.950 70.861 70.855 70.997 70.878 70.801 70.998 70.999 70.863 70.521
70.520 70.510 70.522 70.524

Art. 70.173

Military Model Color Case

74 x 17 ml./0.57 fl.oz. acrylic colors

Includes 74 military colors, 3 synthetic brushes and a color chart.
Incluye 74 colores militares, 3 pinceles sintéticos y una carta de colores.

70.801 70.805 70.816 70.819 70.821 70.822 70.823 70.824 70.825 70.830 70.833 70.837 70.845 70.847 70.863 70.865 70.866
70.867 70.868 70.871 70.872 70.873 70.874 70.875 70.876 70.878 70.880 70.883 70.884 70.886 70.887 70.888 70.889 70.890
70.891 70.892 70.893 70.894 70.896 70.897 70.898 70.899 70.903 70.904 70.907 70.912 70.916 70.920 70.921 70.922 70.923
70.924 70.926 70.940 70.950 70.951 70.964 70.975 70.976 70.977 70.978 70.979 70.980 70.983 70.984 70.985 70.986 70.988
70.989 70.991 70.992 70.995 70.520 70.524

Art. 70.175

Model Color Combination Case

72 x 17 ml./0.57 fl.oz. acrylic colors

Includes 72 basic colors, 2 mediums, 3 synthetic brushes and a color chart for painting combinations for highlights, base and shadows.
Incluye 72 colores básicos, 2 mediums, 3 pinceles sintéticos y una carta de colores escogidos para realizar combinaciones de bases, luces y sombras.

70.800 70.808 70.811 70.815 70.822 70.830 70.833 70.835 70.841 70.844 70.845 70.846 70.847 70.850 70.851 70.854 70.856
70.859 70.860 70.862 70.864 70.871 70.872 70.875 70.878 70.883 70.886 70.899 70.905 70.907 70.908 70.910 70.911 70.917
70.921 70.926 70.927 70.928 70.929 70.930 70.941 70.944 70.945 70.948 70.949 70.950 70.951 70.953 70.954 70.955 70.958
70.959 70.960 70.961 70.965 70.966 70.968 70.975 70.976 70.979 70.980 70.983 70.984 70.988 70.989 70.990 70.991 70.992
70.994 70.996 70.997 70.520

Color Cases

Art. 70.174

Panzer Aces Colors

72 x 17 ml./0.57 fl.oz. acrylic colors

Includes 72 Panzer Aces colors, 3 synthetic brushes and a color chart.
Incluye 72 Panzer Aces, 3 pinceles sintéticos y una carta de colores.

70.301 70.302 70.303 70.304 70.305 70.306 70.307 70.308 70.309 70.310 70.311 70.312 70.313 70.314 70.315 70.316 70.317
70.318 70.319 70.320 70.321 70.322 70.323 70.324 70.325 70.326 70.327 70.328 70.329 70.330 70.331 70.332 70.333 70.334
70.335 70.336 70.337 70.338 70.339 70.340 70.341 70.342 70.343 70.344 70.345 70.346 70.347 70.348 70.822 70.823 70.825
70.826 70.874 70.875 70.882 70.887 70.891 70.894 70.896 70.922 70.955 70.979 70.983 70.985 70.520 70.540 70.596 73.213
73.212 73.200 73.201 73.202

Art. 71.170

Basic Model Air Color Case

72 x 17 ml./0.57 fl.oz. acrylic colors

Includes 72 Model Air colors, 3 varnishes, 1 Airbrush Thinner, 3 synthetic brushes and a color chart.
Incluye 72 Model Air, 3 barnices, 1 Airbrush Thinner, 3 pinceles sintéticos y una carta de colores.

71.001 71.002 71.003 71.004 71.005 71.006 71.007 71.008 71.009 71.010 71.011 71.012 71.013 71.014 71.015 71.016 71.017
71.018 71.019 71.020 71.021 71.022 71.023 71.024 71.025 71.026 71.027 71.028 71.029 71.030 71.031 71.032 71.033 71.034
71.035 71.036 71.037 71.038 71.039 71.040 71.041 71.042 71.043 71.044 71.045 71.046 71.047 71.048 71.049 71.050 71.051
71.052 71.053 71.054 71.055 71.056 71.057 71.062 71.063 71.064 71.065 71.066 71.067 71.068 71.069 71.070 71.071 71.072
70.510 70.520 70.522 71.261

Art. 71.172

Model Air Basic Colors & Airbrush

30 x 17 ml./0.57 fl.oz. acrylic colors

Includes 29 Model Air colors, an Ultra H.S. airbrush, Hose 2,5 m., 1 quick Coupling Connection, an Airbrush Cleaner and a color chart.
Incluye 29 Model Air, un aerógrafo Ultra H.S., Manguera 2,5 m., conexión rápida para compresor, un Limpiador de Aerógrafo y una carta de colores.

71.001 71.002 71.003 71.004 71.005 71.007 71.008 71.027 71.033 71.037 71.040 71.050 71.057 71.062 71.063 71.064 71.065
71.066 71.067 71.068 71.069 71.070 71.071 71.072 71.073 71.077 71.080 71.082 71.097 71.099

Art. 71.173

Camouflage Model Air Colors & Airbrush

30 x 17 ml./0.57 fl.oz. acrylic colors

Includes 29 Model Air colors, an Ultra H.S. airbrush, Hose 2,5 m., 1 quick Coupling Connection, an Airbrush Cleaner and a color chart.
Incluye 29 Model Air, un aerógrafo Ultra H.S., Manguera 2,5 m., conexión rápida para compresor, un Limpiador de Aerógrafo y una carta de colores.

71.006 71.007 71.009 71.010 71.011 71.012 71.016 71.017 71.018 71.019 71.022 71.023 71.024 71.025 71.026 71.028 71.029
71.030 71.035 71.038 71.041 71.042 71.045 71.046 71.049 71.051 71.052 71.054 71.056 71.099

Color Cases

Art. 72.172

Game Color Case

72 x 17 ml./0.57 fl.oz. acrylic colors

Includes 72 Game Color, 1 medium, 3 varnishes, 3 synthetic brushes and a color chart.
Incluye 72 Game Color, 1 medium, 3 barnices, 3 pinceles sintéticos y una carta de colores.

72.001 72.002 72.003 72.004 72.005 72.006 72.007 72.008 72.009 72.010 72.011 72.012 72.013 72.014 72.015 72.016 72.017
72.018 72.019 72.020 72.021 72.022 72.023 72.024 72.025 72.026 72.027 72.028 72.029 72.030 72.031 72.032 72.033 72.034
72.035 72.036 72.037 72.038 72.039 72.040 72.041 72.042 72.043 72.044 72.045 72.046 72.047 72.048 72.049 72.050 72.051
72.052 72.053 72.054 72.055 72.056 72.057 72.058 72.059 72.060 72.061 72.062 72.063 72.064 72.065 72.066 72.067 72.068
70.596 70.520 70.522 70.510

Art. 72.871

Basic Game Air Colors & Airbrush

29 x 17 ml./0.57 fl.oz. acrylic colors
+ 1 x 85 ml./2.87 fl.oz. Airbrush Cleaner

Includes 28 Game Air, 1 Airbrush Thinner and 1 Airbrush Cleaner, an Ultra Harder & Steenbeck airbrush, Hose 2,5 m., 1 quick Coupling Connection and a color chart.
Incluye 28 Game Air, un Diluyente de Aerógrafo, un Limpiador de Aerógrafo, un aerógrafo Ultra Harder & Steenbeck, manguera 2,5 m., conexión rápida para compresor, y una carta de colores.

72.701 72.705 72.706 72.707 72.708 72.710 72.711 72.712 72.714 72.715 72.720 72.721 72.722 72.723 72.728 72.729 72.730
72.732 72.734 72.743 72.747 72.749 72.751 72.752 72.753 72.754 72.756 72.776 71.261 71.099

Art. 72.872

Game Air Case

64 x 17 ml./0.57 fl.oz. acrylic colors

Includes 51 Game Air, 8 Surface Primer and 5 auxiliary products and a color chart.
Incluye 51 Game Air, 8 imprimaciones, 5 productos auxiliares y una carta de colores.

72.701 72.703 72.704 72.705 72.706 72.707 72.708 72.709 72.710 72.711 72.712 72.713 72.714 72.715 72.720 72.721 72.722
72.723 72.728 72.729 72.730 72.732 72.733 72.734 72.735 72.736 72.740 72.741 72.743 72.744 72.745 72.747 72.748 72.749
72.750 72.751 72.752 72.753 72.754 72.755 72.756 72.757 72.758 72.761 72.762 72.763 72.769 72.770 72.771 72.772 72.776
70.600 70.601 70.602 70.624 70.625 70.626 70.627 70.628 70.510 70.520 70.522 71.261 73.214

Art. 69.990

Mecha Color Case

80 x 17 ml./0.57 fl.oz. Mecha Color

Includes 80 Mecha Color and a color chart.
Incluye 80 Mecha Color y una carta de colores.

69.001 69.002 69.003 69.004 69.005 69.006 69.007 69.008 69.009 69.010 69.011 69.012 69.013 69.014 69.015 69.016 69.017
69.018 69.019 69.020 69.021 69.022 69.023 69.024 69.025 69.026 69.027 69.028 69.029 69.030 69.031 69.032 69.033 69.034
69.035 69.036 69.037 69.038 69.039 69.040 69.041 69.042 69.054 69.055 69.056 69.057 69.058 69.059 69.060 69.061 69.062
69.063 69.064 69.065 69.066 69.067 69.068 70.640 70.641 70.642 70.643 70.644 69.507 69.505 69.518 69.522 69.521 69.515
69.821 69.813 69.817 69.814 69.818 69.701 69.702 69.703 71.261 71.262 73.212 73.214

Hobby Tools

Highest quality precision tools for hobby and miniatures

Herramientas de precisión de alta calidad para modelismo y hobby

EN A wide selection of highest quality precision tools, designed to cover all the needs of modellers and hobby fans. The tools are useful for easy assembly or for the most complicated set up, and are indispensable in all quality modelling projects.
The range includes tools in stainless steel, such as special cutting knives; tools used for sanding and precise manipulation; tools for carving and sculpting; and a superior grade of masking tapes for the most intricate details.

Packaging:
The Vallejo Hobby Tools range is packaged in individual blisters.

ES Selección de herramientas de precisión ideales para cubrir todas las necesidades de modelistas y aficionados al hobby, facilitando tareas simples o complejas con el fin de conseguir acabados de calidad sobre cualquier proyecto.
La gama incluye herramientas esenciales de acero inoxidable, como las especializadas en corte, útiles para el lijado y la manipulación de alta precisión, herramientas de tallado y esculpido o bien cintas de enmascarar muy versátiles de excepcional calidad.

Presentación:
La gama Hobby Tools se presenta en blísters individuales.

Hobby Tools

T01001

Set of 20 Drill Bits, 0.3-1.6 mm.
Set de 20 Minibrocas, 0.3-1.6 mm.

Twenty high speed steel metric drill bits, presented in a sliding top index storage dispenser, excellent for keeping the drills securely in place and dispense one drill at a time.

Set de 20 minibrocas de alta velocidad en acero y medidas métricas indicadas. Incluye estuche con tapa deslizante indicando medida de la broca; excelente para guardar las brocas con seguridad y dispensar la broca seleccionada.

Drill Sizes mm. / Medidas en mm.:
0.30, 0.35, 0.40, 0.45, 0.50, 0.55, 0.60, 0.65, 0.70, 0.75, 0.80, 0.85, 0.90, 0.95, 1.00, 1.20, 1.30, 1.40, 1.50, 1.60.

T01002

Set of 20 Drill Bits, Nº 61-80
Set de 20 Minibrocas, Nº 61-80

Twenty high speed steel drill bits in USA sizes with handy slide-top box that releases only chosen drill bit.

Set de 20 minibrocas de alta velocidad en acero y medidas USA (AWG). Incluye estuche con tapa deslizante, excelente para guardar las brocas con seguridad y dispensar únicamente la broca seleccionada.

Drill numbers / Calibres (AWG):
61, 62, 63, 64, 65, 66, 67, 68, 69, 70, 71, 72, 73, 74, 75, 76, 78,79, 80.

T02001

Set of 3 Stainless Steel Probes
Set de 3 Curetas Acero Inox.

A selection of 3 quality probes in storage wallet. These precision tools allow controlled scraping, shaping and forming work on models. The three profiles are also particularly useful when applying, spreading and filling materials such as clay, modelling compounds, putty, epoxy and wood filler.

Selección de 3 curetas. Estas herramientas de precisión permiten trabajar con exactitud tallando, modelando o retocando figuras y modelos. Sus tres cabezales son especialmente útiles en las aplicaciones precisas de materiales tales como arcilla, pastas de modelado, masilla, epoxi y relleno de madera o materiales de relleno sobre el modelo.

T02002

Set of 3 Stainless Steel Carvers
Set de 3 Curetas de Acero Inox.

A selection of 3 double ended quality carvers in storage wallet. These precision tools allow controlled carving, shaping and forming work on models prior to casting. The six head profiles are also particularly useful when applying, spreading and smoothing materials such as clay, modelling compounds, putty, epoxy and wood filler.

Selección de 3 curetas con doble cabezal. Estas herramientas de precisión permiten trabajar con exactitud tallando, modelando o retocando figuras y modelos. Sus seis cabezales son especialmente útiles en las aplicaciones precisas de materiales tales como arcilla, pastas de modelado, masilla, epoxi y relleno de madera o materiales de relleno sobre el modelo.

T03001

Set of 10 Needle Files
Set de 10 Limas de Aguja

10 different medium cut files. The medium cut files come in a handy wallet for easy storage. Excellent for general modelling use.

Este set de 10 limas tiene una presentación en estuche que hace más fácil su manipulado y almacenamiento. Excelente para uso en modelismo en general.

T03002

Set of 5 Diamond Files
Set de 5 Limas de Diamante

The diamond needle file set includes 5 profiles, flat, square, round, half round and triangle. These 140mm tools are excellent for precise filing tasks in plastics and metals. Longer lasting and faster working than conventional files. Diamond files stay cooler and do not clog.

El set de limas de aguja de diamante incluye 5 secciones, plana, cuadrada, redonda, media caña y triangular. Estas herramientas de 140mm son excelentes en su función de limados de precisión sobre superficies de plástico o metal. Su capacidad abrasiva y su utilidad práctica son más eficaces que las que podemos encontrar en limas convencionales. Las limas de diamante no se calientan ni embotan su grano.

Hobby Tools

T03003

Set of 10 Curved Files
Set de 10 Limas Curvadas



For reaching places not accessible with other needle files. Ideal for working on uneven surfaces. Although these are double ended files, they are still the same size as the needle files and are designed to have a very fine cutting surface with good sharp points. The shapes include flat, curved, round, triangular and knife.

Para trabajar zonas no accesibles con otras limas convencionales. Ideal para utilizarlas sobre superficies irregulares. A pesar de tratarse de un diseño de limas de doble extremo, conservan el tamaño de una lima de aguja convencional y han sido diseñadas para ofrecer una buena superficie de contacto asi como puntos de lijado especialmente precisos. Los perfiles incluyen acabado plano, curvado, redondo, triangular y de cuchilla.

T03004

Set of 5 Mini Diamond Files
Set de 5 Mini Limas de Diamante

5 x 100 mm. mini diamond file profiles for working on various shapes and contours. The set includes 5 profiles: flat, square, round, half round and triangle. These tools are excellent for the smaller, more intricate modelling and filing tasks in plastics and metals. Diamond files stay cooler and do not clog.

Set de 5 x 100 mm. mini limas de diamante. Incluye varios perfiles: plano, cuadrado, redondo, media caña y triangular. Estas piezas son excelentes para afrontar trabajos de precisión sobre reducidas superficies, moldeando y lijando las mismas, sean de metal o de plástico. No se calientan con el uso y no se embota el grano.

T06001

Modelling Saw Set with 4 Blades with Scalpel Handle*
*Set de 4 Sierras de Modelismo con Mango tipo Escalpelo**

The set includes 4 very fine saw blades (10 thou/0.24mm thick) and scalpel handle. Excellent for intricate sawing and cutting in plastics, wood and photo etched parts. Blades can fit all small size scalpel handles.

El set incluye 4 hojas de sierra ultrafinas de precisión de 10/0.24mm grosor y mango tipo escalpelo. Excelente para cortes de trazo complicado, sobre plástico, madera y latón (fotograbados). Las hojas pueden montarse en todos los soportes de mango tipo cutter o escalpelo.

** Not to be sold to persons under 18 years of age (18+). Keep blade out of reach of children and animals to avoid injury.*
** Prohibida su venta a menores de 18 años (18+). Mantener fuera del alcance de niños o animales, puede provocar heridas.*

Sets of 5 Blades*
*Sets de 5 Cuchillas**

These blades work with various materials such as paper, card, plastic, balsa wood and foil. Can be used for fine cuts, carving and etching, piercing, scoring, scraping, scribing and trimming.

Estas cuchillas son efectivas sobre diversos materiales como papel, cartulinas, plástico, madera de balsa, láminas de aluminios. Se pueden utilizar para cortes precisos, tallado y grabado, perforación, punteados, raspado, corte y recorte.

T06002
#10 Curved blades
#10 Cuchillas curvas

T06003
#11 Fine point blades
#11 Cuchillas de hoja recta

T06004
#17 Chisel Blades
#17 Cuchillas cincel

T06005
#68 Stencil Blades
#68 Cuchillas de recorte

** Not to be sold to persons under 18 years of age (18+). Keep blade out of reach of children and animals to avoid injury.*
** Prohibida su venta a menores de 18 años (18+). Mantener fuera del alcance de niños o animales, puede provocar heridas.*

T06006

Modelling Knife* Nº1
*Cutter de Modelismo Nº1**

This aluminium handle includes the #11 blade for fine angle cuts, carving, etching, piercing, scoring, scraping, scribing and trimming. The slim handle is easy to grip and allows for complete control when working on various tasks. For model making, military modelling, plastic modelling and any other miniature projects.

De mango torneado en aluminio, incluye cuchilla del Nº11, ideal para cortes de precisión, troquelados, grabado, perforación, punteado, raspado, corte y recorte. El mango ha sido diseñado para proporcionar una sujeción firme y permite un control total sobre las múltiples tareas posibles. De uso en modelismo militar, modelismo en plástico y muchos proyectos sobre miniaturas.

** Not to be sold to persons under 18 years of age (18+). Keep blade out of reach of children and animals to avoid injury.*
** Prohibida su venta a menores de 18 años (18+). Mantener fuera del alcance de niños o animales, puede provocar heridas.*

T06007

Deluxe Modelling Knife Nº1*
*Cutter Deluxe de Modelismo Nº1**

This aluminium soft grip slim handle comes with the #11 blade for fine angle cuts, carving, etching, piercing, scoring, scraping, scribing and trimming. It features an inbuilt magnetic end for safely picking up blades and metal components. Perfect for crafters, hobbyists and professionals looking for control when working on precise tasks.

De mango de aluminio con agarre de silicona suave, viene con hoja del Nº11 para cortes de ángulo preciso, tallado y grabado, trazado, perforación, raspado, trazado y recorte. Cuenta con un extremo magnético incorporado para sujetar con seguridad las cuchillas y los componentes metálicos. Perfecto para labores de artesanía, modelistas y profesionales que buscan un control total en sus tareas de precisión.

** Not to be sold to persons under 18 years of age (18+). Keep blade out of reach of children and animals to avoid injury.*
** Prohibida su venta a menores de 18 años (18+). Mantener fuera del alcance de niños o animales, puede provocar heridas.*

Hobby Tools

Set of 3 Flexi Sanders Dual-Grit
Set de 3 Flexi Sanders, Doble Grano

The flexi sanders come in a set of 3 and are washable and reusable. They offer the following grade combinations:

- Coarse (60/100): Effective material removal.
- Medium (240/400): Blending and smoothing.
- Fine (600/1000): Finishing and polishing.

Set de tres tacos de lija de doble cara, lavables y reutilizables, que ofrece las siguientes combinaciones:

- *Grueso (60/100): Para eliminar material de forma efectiva.*
- *Medio (240/400): Para suavizar y unificar.*
- *Fino (600/1000): Para acabados y pulidos.*



T04001
90x19x6 mm.
T04002
90x19x12 mm.
T04003
80x30x6 mm.
T04004
80x30x12 mm.

Masking Tape
Cinta Enmascarar

Masking tape for model making, military modelling, plastic modelling and any miniature projects. No paint bleed or annoying paint lines. U.V. protected for masking in direct sunlight.
Packaging: 2 units per reference, except T07001, 1 unit.

Cinta de enmascarar de precisión para trabajos de enmascaramiento en aerografía, hobby, bellas artes y artes decorativas. Evita filtraciones de pintura o líneas de trazo sobre cualquier soporte. Resistente a los filtros ultravioleta permitiendo su uso con luz solar directa.
***Presentación**: 2 unidades por referencia, excepto T07001, 1 unidad.*

T07002	T07003	T07004	T07005	T07006	T07001
1 mm. x 18 m.	2 mm. x 18 m.	3 mm. x 18 m.	6 mm. x 18 m.	10 mm. x 18 m.	18 mm. x 18 m.

T09001

Spin Top Pin Vice Double Ended
Portabrocas Manual Doble

Handy holder for drills, taps, pins and other tools. Includes: 2 reversible collets with capacities 0 to 1.2 mm., 1.3 to 2.4 mm., 0.8 to 2.0 mm. and 1.8 to 2.9 mm. Incorporating swivel head for comfort and efficiency.

Portabrocas manual de doble cabezal para perforar, taladrar y marcar superficies. Incluye: 2 soportes reversibles de 0 a 1.2 mm., de 1.3 a 2.4 mm., de 0.8 a 2.0 mm. y de 1.8 a 2.9 mm. Cabezal giratorio para una mayor comodidad de uso y precisión.



T10001

Scriber
Grabador

Basic single ended scriber for marking and scraping. This precision scriber is designed for the modelling enthusiast. It is ideal for marking out in confined spaces, particularly on pre-machined work pieces. Also good for scraping tasks.

Punzón de punta simple para marcar y grabar. Este grabador de precisión está diseñado para los entusiastas del modelismo. Es ideal para trabajar en espacios reducidos, especialmente sobre piezas pre-mecanizadas. También resulta de utilidad en tareas de raspado.

Hobby Tools

T08001

Sprue & Photo Etch Cutter
Alicates de Corte

This flush cutter is perfectly designed for precise and intricate cuts in compact places. Excellent for flush cuts in thin wire, photo-etched parts, soft metal and plastic. For general hobby and modelling applications.

Esta herramienta de corte está perfectamente diseñada para ofrecer cortes precisos y definidos. Excelente para cortes de precisión sobre alambre, partes de fotograbado, metal blando y plástico. Para uso general en hobby y modelismo.

T12002

Pick Up Tool
Herramienta Pick & Place

A pick up tool especially designed to accurately pick up and place small components, with an impregnated silicone tip to aid adhesion. For plastic model components, decals and other small components.

Esta herramienta está especialmente diseñada con una punta de silicona adherente para manipular y ubicar pequeñas piezas y componentes de modelismo o miniaturas. Para pequeñas piezas en plástico, calcas y otros elementos de reducido tamaño.

T12001

Tweezers with Magnifier
Pinzas con Lupa

Super fine tweezers with magnification of 1.75x are ideal for picking, holding and viewing very small parts and components. Also useful for removing tiny splinters and threading needles.

Estas pinzas de alta precisión con lupa de 1.75x aumentos, son ideales para sujetar, manipular y observar piezas de tamaño reducido y partes minúsculas. También son útiles para retirar pequeñas astillas o tornillos de aguja.

T12003

Fine Tweezers
Pinzas de Precisión de Punta Recta

Fine tweezers, ideal for picking, holding and placing very small parts and components with great accuracy.

Estas pinzas finas son ideales para manejar, sujetar y colocar piezas y componentes muy pequeños con gran precisión.

T12004

Extra Fine Curved Tweezers
Pinzas de Precisión de Punta Curva

Extra fine curved tweezers, ideal for reaching into awkward areas, picking, holding and placing very small parts and components with great accuracy.

Pinzas finas curvadas, ideales para manejar, sujetar y colocar piezas y componentes muy pequeños con gran precisión incluso en zonas de difícil acceso.

T11001

Plastic Modelling Tool Set
Set de Herramientas Básicas

A set for plastic modelling, military modelling and other hobby applications. Includes: plastic sprue cutter, knife Nº1, #11 blades (x5), cutting mat and flat file.

Set de herramientas básicas para modelismo en plástico y modelismo militar. Incluye: alicates de corte, cutter Nº1, #11 cuchillas (x5), superficie de corte y lima plana.

Hobby Tools

26.003

Pipettes 3 ml./0.10 fl.oz.
Pipetas 3 ml./0.10 fl.oz.

Pipettes for mixing colors.
The packaging contains 8 units of 3 ml./0.10 fl.oz. each.

Pipetas para mezclas. El embalaje contiene 8 pipetas de 3 ml./0.10 fl.oz. cada una.

26.004

Pipettes 1 ml./0.03 fl.oz.
Pipetas 1 ml./0.03 fl.oz.

Pipettes for mixing colors.
The packaging contains 12 units of 1 ml./0.03 fl.oz. each.

Pipetas para mezclas. El embalaje contiene 12 pipetas de 1 ml./0.03 fl.oz. cada una.

26.000

Mixing Bottle
Frasco Mezclas

Graduated bottle of 35 ml./1.18 fl.oz. for mixing colors with more precision.

Frasco graduado de 35 ml./1.18 fl.oz. para poder realizar mezclas más precisas.

Plastic palette
Pocillos de plástico

Plastic pallettes for mixing colors.

Paletas de plástico para mezclar colores.

HS120
13 x 9 cm.

HS121
18 x 8,5 cm.

Publications

Art. 75.006

FC Modeltips

A book focused on easy tips and tricks for modelling paint techniques that can be as handy for beginners as for experienced modellers, saving time in the painting and weathering processes, and getting the most professional and realistic results.
In discussions with other modellers, we almost always arrive at the same question: how many models can you finish in a year? Some mention the time needed to finish just a few models per year, others talk about the several months invested just to see one model completed, but most of them were talking about the difficulty of a complete and complex weathering process, the many hours invested in looking for the real finish, the real final effects.
The intention of this book is to share with other modellers a collection of very easy techniques, some useful and well known, some completely original, all with the purpose of making the process of painting and weathering a model easier and faster, and above all, enjoyable, so that the modeller can go on to the next project, just for fun, just for the joy of modelling, the pleasure of achieving the most realistic replica of the original in its place and time.
120 pages.

Art. 75.002

Airbrushing and Weathering Techniques by Rob Ferreira (Scratchmod)

Times have changed in the hobby of model building and painting, most modellers are now starting out using only water-based acrylics. This guide covers the uses of acrylic colors, with the focus mainly on Acrylicos Vallejo, pioneers in this field.
The intention is to share the experience in using acrylics with all model painters, whether they are just starting out or switching over from solvent based paints.
The information in this book is the result of nearly twenty years working with Vallejo acrylic colors and auxiliary products and is meant to be used as a guide and reference.
204 pages.

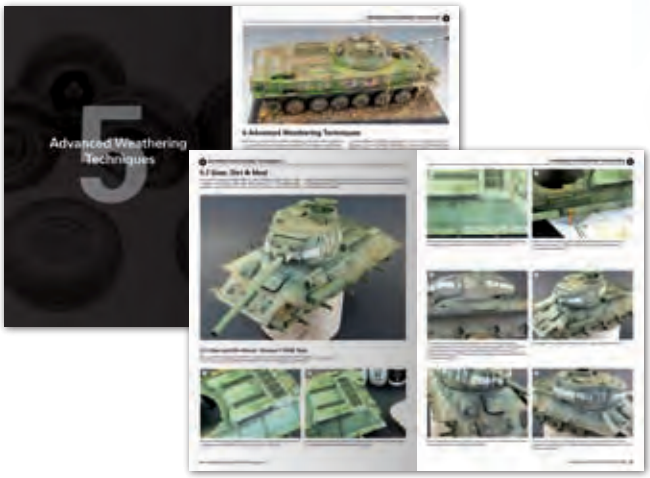

Publications

Art. 75.003

Painting Miniatures from A to Z Masterclass (Vol. 1) by Ángel Giráldez

3rd edition

We are pleased to announce that we are reprinting Ángel Giráldez's book "Painting Miniatures from A to Z", after the tremendous success of the first editions.
The book shows the painting methods which, over the years, have helped Ángel bring Infinity's miniature range to life.
This manual describes, in meticulously detailed step-by-step tutorials accompanied by hundreds of full-color pictures, how to apply Angel's techniques to some of the most outstanding miniatures of the Infinity range.
120 pages.



NEW!

Art. 75.010

Painting Miniatures from A to Z Masterclass (Vol. 2) by Ángel Giráldez

Ángel Giráldez's second Vallejo figure painting manual, Painting Miniatures from A to Z (Masterclass Volume 2), complementary to the first volume.
This volume explains new techniques and tips through hundreds of pictures of the painting process, which will help painters to continually improve their miniature painting skills.
The Masterclasses section includes tutorial guides on how to paint all the different Infinity armies, in addition to detailing which colors Ángel used to paint the official Infinity color patterns.
If you are a fan of the Infinity universe, or if you are a painter who wants to improve, then this volume will be an invaluable resource.
So take your paints and brushes, and enjoy alongside Ángel this new step forward in the hobby world of miniature painting.
154 pages.



Publications

Art. 75.011

Rust & Chipping

This publication shows the modeller an approach to the painting and aging processes on all types of vehicles in a state of wear, abandonment and destruction, as interpreted by the modellers Scratchmod Rob, Mike Rinaldi, Virgil Suarez, John Tolcher, Adam Wilder and Chema Cabrero. The book Includes step by step instructions by each author, with a foreword by Mike Rinaldi.
100 pages.

Art. 75.012

Civil Vehicles

Civilian trucks and other civilian equipment have a much longer lifetime than military equipment, and are therefore much more subject to the influence of the natural effects of dust, dirt, and of course rust. In this book Eugene Tur shows the complete step by step weathering of 7 vehicles.
120 color pages.



Publications

Art. 75.013

Colours of War
Painting WWII & WWIII miniatures

A comprehensive system for painting WWII & WWIII miniatures. What this book aims to do is distil the combined knowledge and ideas of the Battlefront studio into a concise and coherent collection of painting tips and guides. This book will teach you tried and tested processes, which balance ease and efficiency with positive results, and will give you the know - how and confidence to paint any Flames of War & WWIII miniatures.
140 pages.



NEW!

Art. 75.014

Warpaint Armour 1:
Armour of the Eastern Front 1941-1945

"Armour of the Eastern Front 1941-1945" is the first in the new series by Guideline License Publications and the team that brings you Military Modelcraft International in collaboration with Acrylicos Vallejo.
The publication examines some of the AFVs that shaped the war on the Eastern Front during World War II – or the "Great Patriotic War" as it is remembered in Russia – which was a titanic conflict and the greatest clash of arms in history.
The subjects have been chosen with the modeler in mind and each article provides both reference and inspiration using authoritative text, archival and walkaround photos as well was specially commissioned colour profiles.
84 pages.

NEW!

Publications

Art. 75.018

Mechanic Realms
Quasar Book Series

Two top professionals of Sci-fi hobby painting offer their most original views in the first Quasar collection book, which offers creativity without boundaries and content that no lover of Sci Fi can miss: robots, spaceships and post-apocalyptic vehicles!

NEW!

Art. 75.017

IDF Colors
Armoured Side Book Series

This first book of the The Armoured Side collection offers a presentation of the different color schemes used by the IDF from the very beginning up to the present. Renowned modellers will take us though painting and weathering processes on deployed armored vehicle kits such as Sherman, Centurion, the M60 and the Merkavas.

NEW!

Paint Stands

The perfect solution for storing Vallejo colors

La solución para organizar los colores de Vallejo



Art. 26.007

Front module
Módulo frontal

This model has space for 52 bottles of Vallejo Colors in 17 ml./0.57 fl.oz. size, together with 8 bottles of 35 ml./1.18 fl.oz. or 60 ml./2.02 fl.oz. and 22 brushes. Easy assembly, does not require glue.

Este módulo permite exponer 52 botellas de 17 ml./0.57 fl.oz., junto con 8 botellas de 35 ml./1.18 fl.oz. o 60 ml./2.02 fl.oz. y 22 pinceles. De fácil montaje, no requiere pegamento.

Width/Anchura: **13,40 in.**/34 cm.
Depth/Profundidad: **8,75 in.**/22,3 cm.
Height/Altura: **4,30 in.**/11 cm.

Paint Stand

Art. 26.008

Corner module
Módulo esquinero

This corner model has space for 28 bottles of Vallejo Colors in the 17 ml./0.57 fl.oz. size, together with 16 bottles of 35 ml./1.18 fl.oz. or 60 ml./2.02 fl.oz., one 200 ml./6.76 fl.oz. bottle and 26 brushes. Easy assembly, does not require glue.

Este módulo permite exponer 28 botellas de Model Color de 17 ml./0.57 fl.oz. junto con 16 botellas de 35 ml./1.18 fl.oz. o 60 ml./2.02 fl.oz., 1 frasco de 200 ml./6.76 fl.oz. y 26 pinceles. De fácil montaje, no requiere pegamento.

Width/Anchura: **10,60 in.**/27 cm.
Depth/Profundidad: **10,60 in.**/27 cm.
Height/Altura: **4,30 in.**/11 cm.

Art. 26.009

Wall mounted paint display
Expositor de pared
35 ml./1.18 fl.oz. - 60 ml./2.02 fl.oz.

This model has space for 28 units of Weathering Effects, Pigments, Washes, Metal Color and Primers in either 35 ml./1.18 fl.oz. or 60 ml./2.02 fl.oz. bottles. The tilted design does not require glue and is easy to assemble.

Este módulo dispone de 28 espacios para organizar Weathering Effects, Pigmentos, Lavados, Metal Color e Imprimaciones, de 35 ml./1.18 fl.oz. o 60 ml./2.02 fl.oz. De fácil montaje, no requiere pegamento.

Width/Anchura: **15,35 in.**/39 cm.
Depth/Profundidad: **2,04 in.**/5,2 cm.
Height/Altura: **12,20 in.**/31 cm.

Art. 26.010

Wall mounted paint display
Expositor de pared (17 ml./0.57 fl.oz.)

This model has space for 43 Model Air, Model Color, Game Air or Game Color in 17 ml./0.57 fl.oz. bottles. The tilted design does not require glue and is easy to assemble.

Este módulo dispone de 43 espacios para organizar Model Air, Model Color, Game Air o Game Color, de 17 ml./0.57 fl.oz. De fácil montaje, no requiere pegamento.

Width/Anchura: **15,35 in.**/39 cm.
Depth/Profundidad: **2,04 in.**/5,2 cm.
Height/Altura: **12,20 in.**/31 cm.

Accessories

Hand painted color charts/*Cartas de color pintadas a mano*

Art. CC970
Model Color

Art. CC971
Model Air

Art. CC972
Game Color & Game Air

Art. CC989
Diorama Effects

Printed color charts/*Cartas de color impresas*

Art. CC070
Model Color

Art. CC071
Model Air

Art. CC088
Pigments

Art. CC069
Metal Color



Art. CC095
Model Wash

Art. CC077
Panzer Aces

Art. CC072
Game Color

Art. CC067
Weathering Effects

Art. CC082
Game Air

Art. CC066
Diorama Effects

Art. CC068
Model Color Hobby & Military range

Art. CC064
Mecha Color

Art. CC063
Hobby Paint

Art. CC121
Vallejo Scenics

Art. CC111
Hobby Tools

Art. CC081
Premium Color

Displays

Width/*Anchura*: 24,80 in./*63 cm.*
Depth/*Profundidad*: 12,99 in./*33 cm.*
Height/*Altura*: 76,96 in./*195,5 cm.*

EX108/EX108FULL

Model Color Complete Range and other product combinations

Complete range and auxiliary products in bottles of 17 ml./0.57 fl.oz. Please see colorchart on pages 8 and 9. Up to three extra shelves for other product sizes (not included) can be added in the lower part of the rack. For example, a range like Panzer Aces (17 ml./0.57 fl.oz.) or 35 ml./1.18 fl.oz. or 60 ml./2.02 fl.oz. bottles, so it's possible to make different product combinations.
Gama completa de colores y productos auxiliares en frascos de 17 ml./0.57 fl.oz. Véase el listado de colores en las páginas 8 y 9. La parte inferior del expositor permite añadir hasta tres bandejas adicionales para otros formatos de producto. Por ejemplo se pueden añadir tres bandejas de 17 ml./0.57 fl.oz., incluir la gama de Panzer Aces o bien estanterias para botellas de 35 ml./1.18 fl.oz. o 60 ml./2.02 fl.oz.

EX124/EX124FULL

Model Color Hobby Range

Countertop display unit. Contains 80 colors in 17 ml./0.57 fl.oz. bottles.
Expositor de sobremesa. Contiene 80 colores en botellas de 17 ml./0.57 fl.oz.

Width/*Anchura*: 19,88 in./*50,5 cm.*
Depth/*Profundidad*: 10,04 in./*25,5 cm.*
Height/*Altura*: 29,52 in./*75 cm.*

EX132/EX132 FULL

Model Color Military Range

Countertop display unit. Contains 80 colors in 17 ml./0.57 fl.oz. bottles.
Expositor de sobremesa. Contiene 80 colores en botellas de 17 ml./0.57 fl.oz.

Width/*Anchura*: 19,88 in./*50,5 cm.*
Depth/*Profundidad*: 10,04 in./*25,5 cm.*
Height/*Altura*: 29,52 in./*75 cm.*

Displays

EX141/EX141FULL

Model Air Complete Range and other product combinations

Complete range and auxiliary products in bottles of 17 ml./0.57 fl.oz. Please see colorchart on pages 22 and 23. Up to three extra shelves for other product sizes (not included) can be added in the lower part of the rack, so it is possible to make different product combinations.
Gama completa de colores y productos auxiliares en frascos de 17 ml./0.57 fl.oz. Véase el listado de colores en las páginas 22 y 23. La parte inferior del expositor permite añadir hasta tres bandejas adicionales para otros formatos de producto.

Width/*Anchura*: 24,80 in./*63 cm.*
Depth/*Profundidad*: 12,99 in./*33 cm.*
Height/*Altura*: 76,96 in./*195,5 cm.*

Product combination examples:
Ejemplos de combinaciones de producto:

Model Air + Model Wash (EX141Full + EX145Full)

Model Air + Metal Color (EX141Full + EX121Full)

Model Air + Weathering Effects (EX141Full + EX707Full)

Model Air + Pigments (EX141Full + EX130Full)



Displays

EX719/EX719FULL

Fantasy Colors Combi Range

Black metal floor length display, divided in two sections, allows for the addition of doors and wheels. Contains the Game Color complete range, the Game Air complete range and 48 Hobby Spray Paint units.
Expositor metálico de pie, dividido en dos secciones que permite añadir puertas y ruedas. Contiene las gamas completas de Game Color y Game Air y 48 unidades de la gama de Hobby Spray Paint.

Width/*Anchura*: 24,80 in./*63 cm.*
Depth/*Profundidad*: 12,99 in./*33 cm.*
Height/*Altura*: 76,96 in./*195,5 cm.*

EX716/EX716FULL

Hobby Spray Paint

Black metal floor length display, divided in two sections, allows for the addition of doors and wheels.
Expositor metálico de pie, dividido en dos secciones que permite añadir puertas y ruedas.

Width/*Anchura*: 21,65 in./*55 cm.*
Depth/*Profundidad*: 17,52 in./*44,5 cm.*
Height/*Altura*: 77,36 in./*196,5 cm.*

Displays

EX703/EX703 FULL

Panzer Aces

Complete range in countertop display. Contains 48 colors in 17 ml./0.57 fl.oz. bottles.
Gama completa en expositor de sobremesa. Contiene 48 colores en botellas de 17 ml./0.57 fl.oz.

Width/*Anchura*: 19,88 in./*50,5 cm.*
Depth/*Profundidad*: 10,04 in./*25,5 cm.*
Height/*Altura*: 21,26 in./*54 cm.*

EX702/EX702 FULL

Basic Game Color

Countertop display. Contains 48 colors in 17 ml./0.57 fl.oz. bottles.
Expositor de sobremesa. Contiene 48 colores en botellas de 17 ml./0.57 fl.oz.

Width/*Anchura*: 19,88 in./*50,5 cm.*
Depth/*Profundidad*: 10,04 in./*25,5 cm.*
Height/*Altura*: 21,26 in./*54 cm.*

EX706/EX706 FULL

Game Air

Countertop display. Contains 64 colors in 17 ml./0.57 fl.oz. bottles.
Expositor de sobremesa. Contiene 64 colores en botellas de 17 ml./0.57 fl.oz.

Width/*Anchura*: 19,88 in./*50,5 cm.*
Depth/*Profundidad*: 9,05 in./*23 cm.*
Height/*Altura*: 22,04 in./*56 cm.*

EX717/EX717 FULL

Aircraft Color Selection

Countertop display. Contains 128 colors in 17 ml./0.57 fl.oz. bottles.
Expositor de sobremesa. Contiene 128 colores en botellas de 17 ml./0.57 fl.oz.

Width/*Anchura*: 19,88 in./*50,5 cm.*
Depth/*Profundidad*: 10,04 in./*25,5 cm.*
Height/*Altura*: 43,30 in./*110 cm.*

EX718/EX718 FULL

AFV Color Selection

Countertop display. Contains 128 colors in 17 ml./0.57 fl.oz. bottles.
Expositor de sobremesa. Contiene 128 colores en botellas de 17 ml./0.57 fl.oz.

Width/*Anchura*: 19,88 in./*50,5 cm.*
Depth/*Profundidad*: 10,04 in./*25,5 cm.*
Height/*Altura*: 43,30 in./*110 cm.*

EX122/EX122 FULL

Complete Game Color

Countertop display. Contains 128 colors in 17 ml./0.57 fl.oz. bottles.
Expositor de sobremesa. Contiene 128 colores en botellas de 17 ml./0.57 fl.oz.

Width/*Anchura*: 19,88 in./*50,5 cm.*
Depth/*Profundidad*: 10,04 in./*25,5 cm.*
Height/*Altura*: 43,30 in./*110 cm.*

Displays

EX712/EX712FULL

Model Wash

Countertop display. Contains 18 Model Wash and 2 mediums, in 35 ml./1.18 fl.oz. bottles.
Expositor de sobremesa. Contiene 18 Model Wash y 2 médiums, en botellas de 35 ml./1.18 fl.oz.

Width/*Anchura*: 17,44 in./*44,3 cm.*
Depth/*Profundidad*: 12,08 in./*30,7 cm.*
Height/*Altura*: 16,02 in./*40,7 cm.*

EX714/EX714FULL

Weathering Effects

Countertop display. Contains 28 Weathering Effects in 40 ml./1.35 fl.oz. bottles.
Expositor de sobremesa. Contiene 28 Weathering Effects en botellas de 40 ml./1.35 fl.oz.

Width/*Anchura*: 17,44 in./*44,3 cm.*
Depth/*Profundidad*: 12,08 in./*30,7 cm.*
Height/*Altura*: 17,91 in./*45,5 cm.*

EX713/EX713FULL

Pigments

Countertop display. Contains 23 pigments and 1 auxiliary in 35 ml./1.18 fl.oz. bottles.
Expositor de sobremesa. Contiene 23 pigmentos y 1 producto auxiliar, en tarros de 35 ml./1.18 fl.oz.

Width/*Anchura*: 17,44 in./*44,3 cm.*
Depth/*Profundidad*: 12,08 in./*30,7 cm.*
Height/*Altura*: 17,91 in./*45,5 cm.*

EX131/EX131 FULL

Diorama Effects

Countertop display. Contains 20 textures in 200 ml./6.76 fl.oz. bottles.
Expositor de sobremesa. Contiene 20 texturas de 200 ml./6.76 fl.oz.

Width/*Anchura*: 17,44 in./*44,3 cm.*
Depth/*Profundidad*: 12,08 in./*30,7 cm.*
Height/*Altura*: 29,13 in./*74 cm.*

EX120/EX120FULL

Premium RC Color

Countertop display. Contains 60 colors in 60 ml./2.02 fl.oz. bottles.
Expositor de sobremesa. Contiene 60 colores en botellas de 60 ml./2.02 fl.oz.

Width/*Anchura*: 20,86 in./*53 cm.*
Depth/*Profundidad*: 10,04 in./*25,5 cm.*
Height/*Altura*: 34,25 in./*87 cm.*

EX715/EX715FULL

Mecha Color

Countertop display. Contains 80 colors in 17 ml./0.57 fl.oz. bottles.
Expositor de sobremesa. Contiene 60 colores en botellas de 17 ml./0.57 fl.oz.

Width/*Anchura*: 19,88 in./*50,5 cm.*
Depth/*Profundidad*: 10,04 in./*25,5 cm.*
Height/*Altura*: 29,52 in./*75 cm.*

Displays



TEX201/TEX201FULL

Diorama Accessories

Tabletop display unit which allows for the display of Diorama Accessories.
Expositor giratorio de sobremesa que permite exponer la gama de accesorios para dioramas.

Width/*Anchura*: 15,15 in./*38,5 cm.*
Depth/*Profundidad*: 15,15 in./*38,5 cm.*
Height/*Altura*: 39,76 in./*101 cm.*

TEX101/TEX101FULL

Vallejo Hobby Tools

Tabletop display unit which allows for the display of precision tools for modellers.
Expositor giratorio de sobremesa que permite exponer la gama de herramientas de precisión para modelismo.

Width/*Anchura*: 15,15 in./*38,5 cm.*
Depth/*Profundidad*: 15,15 in./*38,5 cm.*
Height/*Altura*: 39,76 in./*101 cm.*

EX710/EX710FULL

Metal Color

Countertop display. Contains 19 colors in 32 ml./1.08 fl.oz. bottles.
Expositor de sobremesa. Contiene 19 colores en 32 ml./1.08 fl.oz.

Width/*Anchura*: 17,44 in./*44,3 cm.*
Depth/*Profundidad*: 12,08 in./*30,7 cm.*
Height/*Altura*: 16,02 in./*40,7 cm.*

EX711/EX711FULL

Surface Primers

Countertop display. Contains 18 colors in 60 ml./2.02 fl.oz. bottles.
Expositor de sobremesa. Contiene 18 colores de 60 ml./2.02 fl.oz.

Width/*Anchura*: 17,44 in./*44,3 cm.*
Depth/*Profundidad*: 12,08 in./*30,7 cm.*
Height/*Altura*: 16,02 in./*40,7 cm.*

How to use?

Product Guide

- Metal Color
- Black Lava-Asphalt
- Chipping Medium
- Splash Mud
- Engine Effects
- Mud Effects
- Liquid Mask

HOW TO USE

Metal Color

Metal Color is a water-based metallic color range, especially designed for airbrush techniques. The range also includes a Gloss Black Primer and a Gloss Metal Varnish.

Metal Color es un gama de colores metálicos a base de agua especialmente diseñados para aerógrafo. La gama también incluye Imprimación Negro Brillante y un Barniz Metálico Brillante.

by José Brito

1 Some plastic parts from a gladiator figure are prepared for painting with Metal Colors. The approach is always the same. The parts are airbrushed with Gloss Black 77.660 Surface Primer..
Vamos a pintar algunas partes de la figura de un gladiador con Metal Color. Aplicamos con aerógrafo una capa de Imprimación Negro Brillante 77.660..

2 Once the parts are well dry, the sword was airbrushed with Steel 77.712 and highlighted with Aluminium 77.701.
Una vez seca la imprimación, con el aerógrafo pintamos la espada con Acero 77.712 y después la iluminamos con Aluminio 77.701.

3 The helmet was airbrushed with Copper 77.710. Small details can also be applied by brush. In this case small details are brush painted with Gold 77.725.
A continuación, pintamos el caso con Cobre 77.710. Los pequeños detalles se pueden repasar con pincel. En este caso pintamos algunos detalles con Oro 77.725.

4 The shield was masked and the metal parts airbrushed with Gloss Black 77.660 Surface Primer.
Añadimos cinta de enmascarar para proteger algunas zonas del escudo y aplicamos una capa de Imprimación Negro Brillante 77.660.

5 Once Gloss Black 77.660 is well dry, the desired parts were airbrushed with Gold 77.725.
Una vez seco, aplicamos Oro 77.725 sobre las zonas deseadas.

6 Once the paint has dried, the masking tape was removed. Now the shield is ready for the weathering final steps.
Retiramos la cinta de enmascarar dejando el escudo listo para los siguientes pasos de pintura y envejecido.

7 The Metal Color range looks amazing and the colors are very vivid. They can be easily and safely weathered in acrylics or enamels. The final results are stunning.
Los colores de la gama Metal Color son muy luminosos y con un acabado asombroso. Pueden soportar perfectamente los procesos posteriores de envejecido con acrílicos o esmaltes.

8 The base finished.
La base terminada.

HOW TO USE

Black Lava Asphalt

26.214 Black Lava-Asphalt has a thick and dense consistency, appropiate for volcanic grounds and for asphalt on roads and construction sites.

26.214 Lava Negra-Asfalto es una textura de color negro intenso y de consistencia densa y espesa. Aplicado con espátula reproduce la textura de asfalto de las carreteras y superficies volacánicas.

by José Brito

1 A heat isolation foam sheet is cut into the desired size, framed and some damage is carved into the surface. 26.214 Black Lava Asphalt is applied with a spatula. Water can be used as thinner and in order to improve the flow. Let it dry for about 24 hours.
Sobre un marco de foto ajustamos una pieza de espuma. Podemos realizamos cortes y agujeros sobre la superficie. Aplicamos con una espátula textura de Asfalto sobre la superficie. Podemos diluir la textura con agua para aumentar la fluidez. La dejamos secar unas 24 horas.

2 Some road patches can be added with 26.213 Rough Grey Pumice. A frame is made with Masking Tape and the paste applied with the help of a spatula. Let the paste dry for about 24 hours and remove the masking tape.
Podemos añadir algunos parches con 26.213 Piedra Pómez Gruesa. Con cinta de enmascarar protegemos y enmarcamos la zona que queremos aplicar la textura. La dejamos secar unas 24 horas y retiramos la cinta.



3 Once the paste applied previously is well dry, a coat of 70.994 Dark Grey is brushed over the entire base. Several layers can be applied. Let each layer dry for about 12 hours.
Una vez seco pintamos la superficie con 70.994 Gris Oscuro. Podemos aplicar varias capas y la dejamos secar unas 12 horas.

4 Next step is adding color variation to our asphalt base. For that 70.994 Dark Grey is mixed with 70.990 Light Grey. Combining the two colors we will achieve an infinite number of grey tones. This will add an extra touch of accuracy to our project.
Aplicaremos una variación de colores sobre la textura de asfalto. Usaremos 70.994 Gris Oscuro mezclado con 70.990 Gris Claro. Con esta mezcla de colores lograremos una gran variedad de grises. Esto añadirá al diorama un acabado más realista.

5 A white line of pavement is easily achieved by applying two strips of Masking Tape and then applying 70.918 Ivory, with the help of a sponge (inserted into a plastic tube, for a better hold). With the sponge we can achieve a more random look.
Con una esponja pintamos con 70.918 Hueso una línea blanca sobre el asfalto (para sujetarla mejor la colocamos en un tubo o la sujetamos con unas pinzas). Con esta técnica conseguiremos un acabado más aleatorio.

6 Several Pigment colors are mixed with each other and applied with the help of a medium size flat brush. The pigments are thinned with 71.061 Airbrush Thinner and applied heavily thinned. Let them dry for about 24 hours.
Con un pincel plano aplicamos un surtido de pigmentos sobre el asfalto. Los pigmentos son mezclados con 71.061 Diluyente de Aerógrafo y los aplicamos muy diluidos. Lo Dejamos secar unas 24 horas.

7 Once the pigments are well dry, we can remove the excess with the help of a sponge moistened in water. We pass the sponge over the entire base and the pigments, over the raised parts, are easily removed. Only the pigments in the recessed parts remain.
Una vez seco, podemos retirar el exceso de pigmento con una esponja humedecida. Solamente quedará el pigmento entre los huecos y agujeros del asfalto.

8 The base finished. The color variation is very subtle but works perfectly and our asphalt base is fully realistic. The combination of model paints and pigments really brings our project into life.
La base terminada, donde se aprecian las variaciones de color sobre el asfalto. La combinación de pintura y pigmentos proporciona un acabado realista al diorama.

HOW TO USE

Chipping Medium

76.550 Chipping Medium is a water-based medium to create flaked paint, scratches and chipped paint. Can be applied with airbrush or brush to create chipping effects with acrylic colors.

76.550 Chipping Medium es un medium acrílico para crear roces, desgastes y desconchados. Se aplica con aerógrafo o pincel creando así los efectos de desconchados con colores acrílicos.

by José Brito

1 The parts of the model are primed with Surface Primer 70.605 German Red Brown.
Las piezas se impriman con Surface Primer 70.605 Rotbraun RAL8012.



2 Once the primer has dried completely, the model is painted in 71.129 Light Rust and 71.130 Orange Rust. Both colors are ideal for representing the rust underneath the final paint layer.
Una vez la imprimación está seca, pintamos con 71.129 Óxido Claro y 71.130 Óxido Anaranjado. Ambos colores son ideales para crear el óxido.

3 When the rust colors have dried completely, a coat of 76.550 Chipping Medium is applied. This product, a water based solution, slows down the drying of the next, final color. The Chipping Medium must be allowed to dry for about 30 minutes.
Una vez seco, aerografiamos las piezas con 76.550 Chipping Medium. El producto es de base agua y se puede usar directamente. Puede ser aplicado con aerógrafo y pincel. Una vez aplicado, debemos dejarlo secar unos 30 minutos.

4 Once the Chipping Medium is has dried, the top color will be applied on the model. In this case the parts are painted with 71.008 Blue. When dry, this color will be scratched to show the rust underneath.
Aplicamos 71.008 Azul sobre las piezas. Este será el color final y la capa donde se aplicará el desconchado, mostrando los tonos de óxido de la capa inferior.



5 Due to the application of the Chipping Medium, the top layer of 71.008 Blue dries more slowly and can be easily scratched or peeled and flaked off with a tooth pick or other sharp object.
Para realizar los desconchones necesitaremos agua, pinceles. También podemos usar palillos, agujas. Las piezas son humedecidas con agua y suavemente empezamos a pelar la última capa de pintura.

6 When the chipping has been completed, a final application of protective varnish can be airbrushed to protect the model before the weathering process.
Con estos simples consejos podemos lograr un asombroso acabado y dejaremos las piezas listas para el proceso de envejecido.

HOW TO USE

Splash Mud

The range includes six different kinds of mud available in 40 ml./1.35 fl.oz. pots, manufactured with natural pigments and waterbased acrylic resins, which dry to a slightly glossy finish, suggesting the humid nature of the products.

La gama consta de seis referencias disponibles en frascos de 40 ml./1.35 fl.oz. que reproducen los tonos de barro. Fabricados con pigmentos naturales y resinas acrílicas. Con un acabado ligeramente brillante, sugiriendo la naturaleza húmeda de los productos.

by José Brito

1 For this project we will use a picture frame and a piece of heat isolation foam.
Para este proyecto usaremos un marco de foto y espuma de poliestireno.

2 We recommend to place the colors in a wet palette. Being acrylic based, the wet palette will keep the colors ready to use for a few days. Airbrush Thinner can be used as thinner in order to increase the flow and transparency. The colors can be mixed each other.
Recomendamos colocar los colores sobre una paleta húmeda, así podremos usarlos durante días. Airbrush Thinner puede usarse como diluyente para aumentar la fluidez y transparencia. Los tonos se pueden mezclar entre sí.

3 Once the base is painted we can start applying Splash Mud. It is really easy to apply. In this case, we are projecting the mud unto the desired spots. All we need is a toothpick and a medium size round brush.
Una vez la base está pintada podemos empezar a aplicar Splash Mud. Es muy fácil de usar, en este caso con un pincel y un palillo creamos salpicaduras en las zonas deseadas.

4 The same approach can be used to apply Splash Mud unto a vehicle, combining several colors we will reach a stunning realistic effect.
Podemos usar el mismo método sobre un vehículo y combinando difentes tonos conseguiremos efectos más realistas.

5 Splash Mud can also be used as a thinned paint. All we have to do is add some Airbrush Thinner to Splash Mud and start applying it as a normal paint. The flow and control is really great and we can reach all areas. Applying several layers will add an extra touch of realism to our model.
Splash Mud también puede usarse como pintura diluida. Añadiendo Airbrush Thinner al color y aplicándolo como una pintura normal. La fluideza y el control es muy bueno pudiendo alcanzar todas las zonas. Aplicando varias capas lograremos añadir más realismo a nuestra maqueta.



6 The final steps to portray projected mud are made with the help of a toothpick and a medium size round brush. Simple and very effective.
Con la ayuda de un palillo y un pincel crearemos salpicaduras de barro sobre nuestra maqueta. Es un proceso muy sencillo y efectivo.

HOW TO USE Engine

Engine Effects offers the modeller a series of references to reproduce the fuel stains, the spilled oil (leaving a trail of drops on the vehicle panels and in the dust of the road), the marks left by the oil drums on the floor of the truck, the dirt accumulated in the engine compartment, all these to enhance the realistic aspect of the model. Engine Effects is available in 40 ml./1.35 fl.oz. pots.

Engine Effects ofrece al modelista una serie de referencias para reproducir las manchas de combustible, el aceite derramado (dejando un rastro de gotas sobre las planchas del carro o en el polvo del camino), las marcas en la caja del camión de los bidones cargados de petróleo, y la suciedad acumulada en el compartimento motor, para aportar el toque de realismo adecuado al modelo. Engine Effects está disponible en frascos de 40 ml./1.35 fl.oz.

by José Brito



1 Engine colors can be mixed with all the other Acrylicos Vallejo products to get an infinite range of tons.
Los colores Engine pueden mezclarse con otros productos acrílicos de la gama vallejo, así podrás conseguir infinidad de tonos.

2 Urban stuff like decayed air conditioning devices are easily weathered by applying several Engine colors on the desired spots.
Elementos urbanos, como una aire acondicionado son fácilmente envejecidos aplicando varios tonos de los colores Engine sobre las zonas deseadas.

3 Drums are also brought to life with some simple steps. Just apply some Engine colors over already weathered items and we immediately get an ultra-accurate look.
Envejecemos los bidones con unos sencillos pasos. Simplemente aplicando los tonos Engine sobre los objetos previamente envejecidos.

4 Same thing for some modern eco stations and around the trash. The brightness of the Engine colors is a great solution to represent the dirt and grease.
Realizamos el mismo paso para otros elementos urbanos. La luminosidad de los colores Engine son perfectos para crear los efectos de suciedad y grasa.

5 Once the engines are painted we can easily apply the Engine colors. Combining several colors we can achieve an ultra-realistic look. We can make oil streaks, fuel splashes, etc.
Una vez pintados los motores podemos fácilmente aplicar la gama de colores Engine. Podemos combinar varios colores y conseguir unos efectos realistas. Podemos crear manchas de aceite, salpicaduras de gasolina, etc.

6 The underside of a model car can be treated in the same way. With a fine round brush we apply the Engine colors in the desired spots.
La parte de abajo del coche es pintada de la misma forma. Con un pincel fino aplicamos los colores Engine en las zonas deseadas.

7 Plane parts, like wheels, propellers, and engines received the same treatment. A fine round brush is used to apply the Engine colors around the recessed and raised parts.
Usaremos el mismo método para diferentes partes de aviones, como ruedas, hélices y motores. Con un pincel de punta redonda aplicaremos los colores Engine alrededor de los huecos y zonas más expuestas.

HOW TO USE

Mud Effects

Use the Weathering Effects products for creating built up mud on my Berge Tiger. The model is to be depicted as being stuck in thick deep mud which has buried the tank's suspension in the muck up to the hull.

En este tutorial enseñaremos como he usado la gama Weathering Effects para crear los efectos de barro sobre mi Berger Tiger. Representaremos el tanque atascado en el barro denso.

by Scratchmod

1 I have mixed the three Environment products with small amounts of the pigments to a consistency and color I was happy with.
Mezclamos los tres productos con pequeñas cantidades de pigmentos para obtener el color y consistencia deseada.

2 Using an old brush the mud was applied onto the lower hull and wheels. I went ahead and applied full coverage to avoid any bare spots that may end up being seen if viewed from a certain angle.
Usamos un pincel viejo y aplicamos el producto sobre las parte inferior y el casco del tanque. Aplicamos una capa gruesa evitando así zonas descubiertas que puedan ser vistas desde otros ángulos.

3 To create small mud spatters or splashes I used 73.802 Russian Splash mud. I placed small amounts of this product as spattered mud on the front and rear or the model.
Para crear salpicaduras usamos 73.802 Russian Splash Mud. Aplicamos pequeñas cantidades de producto sobre la maqueta y creamos salpicaduras en la parte frontal y trasera del tanque.

4 After allowing the applied mud effects to dry and start to cure an hour or two I then mounted the tank tracks on to the model.
Una vez seco montamos las cadenas del tanque y lo presentamos sobre la base del diorama.

5 To start the build up of mud on the tracks I first applied 73.826 Mud and Grass. And allowed this to start to dry.
Aplicamos 73.826 Mud and Grass para crear el efecto de acumulación de barro sobre las cadenas.

6 While the Mud and Grass was drying I then made a mud mixed as I did for the hull and wheels. This was then applied and blended into the previously applied Mud and Grass.
Mientras que 73.826 Mud and Grass se este secando repetimos la mezcla del paso 2 y la aplicamos sobre la capa de Mud and Grass.

7 Before the mud had dried I added some roots to the still wet mud effects. The model was then set aside to allow all the mud effects to fully dry and cure for a couple of hours. These acrylic products dry very fast and are rock hard when dry and cured.
Antes de que el barro seque añadimos algunas raíces sobre el barro húmedo. Una vez seco, el barro quedará bien fijado a las cadenas.

8 Some items that will be used for the base and to replicate thick wet earth and mud: some roots, some grass tufts, sifted dirt, small pebbles and some dry course material ground-up from a piece of ceiling tile.
Podemos usar algunos complementos como raíces, piedras y hierba para crear un escenario más realista.

HOW TO USE

Liquid Mask

70.523 Liquid Mask, a water-based medium, is employed to form a protective film on areas which are to remain unpainted. Masking is especially useful in airbrush techniques, but also employed with watercolors and temperas.

70.523 Máscara Líquida es un medium de base agua, empleado para formar una capa protectora en las zonas que no queremos pintar. Es especialmente útil para técnicas de aerografía, pero también se usa en acuarelas o témperas.

by Lothar Limprecht

1 Pour a drop of well-shaken Liquid Mask into a small container and stir before using. Avoid bubbles.
Agitamos bien el bote y ponemos la cantidad deseada de Máscara Líquida en un recipiente evitando las burbujas.



2 Cover the area to be masked and apply Liquid Mask with a brush, working from the center to outer edge.
Aplicamos Máscara Líquida sobre la zona que no queremos que se cubra con pintura.

3 It may be useful to rotate the model and to allow the Liquid Mask to spread evenly.
Puede ser útil girar la maqueta y dejar que la Máscara Líquida se expanda uniformemente sobre la superficie.

4 A second coating of Liquid Mask can be applied, especially on straight edged areas. If too much masking fluid has been applied, it will extend to form a layer which is too thick and difficult to remove.
Podemos aplicar una segunda capa, especialmente sobre los bordes. Si aplicamos mucha Máscara Líquida se formará una capa muy gruesa y puede ser difícil retirarla.

5 Use a sharp piece of wood to remove excess Liquid Mask, and wipe off surplus fluid on a paper towel.
Usamos un palo de madera con punta para retirar el exceso de producto y el líquido sobrante con una servilleta de papel.

6 To avoid any damage to the model during the removal process, I carved along the edges of the masked areas with the point of a sharp knife.
Para evitar daños al retirar la máscara podemos perfilar ligeramente con un cúter sobre los extremos.

7 A wooden stick with a flat edged tip is ideal for removing the dried masking agent, working carefully and with little pressure to keep the windows free of scratches. Finally Liquid Mask has been removed completely.
Un palillo de madera es ideal para retirar la Máscara Líquida. Para evitar las rayaduras en las ventanas trabajamos cuidadosamente y con poca presión.

8 The vehicle finished.
El vehículo terminado.

Historical Color References Guide for Aircraft and AFV Series

List of WWII and Modern Aircraft Camouflage colors based on official documentation

List of WWI, WWII and Modern AFV Camouflage colors based on official documentation

List of WWII and Modern Aircraft Camouflage colors based on official documentation

Oficial Name	Model Air Name	Ref.
USAAF & US Navy Pre-War to WWII		
ANA 501 Light Blue	French Blue	71.088 + 70.510
ANA 502 Insignia Blue	Signal Blue	71.091 + 70.510
ANA 503 Light Green	Light Green Chromate	71.006 + 70.510
ANA 504 Olive Drab	USAF Olive Drab	71.016
ANA 505 Light Yellow	Medium Yellow	71.002 + 70.510
ANA 506 Orange Yellow	Yellow RLM04	71.078 + 70.510
ANA 507 Aircraft Cream	Beige	71.074 + 70.510
ANA 508 International Orange	Light Red	71.086 + 70.510
ANA 509 Insignia Red	Flat Red	70.957 + 70.510
ANA 511 Insignia White	Insignia White	71.279 + 70.510
ANA 513 Engine Gray	Panzer Dark Grey	71.056 + 70.510
ANA 601 Insignia White	Insignia White	71.279
ANA 602 Light Grey	Light Gull Gray	71.121
ANA 603 Sea Gray	Medium Gunship Gray	71.097
ANA 604 Black	Black	71.057
ANA 605 Insignia Blue	Signal Blue	71.091
ANA 606 Semi-Gloss Sea Blue	USN Sea Blue	71.295 + 70.522
ANA 607 Non Specular Sea Blue	USN Sea Blue	71.295
ANA 608 Intermediate Blue	Intermediate Blue	71.299
ANA 609 Azure Blue	UK Azure Blue	71.108
ANA 610 Sky	Sky Green / IJA Light Grey Green	71.321
ANA 611 Interior Green	US Light Green	71.137
ANA 612 Medium Green	USAF Green	71.124
ANA 613 Olive Drab	USAF Olive Drab	71.016
ANA 614 Orange Yellow	Yellow RLM04	71.078
ANA 615 Middlestone	Middlestone	71.031
ANA 616 Desert Sand	US Desert Sand	71.140
ANA 617 Dark Earth	US Field Drab	71.139
ANA 618 Dull Red	Cavalry Brown	70.982
ANA 619 Bright Red	Flat Red	70.957 + 70.510
ANA 620 Light Gull Grey	Light Gull Gray	71.121
ANA 621 Dark Gull Grey	Dark Gull Gray	71.277
ANA 622 Jet Black	Black	71.057 + 70.510
ANA 623 Glossy Sea Blue	Glossy Sea Blue	71.300
Aluminium	Aluminium	71.062
Bronze Green	Yellow Olive	71.013 + 70.522
Curtiss Brown (DuPont No. 71-009)	USAF Brown	71.125
Curtiss Green (DuPont No. 71-013)	US Forest Green	71.294
Curtiss Grey (DuPont No. 71-021)	USAAF Light Gray	71.296
Dark Dull Green	USAF Green	71.124
Grumman Grey	Light Gull Gray	71.121
M-485 Blue Gray	Faded P.R.U. Blue	71.109
M-495 Light Gray	M495 Light Gray	71.298
N. 41 Olive Drab	N.41 Dark Olive Drab	71.316
N. 42 Medium Green	USAF Green	71.124
N. 43 Neutral Grey	Neutral Gray	71.051
N. 47 Orange Yellow	Yellow RLM04	71.078
N. 49 Sand	US Desert Sand	71.140
Zinc Chromate Green	Green Zinc Chromate	71.094
Zinc Chromate Salmon (Vought F4U)	US Interior Yellow + Fire Red	71.107 + 71.084
Zinc Chromate Yellow	US Interior Yellow	71.107
Israel Air Force 1947 to present (IAF Colors)		
ANA 613 Olive Drab	USAF Olive Drab	71.016
ANA 623 Glossy Sea Blue	Glossy Sea Blue	71.300
Avia Green	Golden Olive	70.857
Black-Green	Black Green	71.018
Brown	USAF Brown	71.125
Brown	US Earth Brown	71.290
Dark Brown	BS Dark Earth	71.323
Dark Ghost Grey	Dark Ghost Grey	71.120
Dark Green	BS Dark Green	71.324

Oficial Name	Model Air Name	Ref.
Israel Air Force 1947 to present (IAF Colors)		
Dark Gull Gray	Dark Gull Gray	71.277
Dark Sea Blue	Grey Blue	71.005
Doped Silver	Aluminium	71.062
Earth Brown	USA Flat Brown	71.026
Green	Pale Green	71.095
Green	Green	71.329
Grey	Sky Grey	70.989
Identification Yellow	Yellow RLM04	71.078
Light Blue	Light Blue	71.306
Light Blue	Light Blue	71.328
Light Ghost Gray	USN Light Ghost Gray	70.615
Light Ghost Grey	USN Light Ghost Grey	70.615
Light Grey	Light Gull Gray	71.121
Light Mediterranean Blue	IDF Blue	71.113
Light Stone	UK Light Stone	71.143
Medium Brown	English Uniform	70.921
Medium Sea Grey	BS Medium Sea Grey	71.307
Middle Stone	Middle Stone	71.031
N. 43 Neutral Grey	Neutral Gray	71.051
Ocean Grey	Ocean Grey	71.273
Olive Drab	USA Olive Drab	71.043
Red Brown	Camouflage Pale Brown	71.035
Royal Sea Blue	Signal Blue	71.091
Sand	IAF Sand	71.327
Sky Green	Sky Type S	71.302
Sky Green	Sky Green	71.321
Stone-Yellow	Sand Yellow	71.028
Trainer Yellow	Deep Yellow	70.915
Uniform Green	Tank Crew	70.336
Yellow Identification "V"	Yellow Ochre	70.913
Imperial Japanese Army (IJA) Pre-War to WWII		
"AOTAKE" Translucent Green	"AOTAKE" Translucent Green	71.417
Aluminium	Aluminium	71.062
IJA Dark Beige	IJA Dark Beige	71.416
IJA Dark Green	IJA Dark Green	71.285
IJA Grey Green	IJA Grey Green	71.326
IJA Khaki Brown	IJA Khaki Brown	71.287
IJA Light Grey Green	Sky Green / IJA Light Grey Green	71.321
IJA Olive Green	IJA Olive Green	71.286
Imperial Japanese Navy (IJN) Pre-War to WWII		
"AOTAKE" Translucent Blue	"AOTAKE" Translucent Blue	71.419
IJN Ash Grey	IJN Ash Grey	71.311
IJN Black Green	IJN Black Green	71.322
IJN Dark Black Green	IJN Dark Black Green	71.325
IJN Deep Dark Green	IJN Deep Dark Green	71.310
IJN Medium Brown	IJN Medium Brown	71.418
IJN Medium Grey	IJN Medium Grey	71.312
Mitsubishi Interior Green	Interior Green	71.010
Luftwaffe WWII		
RLM 00 Wasserhell	Gloss Varnish	70.510
RLM 01 Silber	Silver RLM01	71.063
RLM 02 RLM Grau	Grey RLM02	71.044
RLM 04 Gelb	Yellow RLM04	71.078
RLM 05 Lasur	Ivoy RLM05	71.106
RLM 21 Weiss	White	71.001
RLM 22 Schwarz	Black	71.057
RLM 23 Rot	Red RLM23	71.003
RLM 24 Dunkelblau	Dark Blue RLM24	71.266
RLM 25 Hellgrün	Light Green RLM25	71.267
RLM 26 Braun	Brown RLM26	71.105
RLM 42 Grau	Dark Grey RLM42	71.123

WWII and Modern Aircraft Camouflage colors

Oficial Name	Model Air Name	Ref.
Luftwaffe WWII		
RLM 61 Dunkelbraun	Dark Brown RLM61	71.042
RLM 62 Grün	Green RLM62	71.104
RLM 63 Hellgrau/Grüngrau	Light Grey RLM63	71.260
RLM 65 Hellblau	Light Blue RLM65	71.255
RLM 66 Schwarzgrau	Black Grey RLM66	71.055
RLM 70 Schwarzgrün	Black Green RLM70	71.021
RLM 71 Dunkelgrün	Dark Green RLM71	71.015
RLM 72 Grün	Green RLM72	71.263
RLM 73 Grün	Green RLM73	71.256
RLM 74 Graugrün	Grey Green RLM74	71.258
RLM 75 Grauviolett	Grey Violet RLM75	71.259
RLM 76 Lichtblau	Light Blue RLM76	71.257
RLM 78 Hellblau	Light Blue RLM78	71.101
RLM 79 Sandgelb	Sand Yellow RLM79	71.278
RLM 80 Olivgrün	Olive Green RLM80	71.265
RLM 81 Braunviolett	Brown Violet RLM81	71.264
RLM 82 Hellgrün	Light Green RLM82	71.022
RLM 83 Dunkelgrün	Dark Green RLM83	71.011
RLM 84 Graublau	Grey Blue RLM84	71.103
France Armée de L'air Pre-War to 1945		
Aluminium Matt	Aluminium	71.062
Bleu	AMT-7 Greyish Blue	71.318
Bleu Interieur	Signal Blue	71.091
Brun Chocolate	US Earth Brown	71.290
Brun Mat	Armour Brown	71.041
Chamois Primer	Beige	70.917
Gris Bleu Clair	USAF Medium Gray	71.275
Gris Bleu Fonce	Dark Grey	71.110
Jaune	Yellow RLM04	71.078
Jaune Sahara	Sand Yellow	71.028
Khaki 1	US Olive Drab	71.043
Khaki 2	Yellow Olive	71.013
Noir	Black	71.057
Ombre Calcienne	Burnt Umber	71.040
Rouge	Dark Vermillion	70.947
Sienne Naturelle (Terre de Sienne)	Camouflage Pale Brown	71.035
Terre Fonce	US Field Drab	71.139
Vert	NATO Green	71.092
Vert Protectif	Gunship Green	71.014
Soviet Air Force VVS WWII		
3B (Dark Green)	3B Russian Green	71.281
4BO (Camouflage Green)	Russian Green 4BO	71.017
A-18F (Gloss Light Blue)	A-18F Light Blue	71.413
A-19F (Gloss Grass Green)	A-19F Grass Green	71.411
A-21M (Matt Light Yellowish Brown)	A-21 Light Yellowish Brown	71.415
A-24M (Matt Camouflage Green)	A-24M Camouflage Green	71.303
A-26M (Matt Black)	Black	71.057
A-28M (Matt Greyish Blue)	A-28M Greyish Blue	71.319
AE-14 (Light Blue)	Pale Blue	71.008
AEH-9 (Gloss Light Grey)	AEH-9 Light Grey	71.414
All (Semigloss Red)	Ferrari Red	71.085
All Aluminiovyi (All Aluminium)	Aluminium	71.062
All Svetlo goluboi (Gloss Light Blue)	All SV Gol Light Blue	71.317
All Zashchitnyi (Gloss Camoufl. Green)	All Zashchitnyi Camouflage Green	71.410
ALG-1 (Zinc-Chrome Yellowish)	Ivory RLM05	71.106
AMT-1 (Matt Light Greyish Brown)	AMT-1 Light Greyish Brown	71.320
AMT-11 (Matt Blue Grey)	AMT-11 Blue Grey	71.304
AMT-12 (Matt Dark Grey)	AMT-12 Dark Grey	71.308
AMT-4 (Matt Camouflage Green)	AMT-4 Camouflage Green	71.301
AMT-6 (Matt Black)	NATO Black	71.251
AMT-7 (Matt Greyish Blue)	AMT-7 Greyish Blue	71.318
Grey-Blue	VVS Grey Blue	71.412
MK-7 (Matt White)	White	71.001
MV-1 (Gloss Blue-Grey)	IDF Blue	71.113
"Zashchitnyi" (Khaki)	Zashchitnyi Khaki	71.409

Oficial Name	Model Air Name	Ref.
RAF-FAA WWII		
BS 101 No.1 Sky Blue "Duck Egg Blue"	No.1 Sky Blue "Duck Egg Blue"	71.404
BS 106 Dull Roundel Blue	Signal Blue	71.091
BS 210 Sky Type S	Sky Type S	71.302
BS 216 Eau de Nill "Duck Egg Green"	Eau de Nill "Duck Egg Green"	71.009
BS 241 Dark Green	BS Dark Green	71.324
BS 283 Interior Grey-Green	IDF/IAF Green	71.126
BS 356 Trainer Yellow/Identific. Yellow	Yellow RLM04	71.078
BS 361 Light Stone	UK Light Stone	71.143
BS 362 Middle Stone	Middle Stone	71.031
BS 435 Dull Roundel Red	Rust	71.080
BS 450 Dark Earth	BS Dark Earth	71.323
BS 538 Insignia Red	Fire Red	71.084
BS 629 Ocean Grey	Ocean Grey	71.273
BS 634 Dark Slate Grey	Dark Slate Grey	71.309
BS 636 P.R.U. Blue	Faded P.R.U. Blue	71.109
BS 637 Medium Sea Grey	BS Medium Sea Grey	71.307
BS 638 Dark Sea Grey	BS Dark Sea Grey	71.405
BS 639 Light Slate Grey	Light Slate Grey	71.406
BS 640 Extra Dark Sea Grey	US Dark Gray	71.110
BS 642 Night Black	Black	71.057
Aluminium	Aluminium	71.062
Azure Blue	UK Azure Blue	71.108
Dark Mediterranean Blue	Dark Mediterranean Blue	71.313+70.510
Deep Sky	Deep Sky	71.090
Extra Dark Sea Green	USAF Green	71.124
Interior Grey-Green (variante)	Pale Green	71.095
Interior Grey-Green (variante)	Interior Grey-Green	71.305
Light Earth	US Earth Yellow	71.291
Light Green	Light Green	71.403
Light Mediterranean Blue	IDF Blue	71.113
P.R.U. Pink	PRU Pink	71.408
Sky Blue	Sky Blue	71.306
Sky Grey	Sky Grey	71.407
White/Insignia White	Insignia White	71.279
Italy Regia Aeronautica Pre-War to 1945		
Alluminiata	Aluminium	71.062
Azzurro 11	Deep Sky	71.090
Bianco Avorio 5	Skin Tone + White	71.076 + 71.001
Bianco Neve 6	White	71.001
Bruno 10	Hull Red	71.039
Bruno Mimetico	USA Flat Brown	71.026
Giallo Cromo 7	Flat Yellow	70.953
Giallo Mimetico 1	Yellow Ochre + White	70.913 + 70.951
Giallo Mimetico 2	US Interior Yellow + Black	71.107 + 71.057
Giallo Mimetico 3	Yellow Ochre	70.913
Giallo Mimetico 4	Middle Stone	71.031
Grigio Azzurro Chiaro 1	M495 Light Gray + White	71.298 + 71.001
Grigio Azzurro Scuro 3	Medium Gunship Gray	71.097
Grigio Mimetico	USAF Medium Gray + White	71.275 + 71.001
Marrone Mimetico 1	Cavalry Brown	70.982
Marrone Mimetico 2	US Field Drab	71.139
Marrone Mimetico 53193	Camouflage Pale Brown	71.035
Nero Opaco 12	Black	71.057
Nocciola Chiaro 4	USAF Brown	71.125
Rosso 8	Fire Red	71.084
Verde 9	Black Green	70.980
Verde Anticorrosione 1	Interior Grey Green + White	71.305 + 71.001
Verde Anticorrosione 2	IDF/IAF Green + White	71.126 + 71.001
Verde Mimetico 1	US Light Green + White	71.137 + 71.001
Verde Mimetico 2	USAF Green	71.124
Verde Mimetico 3	US Dark Green	71.289
Verde Mimetico 53192	IDF/IAF Green	71.126
Verde Oliva Scuro 2	Yellow Olive	71.013
Verde Prato Anticorrosione	Light Green	71.403

WWII and Modern Aircraft Camouflage colors

Oficial Name	Model Air Name	Ref.
Soviet/Russian AF Colors post WWII to present "Cold War" Silver Darts		
Aluminium	Aluminium	71.062
Silver	Silver RLM01	71.063
Chrome	Chrome	71.064
Steel	Steel	71.065
Gun Metal	Gunmetal	71.072
Black	Black	71.073
A-14 Steel Grey	A-14 Steel Grey	71.336
Cockpit Emerald Green "Faded"	Cockpit Emerald Green "Faded"	71.331
Soviet/Russian AF Colors post WWII to present Scheme "Tactical" (Part 1) 1960-2000		
Dark Green	Russian AF Dark Green	71.347
Golden/Reddish Brown	Golden Brown	71.032
Dark Brown (1)	Dark Brown RLM61	71.042
Sand (1)	Camouflage Pale Brown	71.035
Beige (1)	Sand Beige	71.244
Green (3)	US Light Green	71.137
Underside Blue "Faded"	Underside Blue "Faded"	71.332
Light Gray (2)	Dark Gull Gray	71.277
Soviet/Russian AF Colors post WWII to present Scheme "Tactical" (Part 2) 1978-1989		
Beige (1)	Sand Beige	71.244
Sand (2)	Yellow Brown	71.246
Brown (1)	Camouflage Medium Brown	71.038
Green Ochre	Ochre	71.081
Green (3)	US Light Green	71.137
Dark Green	Russian AF Dark Green	71.347
Underside Blue "Faded"	Underside Blue "Faded"	71.332
Underside Gray Blue	Pale Blue Grey	71.046
Soviet/Russian AF Colors post WWII to present MiG-21 "Fishbed"		
Yellow Sand	UK Light Stone	71.143
Beige (1)	Sand Beige	71.244
Dark Green	Russian AF Dark Green	71.347
Green (3)	US Light Green	71.137
Green Ochre	Ochre	71.081
Golden/Reddish Brown	Golden Brown	71.032
Underside Blue "Faded"	Underside Blue "Faded"	71.332
Underside Gray Blue	Pale Blue Grey	71.046
Soviet/Russian AF Colors post WWII to present MiG-23 "Flogger"		
Beige (1)	Sand Beige	71.244
Sand (2)	Yellow Brown	71.246
Dark Green	Russian AF Dark Green	71.347
Green Ochre	Ochre	71.081
Gray (3)	Russian AF Grey N.3	71.339
Dark Gray Blue (1)	Engine Gray	71.048
Light Gray Blue (1)	Light Blue	71.328
Underside Gray Blue	Pale Blue Grey	71.046
Soviet/Russian AF Colors post WWII to present MiG-29 "Fulcrum"		
Gray Green	Grey Green	71.340
Green (3)	US Light Green	71.137
Light Gray (2)	Dark Gull Gray	71.277
Light Gray Blue (1)	Light Blue	71.328
Dark Gray (1)	Neutral Gray	71.051
Off-White	White Grey	71.119
Gray (4)	Russian AF Grey N.4	71.346
Blue (4)	Sky Blue	71.306
Soviet/Russian AF Colors post WWII to present Sukhoi Su-7/17 "Fitter"		
Beige (1)	Sand Beige	71.244
Dark Green	Russian AF Dark Green	71.347
Brown (1)	Camouflage Medium Brown	71.038
Sand (2)	Yellow Brown	71.246
Golden/Reddish Brown	Golden Brown	71.032
Green Gray	Green Grey	71.341
Underside Gray Blue	Pale Blue Grey	71.046
Underside Blue "Faded"	Underside Blue "Faded"	71.332

Oficial Name	Model Air Name	Ref.
Soviet/Russian AF Colors post WWII to present Sukhoi Su-25/39 "Frogfoot"		
Yellow Sand	UK Light Stone	71.143
Beige (2)	Sand Yellow	71.028
Dark Brown (2)	6K Russian Brown	71.282
Green Gray	Green Grey	71.341
Underside Gray Blue	Pale Blue Grey	71.046
Light Blue (1)	Russian AF Light Blue	71.342
Dark Gray "Eggplant"	Sea Grey	71.049
Blue (4)	Sky Blue	71.306
Soviet/Russian AF Colors post WWII to present Sukhoi Su-27 "Flanker"		
Flanker Light Blue	Flanker Light Blue	71.334
Flanker Light Gray	Flanker Light Gray	71.335
Flanker Blue	Flanker Blue	71.337
Gray Protective Coat	Russian AF Grey Protective Coat	71.344
Gray (7)	Russian AF Grey N.7	71.343
Gray (8)	Russian AF Grey N.8	71.345
Blue (1)	Russian AF Blue	71.333
Blue (2)	All SV. Gol Light Blue	71.317
Soviet/Russian AF Colors post WWII to present Combat Helicopters		
Beige (1)	Sand Beige	71.244
Olive Green	Light Olive	71.247
Light Olive Green	Hemp	71.023
Green (2)	Medium Olive	71.092
Gray (1)	M495 Light Gray	71.298
Dark Gray "Eggplant"	Sea Grey	71.049
Underside Blue "Faded"	Underside Blue "Faded"	71.332
Gray Blue (2)	Russian AF Grey Blue	71.338
Aircraft Colors MiG-23 "Flogger"		
Yellow Sand	UK Light Stone	71.143
Green (3)	US Light Green	71.137
Sand (1)	Camouflage Pale Brown	71.035
Underside Blue "Faded"	Underside Blue "Faded"	71.332
Aircraft Colors Su-17M3UM "Fitter"		
Golden/Reddish Brown	Golden Brown	71.032
Green (3)	US Light Green	71.137
Dark Brown (1)	Dark Brown RLM61	71.042
Underside Gray Blue	Pale Blue Grey	71.046
Aircraft Colors Sukhoi PAK FA T-50		
Light Gray Blue	Light Blue	71.328
Gray Blue (5)	Engine Gray	71.120
Dark Gray Blue (1)	Dark Ghost Gray	71.048
Radome Grey	Aggressor Gray	71.274
Aircraft Colors Sukhoi Su-24 "Fencer"		
Gray (3)	Russian AF Grey N.3	71.339
White	White	71.001
Radome White	Ivory	70.918
Cockpit Gray	IJN Deep Dark Green+White	71.310+71.001
Aircraft Colors Sukhoi Su-27 "Russian Knights"		
White "Russian Knights"	White	71.001
Blue "Russian Knights"	Blue+White	71.004+71.001
Dark Blue "Russian Knights"	Dark Blue RLM24	71.266
Red "Russian Knights"	Red RLM23	71.003
Aircraft Colors Sukhoi Su-33 "Flanker-D"		
Pale Blue (3)	Light Blue RLM76+White	71.257+71.001
Light Blue (3)	Deep Sky Blue	70.844
Dark Gray-Blue (2)	USAF Light Blue	71.111
Cockpit Gray-Blue	Faded P.R.U. Blue	71.109
Aircraft Colors Sukhoi Sukhoi Su-34 "Fullback"		
Bright Blue (1)	Light Sea Blue+White	71.089+71.001
Bright Blue (2)	Blue Green	70.808
Turquoise	Emerald	70.838
Cockpit Gray-Blue	Faded P.R.U. Blue	71.109
Aircraft Colors Sukhoi Sukhoi Su-35 "Flanker-E"		
Pale Sand	Buff	70.976
Dark Brown (2)	6K Russian Brown	71.282
Green-Gray	Green Grey	71.341
Light Gray (1)	Light Gull Gray	71.121

WWII and Modern Aircraft Camouflage colors

Oficial Name	Model Air Name	Ref.	FS
USAF & US Navy post WWII to present			
ANA 501 Douglas 9431 Blue	French Blue	71.088 + 70.510	15102
ANA 502 Blue Thunderbirds	Signal Blue	71.091 + 70.510	15044
ANA 509 Red Thunderbirds	Flat Red	70.957 + 70.510	11136
ANA 511 Glossy Insignia White	Insignia White	71.279 + 70.510	17875
ANA 512 Aircraft Gray	Flanker Light Gray	71.335	36473
ANA 601 Non Specular Insignia White	Insignia White	71.279	37875
ANA 603 Medium Gunship Gray	Medium Gunship Gray	71.097	36118
ANA 604 Non Specular Black	Black	71.057	37038
ANA 607 Non Specular Sea Blue	USN Sea Blue	71.295	35042
ANA 608 Intermediate Blue / Navy Blue 212	Intermediate Blue	71.299	35164
ANA 612 Gunship Green	USAF Green	71.124	34092
ANA 615 Middlestone	Middlestone	71.031	30266
ANA 616 Desert Sand	US Desert Sand	71.140	30279
ANA 617 Field Drab	US Field Drab	71.139	30118
ANA 620 Glossy Gull Gray	Light Gull Gray	71.121 + 70.510	16440
ANA 620 Non Specular Gull Gray	Light Gull Gray	71.121	36440
ANA 621 Dark Gull Gray	Dark Gull Gray	71.277	36231
ANA 623 Glossy Sea Blue	Glossy Sea Blue	71.300	15042
ANA 625 Dark Gunship Gray / European I Grey	Seaplane Gray	71.314	36081
ANA 628 Sierra Tan	USAF Brown	71.125	30219
ANA 631 Dark Green/Army Forest Green	US Forest Green	71.294	34079
Aggressor Gray	Aggressor Gray	71.274	36251
Air Superiority Blue	Underside Blue "Faded"	71.332	35450
Aluminium	Aluminium	71.062	
Brown Olympic Russet	Rust	71.080	30111
Camouflage Gray	USAAF Light Gray	71.296	36622
Dark Compass Ghost Grey	Dark Ghost Grey	71.120	36320
Dark Green	US Loam	71.292	34086
Duck Egg Blue	Light Blue	71.328	35622
Green	Green	71.329	34159
Gris Camuflaje	Camouflage Gray	71.280	36170
Light Blue International	USAF Light Blue	71.111	35109
Light Compass Ghost Grey	USN Light Ghost Grey	70.615	36375
Light Grey	USAF Light Gray	71.276	36495
Light Oran. Yellow	US Interior Yellow	71.107	
Marine Corps Green	Yellow Olive	71.013	34052
Médium Gray (Neutral Gray)	USAF Medium Gray	71.275	36270
Medium Green	US Dark Green	71.289	34102
Medium Grey	Medium Gray	71.114	35237
NATO Black	NATO Black	71.251	37030
Brown	Camouflage Pale Brown	71.035	30140
Neutral Gray	Neutral Gray	71.051	36173
Ocean Grey	Ocean Grey	71.273	36176
Olive	Interior Green	71.010	34098
Pale Green	Pale Blue	71.008	35414
Pale Yellow Pink/Sand	Desert Tan	70.613	33717
Radome Tan	Beige	71.074	33695
Sand	IAF Sand	71.327	33531
Sand Brown	US Sand	71.138	30277
Tan Green	Hemp	71.023	34201
Yellow Sand (Tan)	USAF Tan	71.348	30400
USAF & US NAVY post WWII (Aluminium/Natural Metal)			
Aluminium	Aluminium	71.062	
Aluminium	Aluminium (Metal Color)	77.701	
ANA 604 Non Specular Black	Black	71.057	37038
ANA 601 Non Specular Insignia White	Insignia White	71.279	37875
USAF & US NAVY post WWII to present (South East Asia - SEA)			
ANA 628 Sierra Tan	USAF Brown	71.125	30219
ANA 631 Dark Green/Army Forest Green	US Forest Green	71.294	34079
Medium Green	US Dark Green	71.289	34102
Camouflage Gray	USAAF Light Gray	71.296	36622
USAF & US NAVY post WWII to present (Vietnam SWA "Asia Minor")			
Yellow Sand (Tan)	USAF Tan	71.348	30400
ANA 631 Dark Green/Army Forest Green	US Forest Green	71.294	34079
Brown	Camouflage Pale Brown	71.035	30140
Camouflage Gray	USAAF Light Gray	71.296	36622

Oficial Name	Model Air Name	Ref.	FS
USAF & US NAVY post WWII to present (Strategic Air Command "SAC" Vol. 1)			
Tan Green	Hemp	71.023	34201
ANA 631 Dark Green/Army Forest Green	US Forest Green	71.294	34079
Green	Green	71.329	34159
ANA 604 Non Specular Black	Black	71.057	37038
ANA 601 Non Specular Insignia White	Insignia White	71.279	37875
USAF & US NAVY post WWII to present (Strategic Air Command "SAC" Vol. 2)			
ANA 625 Dark Gunship Gray / European I Grey	Seaplane Gray	71.314	36081
Dark Green	US Loam	71.292	34086
ANA 603 Medium Gunship Gray	Medium Gunship Gray	71.097	36118
USAF & US NAVY post WWII to present (Aerospace Defence Command "ADCOM" 1968)			
ANA 512 Aircraft Gray	Flanker Light Gray	71.335	36473
USAF & US NAVY post WWII to present (Air Superiority Blue 1974)			
Air Superiority Blue	Underside Blue "Faded"	71.332	35450
USAF & US NAVY post WWII to present (F-15 Compass Ghost Gray from 1973 to present)			
Dark Compass Ghost Grey	Dark Ghost Grey	71.120	36320
Light Compass Ghost Grey	USN Light Ghost Grey	70.615	36375
USAF & US NAVY post WWII to present (Mod Eagle - Finales 80's)			
Ocean Grey	Ocean Grey	71.273	36176
Aggressor Gray	Aggressor Gray	71.274	36251
USAF & US NAVY post WWII to present (F-18, F-22, F-35, etc., Compass Ghost Gray)			
Dark Compass Ghost Grey	Dark Ghost Grey	71.120	36320
Light Compass Ghost Grey	USN Light Ghost Grey	70.615	36375
Light Grey	USAF Light Gray	71.276	36495
Medium Grey	Medium Gray	71.114	35237
Radome Tan	Beige	71.074	33798
USAF & US NAVY post WWII to present (Ferris 1977)			
Dark Compass Ghost Grey	Dark Ghost Grey	71.120	36320
ANA 621 Dark Gull Gray	Dark Gull Gray	71.277	36231
ANA 620 Non Specular Gull Gray	Light Gull Gray	71.121	36440
Camouflage Gray	USAAF Light Gray	71.296	36622
ANA 603 Medium Gunship Gray	Medium Gunship Gray	71.097	36118
USAF & US NAVY post WWII to present (A-10A Prototype YA-10A - 1972/1974)			
ANA 512 Aircraft Gray	Flanker Light Gray	71.335	36473
ANA 603 Medium Gunship Gray	Medium Gunship Gray	71.097	36118
USAF & US NAVY post WWII to present (A-10A Pre-production 1975)			
ANA 603 Medium Gunship Gray	Medium Gunship Gray	71.097	36118
Dark Compass Ghost Grey	Dark Ghost Grey	71.120	36320
Sand Brown	US Sand	71.138	30277
ANA 604 Non Specular Black	Black	71.057	37038
ANA 601 Non Specular Insignia White	Insignia White	71.279	37875
USAF & US NAVY post WWII to present (Base Color A-10A Serial Number 75-0258/72-0262)			
Light Compass Ghost Grey	USN Light Ghost Grey	70.615	36375
USAF & US NAVY post WWII to present (A-10A - Snow Scheme)			
ANA 601 Non Specular Insignia White	Insignia White	71.279	37875
ANA 612 Gunship Green	USAF Green	71.124	34092
ANA 625 Dark Gunship Gray / European I Grey	Seaplane Gray	71.314	36081
USAF & US NAVY post WWII to present (A-10A - Flipper Scheme)			
Light Grey	USAF Light Gray	71.276	36495
Medium Gray (Neutral Gray)	USAF Medium Gray	71.275	36270
ANA 625 Dark Gunship Gray / European I Grey	Seaplane Gray	71.314	36081
USAF & US NAVY post WWII to present (A-10A - Peanut Scheme)			
ANA 615 Middlestone	Middlestone	71.031	30266
Yellow Sand (Tan)	USAF Tan	71.348	30400
Brown	Camouflage Pale Brown	71.035	30140
USAF & US NAVY post WWII to present (A-10A - Ghost Scheme)			
Dark Compass Ghost Grey	Dark Ghost Grey	71.120	36320
Light Compass Ghost Grey	USN Light Ghost Grey	70.615	36375
ANA 603 Medium Gunship Gray	Medium Gunship Gray	71.097	36118
USAF & US NAVY post WWII to present (A-10A - Chacoal Lizzard Scheme)			
ANA 603 Medium Gunship Gray	Medium Gunship Gray	71.097	36118
Medium Green	US Dark Green	71.289	34102
ANA 612 Gunship Green	USAF Green	71.124	34092
ANA 621 Dark Gull Gray	Dark Gull Gray	71.277	36231

WWII and Modern Aircraft Camouflage colors

Oficial Name	Model Air Name	Ref.	FS
USAF & US NAVY post WWII to present (A-10A - Asymetrical 1976 Scheme)			
Médium Gray (Neutral Gray)	USAF Medium Gray	71.275	36270
Light Grey	Grey Blue RLM84	71.103	36559
USAF & US NAVY post WWII to present (A-10A - False Canopy Scheme)			
Médium Gray (Neutral Gray)	USAF Medium Gray	71.275	36270
Light Grey	Grey Blue RLM84	71.103	36559
ANA 603 Medium Gunship Gray	Medium Gunship Gray	71.097	36118
USAF & US NAVY post WWII to present - Scheme Number 1 (A-10A Joint Attack Weapons System "JAWS" 1977)			
Sand Brown (Base Color)	US Sand	71.138	30277
ANA 617 Field Drab	US Field Drab	71.139	30118
ANA 612 Gunship Green	USAF Green	71.124	34092
Medium Green	US Dark Green	71.289	34102
USAF & US NAVY post WWII to present - Scheme Number 2 (A-10A Joint Attack Weapons System "JAWS" 1977)			
ANA 621 Dark Gull Gray (Base Color)	Dark Gull Gray	71.277	36231
ANA 617 Field Drab	US Field Drab	71.139	30118
ANA 612 Gunship Green	USAF Green	71.124	34092
Medium Green	US Dark Green	71.289	34102
USAF & US NAVY post WWII to present - Scheme Number 3 (A-10A Joint Attack Weapons System "JAWS" 1977)			
Medium Green (Base Color)	US Dark Green	71.289	34102
ANA 617 Field Drab	US Field Drab	71.139	30118
Sand Brown	US Sand	71.138	30277
ANA 612 Gunship Green	USAF Green	71.124	34092
ANA 621 Dark Gull Gray	Dark Gull Gray	71.277	36231
USAF & US NAVY post WWII to present (European I)			
ANA 625 Dark Gunship Gray / European I Grey	Seaplane Gray	71.314	36081
ANA 631 Dark Green/Army Forest Green	US Forest Green	71.294	34079
Medium Green	US Dark Green	71.289	34102
ANA 612 Gunship Green	USAF Green	71.124	34092
USAF & US NAVY post WWII to present (Egypt I)			
ANA 603 Medium Gunship Gray	Medium Gunship Gray	71.097	36118
Médium Gray (Neutral Gray)	USAF Medium Gray	71.275	36270
Light Compass Ghost Grey	USN Light Ghost Grey	70.615	36375
Dark Compass Ghost Grey	Dark Ghost Grey	71.120	36320
USAF & US NAVY post WWII to present (Wraparound "SEA" 1981)			
ANA 628 Sierra Tan	USAF Brown	71.125	30219
ANA 631 Dark Green/Army Forest Green	US Forest Green	71.294	34079
Medium Green	US Dark Green	71.289	34102
USAF & US NAVY post WWII to present (Wraparound "ANG" 1-1986)			
ANA 631 Dark Green/Army Forest Green	US Forest Green	71.294	34079
ANA 625 Dark Gunship Gray / European I Grey	Seaplane Gray	71.314	36081
ANA 604 Non Specular Black	Black	71.057	37038
USAF & US NAVY post WWII to present (Wraparound "ANG" 2-1990)			
ANA 603 Medium Gunship Gray	Medium Gunship Gray	71.097	36118
Medium Gray (Neutral Gray)	USAF Medium Gray	71.275	36270
ANA 604 Non Specular Black	Black	71.057	37038
USAF & US NAVY post WWII to present (Hill)			
ANA 603 Medium Gunship Gray	Medium Gunship Gray	71.097	36118
Médium Gray (Neutral Gray)	USAF Medium Gray	71.275	36270
Light Compass Ghost Grey	USN Light Ghost Grey	70.615	36375
USAF & US NAVY post WWII to present (Tactical Air Command "TAC" 1981 & 1991)			
ANA 604 Non Specular Black	Black	71.057	37038
ANA 603 Medium Gunship Gray	Medium Gunship Gray	71.097	36118
USAF & US NAVY post WWII to present (Air Mobility Command "AMC" 80's)			
ANA 601 Non Specular Insignia White	Insignia White	71.279	37875
Camouflage Gray	USAAF Light Gray	71.296	36622
ANA 501 Douglas 9431 Blue	French Blue	71.088 + 70.510	15102
USAF & US NAVY post WWII to present (Air Mobility Command "AMC" Medio 80's)			
ANA 625 Dark Gunship Gray / European I Grey	Seaplane Gray	71.314	36081
Camouflage Gray	USAAF Light Gray	71.296	36622
USAF & US NAVY post WWII to present (Air Mobility Command "AMC" 1991)			
Neutral Gray	Neutral Gray	71.051	36173

Oficial Name	Model Air Name	Ref.	FS
Aggressor Schemes (USAF & US Navy post WWII to present)			
Grape			
Pale Green	Pale Blue	71.008	35414
Light Blue International	USAF Light Blue	71.111	35109
ANA 608 Intermediate Blue / Navy Blue 212	Intermediate Blue	71.299	35164
Duck Egg Blue	Light Blue	71.328	35622
Old Lizard			
ANA 617 Field Drab	US Field Drab	71.139	30118
Sand	IAF Sand	71.327	33531
Grey 2			
ANA 512 Aircraft Gray	Flanker Light Gray	71.335	36473
Pumpkin			
Light Orange Yellow	Beige	71.074	33695
Olive	Interior Green	71.010	34098
Camouflage Gray	USAAF Light Gray	71.296	36622
Silver			
Aluminium	Aluminium	71.062	
Aluminium	Aluminium (Metal Color)	77.701	
VNAF/Gomer			
ANA 628 Sierra Tan	USAF Brown	71.125	30219
ANA 631 Dark Green/Army Forest Green	US Forest Green	71.294	34079
Medium Green	US Dark Green	71.289	34102
Camouflage Gray	USAAF Light Gray	71.296	36622
Frog			
Brown Olympic Russet	Rust	71.080	30111
Pale Yellow Pink / Sand	Desert Tan	70.613	33717
Marine Corps Green	Yellow Olive	71.013	34052
Duck Egg Blue	Light Blue	71.328	35622
Old Blue			
Pale Green	Pale Blue	71.008	35414
Light Blue International	USAF Light Blue	71.111	35109
ANA 608 Intermediate Blue / Navy Blue 212	Intermediate Blue	71.299	35164
Duck Egg Blue	Light Blue	71.328	35622
New Blue			
Pale Green	Pale Blue	71.008	35414
Light Blue International	USAF Light Blue	71.111	35109
ANA 608 Intermediate Blue / Navy Blue 212	Intermediate Blue	71.299	35164
Flogger 1			
Yellow Sand (Tan)	USAF Tan	71.348	30400
Brown	Camouflage Pale Brown	71.035	30140
ANA 631 Dark Green/Army Forest Green	US Forest Green	71.294	34079
Blue Flanker			
Air Superiority Blue	Underside Blue "Faded"	71.332	35450
Médium Gray (Neutral Gray)	USAF Medium Gray	71.275	36270
Light Blue International	USAF Light Blue	71.111	35109
Lizard Flanker			
ANA 616 Desert Sand	US Desert Sand	71.140	30279
Brown	Camouflage Pale Brown	71.035	30140
ANA 631 Dark Green/Army Forest Green	US Forest Green	71.294	34079
Desert Fulcrum			
Brown	Camouflage Pale Brown	71.035	30140
ANA 616 Desert Sand	US Desert Sand	71.140	30279
Médium Gray (Neutral Gray)	USAF Medium Gray	71.275	36270
Flogger 2			
Yellow Sand (Tan)	USAF Tan	71.348	30400
Brown	Camouflage Pale Brown	71.035	30140
ANA 631 Dark Green/Army Forest Green	US Forest Green	71.294	34079
Médium Gray (Neutral Gray)	USAF Medium Gray	71.275	36270
MiG-29			
ANA 608 Intermediate Blue / Navy Blue 212	Intermediate Blue	71.299	35164
Light Grey	USAF Light Gray	71.276	36495
Médium Gray (Neutral Gray)	USAF Medium Gray	71.275	36270

WWII and Modern Aircraft Camouflage colors

Oficial Name	Model Air Name	Ref.	FS
USAF & US Navy post WWII to present (Thunderbirds)			
Aluminium	Aluminium	71.062	
Aluminium	Aluminium (Metal Color)	77.701	
ANA 601 Non Specular Insignia White	Insignia White	71.279	37875
ANA 509 Red Thunderbirds	Flat Red	70.957 + 70.510	11136
ANA 502 Blue Thunderbirds	Signal Blue	71.091 + 70.510	15044
USAF & US Navy Helicopters UH-1N, CH-53, CH-46, AH-1			
Light Ghost Grey	USN Light Ghost Grey	70.615	36.375
Medium Grey	Medium Gray	71.114	35.237

Oficial Name	Model Air Name	Ref.	FS
USAF & US Navy Helicopters CH-53			
Light Grey	Light Gull Gray	71.121 + 70.510	36.440
USAF & US Navy Helicopters CH-46			
ANA 603 Medium Gunship Gray	Medium Gunship Gray	71.097	36.118
USAF & US Navy Helicopters MV-22 Osprey			
Light Ghost Grey	USN Light Ghost Grey	70.615	36.375
Gray Blue (5)	Engine Gray	71.120	36.320
Medium Grey	Medium Gray	71.114	35.237

List of WWI, WWII and Modern AFV Camouflage colors based on official documentation

RAL	Oficial Name	Model Air Name	Ref.
Wehrmacht Heer 1939-1945			
1001	Elfenbein	Ivory	71.075
1006	Gelb	Yellow Ochre	71.033
3000	Rot	Red	71.269
6003	Olivgrün	Medium Olive	71.092
6006	Feldgrau	German Grey	71.268
6007	Grün	Camouflage Dark Green	71.019
7008	Graugrün	Camouflage Grey Green	71.116
7016	Blaugrau	Blue Grey	71.115
7021	Dunkelgrau	Panzer Dark Grey	71.056
7027	Grau	Camouflage Grey	71.118
7028	Dunkelgelb	Dark Yellow	71.025
8000	Gelbbraun	German Green Brown	71.272
8012	Rot (Rotbraun)	German Red Brown	71.271
8017	Rotbraun	Armour Brown	71.041
8020	Braun	Camouflage Brown	71.117
9001	Weiß	Off-White	71.270
9002	Weiß	White Grey	71.119
9005	Schwarz	Black	71.057

Oficial Name	Model Air Name	Ref.	FS
USA WWII (EUROPE PACIFIC)			
Black	Black	71.057	37038
Dark Green	US Dark Green	71.289	34102
Desert Sand	US Desert Sand	71.140	30279
Earth Brown	US Earth Brown	71.290	30099
Earth Red	US Earth Red	71.293	30117
Earth Yellow	US Earth Yellow	71.291	30257
Forest Green	US Forest Green	71.294	34079
Light Green	US Light Green	71.137	34151
Loam	US Loam	71.292	34086
Olive Drab	US Olive Drab	71.043	34087
Sand	US Sand	71.138	30277
Field Drab	US Field Drab	71.139	30118
White	Insignia White	71.279	37875

Oficial Name	Model Air Name	Ref.
Early German Camo Colors FA		
Nº 3 Feldgrau	German Grey	71.268
Nº 17 Erdgelb	Nº 17 Earth Yellow	71.420
Nº 18 Braun Matt	Camouflage Medium Brown	71.038
Nº 28 Grün	Grün	71.019
Nº 45 Dunkelbraun	Armour Brown	71.042
British Army Colors 1936-1945 in the UK, France and N.W. Europe		
Dark Green G4	Yellow Olive	71.013
Khaki Green Num. 3	Khaki Green Num. 3	71.330
Ligth Green G5	Russian Green 4BO	71.017
Nobel's Dark Tarmac Num. 4	Grey Blue	71.005
SCC Num. 1A Very Dark Brown	Dark Brown	71.042
SCC Num. 2 Brown	Camouflage Pale Brown	71.035
SCC Num. 7 Green Olive Green	Dark Green	71.012
SCC Num. 14 Blueblack	Dark Grey Blue	71.054
SCC Num. 15 Olive Drab	USAF Olive Drab	71.016
Deep Bronce Green No. 24	UK Bronze Green	70.607
UK British Italy 1943-1945		
Dark Olive Green	Dark Green	71.289
Ligth Mud	UK Light Mud	71.284
SCC Num. 1A Very Dark Brown	Dark Brown	71.042
SCC Num. 2 Brown	Camouflage Pale Brown	71.035
SCC Num. 14 Blueblack	Dark Grey Blue	71.054
SCC Num. 15 Olive Drab	USAF Olive Drab	71.016
British Caunter Scheme 40-41		
BSC Num. 28 Silver Grey	UK BSC 28 Silver Grey	71.401
BSC Num. 34 Slate	Dark Green	71.012
BSC Num. 49 Light Purple Brown	UK BSC 49 Light Purple Brown	71.402
BSC Num. 61 Light Stone	UK Light Stone	71.143
BSC Num. 64 Portland Stone	UK BSC 64 Portland Stone	71.288
Khaki Green Num. 3	Khaki Green Num. 3	71.330
UK Alamein Africa 42-43		
BSC Num. 34 Slate	Dark Green	71.289
BSC Num. 61 Ligth Stone	UK Light Stone	71.143
Dark Olive Green	Armour Green	71.011
Desert Pink ZI	UK Desert Pink	71.400
SCC Num. 1A Very Dark Brown	Dark Brown	71.042
SCC Num. 14 Blueblack	Dark Grey Blue	71.054

WWI, WWII and Modern AFV Camouflage colors

Oficial Name	Model Air Name	Ref.
URSS WWII		
3B Alkidno Uretanovaya	3B Russian Green	71.281
6K	Russian Brown 6K	71.282
7K	Russian Tan 7K	71.283
4BO	Russian Green 4BO	71.017
White B	White Grey	71.119
6RP	Black	71.057
Protective Green	Dark Green	71.012
4BO	Russian Green 4BO Primer	70.609
IJA WWII		
Cha Iro 1937-1942	Pale Brown Camo	71.035
Earth Brown 1937-1942	Earth Brown 1937-1942	71.136
Midori Iro 1937-1942	Blue Green	71.134
Tutikusa Iro 1937-1942	Earth Green	70.611
Karekusa Iro 1942-1945	Parched Grass	70.610
Ki Iro 1937-1942	Yellow Chrome	71.135
Kusa Iro 1942-1945	Field Green	71.093
Tochi Iro 1942-1945	Black Brown Camo	71.042
IJN Blue Grey	Medium Grey	71.114
Regio Esercito – Italy WWII		
Giallo Sabbia Chiaro	Marrón Radome	71.074
Giallo Sabbia Scuro	Amarillo Arena	71.028
Grigio Verde Chiaro	Grey	71.103
Grigio Verde Scuro	Ligth Grey Green	71.044
Rosso Ruggine	Fire Red	71.084
Verde Scuro	Dark Green	71.012
Armée 1937-1945 – Francia WWII		
Noir	Black	71.057
Brun	Mud Brown	71.037
Vert Olive	Olive Grey	71.096
Vert Claire	Light Green	71.006
Ocre Jaune	Beige	71.074
British Berlin Brigade		
RAL9010 White	White	71.001
RAL7031 Blue Grey	Grey	71.047
RAL8025 Brown	Camouflage Pale Brown	71.035
Modern Russian Colors		
Russian Green Base	Gunship Green	71.014
Protective Green	Black Green	71.018
Modern Khaki Green	Green Brown	71.020
Modern Dark Green	Dark Green	71.012
Modern Light Green	Green Zinc	71.094
Modern Grey Green	Cement Grey	71.045
Base Pale Cream	Aged White	71.132
Base Pale Sand	Sand Beige	71.244
Sand Yellow	Yellow Brown	71.246
Mustard	Ivory	71.106
Orange Brown	Sand Brown	71.034
Red Brown	Hull Red	71.039
Black	Black	71.057
IDF Colors		
Olive Drab Sinai War 56	US Olive Drab	71.043
Sand Grey 67-73 Six Days War	IDF Gris Arena Israelí	70.614
Sand Grey 73 Yom Kippur	IDF Sand Grey 73	71.141
Sinai Grey 82	IDF Sinai Grey 82	71.142
Modern Era Camo Beige	Tan Green	71.023
USA (Vietnam 68-73)		
Earth Brown	US Earth Brown	71.290
Earth Yellow	US Earth Yellow	71.291
Fieldrab	US Field Drab	71.139
Olive Drab	US Olive Drab	71.043

Oficial Name	Model Air Name	Ref.	FS
USA MERDC			
Black	Black	71.057	37038
Dark Green	US Dark Green	71.289	34102
Desert Sand	US Desert Sand	71.140	30279
Earth Brown	US Earth Brown	71.290	30099
Earth Red	US Earth Red	71.293	30117
Earth Yellow	US Earth Yellow	71.291	30257
Field Drab	US Field Drab	71.139	30118
Forest Green	US Forest Green	71.294	34079
Insignia White	Insignia White	71.279	37875
Ligth Green	US Ligth Green	71.137	34151
Olive Drab	US Olive Drab	71.043	34087
Sand	Sand	71.138	30277

Oficial Name	Model Air Name	Ref.
MERDC Camo Combinations		
Desert Gray		
Sand	US Sand	71.138
Field Drab	US Field Drab	71.139
Earth Yellow	US Earth Yellow	71.291
Black	Black	71.057
Desert Red		
Earth Red	US Earth Red	71.293
Earth Yellow	US Earth Yellow	71.291
Sand	US Sand	71.138
Black	Black	71.057
Summer, US & Europe, Verdant		
Forest Green	US Forest Green	71.294
Light Green	US Light Green	71.137
Sand	US Sand	71.138
Black	Black	71.057
Winter, Arctic		
White	Insignia White	71.279
Snow, Temperate Climate with Open Terrain		
White	Insignia White	71.279
Field Drab	US Field Drab	71.139
Sand	US Sand	71.138
Black	Black	71.057
Snow, Temperate Climate with Trees		
Forest Green	US Forest Green	71.294
White	Insignia White	71.279
Sand	US Sand	71.138
Black	Black	71.057
Tropics, Verdant		
Forest Green	US Forest Green	71.294
Dark Green	US Dark Green	71.289
Light Green	US Light Green	71.137
Black	Black	71.057
Winter, US & Europe, Verdant		
Forest Green	US Forest Green	71.294
Field Drab	US Field Drab	71.139
Sand	US Sand	71.138
Black	Black	71.057
Japan Modern Colors (Japan Ground Self-Defense Force)		
Brown 3606 JGSDF	JGSD Brown 3606	71.297
Dark Green 3414 JGSDF	Olive Grey	71.096
OD 2314 JGSDF	US Olive Drab	71.043
International Security Assistance Force (ISAF)		
Sandbeige	Sand Beige	71.244
Lehmbeige	Loam Beige	71.245
Sandbraun	Yellow Brown	71.246
Helloliv	Light Olive	71.247
Tarngrau	Brown Grey	71.248
Lederbraun	Nato Brown	71.249
Bronzegrün	Bronze Green	71.250
Teerschwarz	Nato Black	71.251

WWI, WWII and Modern AFV Camouflage colors

Oficial Name	Model Air Name	Ref.	FS	RAL
NATO Colors				
Nato Black	NATO Black	71.251	37030	9021
Nato Brown	NATO Brown	71.249	30051	8027
US Nato Green	Nato Green	71.093		
Nato Green Europe Post 1984	Bronze Green	71.250		6031

Oficial Name	Model Air Name	Ref.	FS
USA Modern Colors			
Desert Tan 686	US Desert Armour 686	71.122	33446
Green 383	Nato Green	71.093	34094
Olive Drab	USAF Olive Drab	71.016	34088
Brown 383	NATO Brown	71.249	30051
Black	NATO Black	71.251	37030

Oficial Name	Model Air Name	Ref.
China Modern Colors (PLA: People Liberation Army)		
Light Green	Light Green Chromate	71.006
Medium Green	Russian Green 4BO	71.017
Dark Green	Black Green	71.018
Sand Brown	Sand Yellow	71.028
Black	Black	71.057
Brown	Yellow Brown	71.246
Basic Colors		
White	White	71.001
Yellow	Medium Yellow	71.002
Red	Red	71.003
Blue	Blue	71.004
Green	Gunship Green	71.014
Dark Brown	Dark Earth	71.029
Yellow Brown	Brown Green	71.030
Grey	Grey	71.047
Black	Black	71.057
Skin Tone	Skin Tone	71.076
Orange	Orange	71.083
Magenta	Red	71.102
Metallic Colors		
Aluminium	Aluminium	71.062
Silver	Silver RLM01	71.063
Chrome	Chrome	71.064
Steel	Steel	71.065
Gold	Gold	71.066
Bright Brass	Bright Brass	71.067
Copper	Copper	71.068
Rust	Rust	71.069
Signal Red	Signal Red	71.070
Arctic Blue	Arctic Blue	71.071
Gun Metal	Gun Metal	71.072
Black	Black	71.073
Metal Tracks		
Black Metal	Metallic Black	71.073
Gun Metal	Gun Metal	71.072
Polished Metal	Steel	71.065
Rusty Tracks		
Light Rust	Rust	71.080
Dark Rust	Dark Brown	71.042
Rubber Tyres		
New Rubber	Black	71.057
Rubber	Tyre Black	71.315
Old Rubber	Dark Brown	71.042
Dust & Dirt		
Dirt	Dirt	71.133
Concrete	Concrete	71.131
Earth	Tan Earth	71.079
Grey Sand	Sand Grey	71.141
Light Sand	Aged White	71.132
Stone	Portland Stone	71.288
Sand	Ivory	71.075

Oficial Name	Model Air Name	Ref.
Chipping		
Chipping	Dark Brown	71.042
Wood		
New Wood	Wood	71.077
Old Wood	Sand Grey	71.141
Dry Wood	Ivory	71.075
Light Wood	Off-White	71.270
Rust Colors		
Rust (Metallic)	Rust (Metallic)	71.069
Rust	Rust	71.080
Light Rust	Light Rust	71.129
Orange Rust	Orange Rust	71.130
Dark Brown Rust	Dark Brown RLM61	71.042
Yellow Rust	Yellow Ochre	71.033
Leather		
Dark Leather	Armour Brown	71.041
Red Leather	Mahogany	71.036
Light Leather	Golden Brown	71.032
Industrial & Chemical Drums		
Chemical Drums	French Blue	71.088
Fuel Red	Ferrari Red	71.085
White	Insignia White	71.279
Blue	Light Sea Blue	71.089
Civil Jerrycans		
Yellow	Medium Yellow	71.002
Red	Fire Red	71.084
Civil Machinery		
Yellow	Yellow	71.078
Vegetation & Grass (Color Modulation)		
"Light" Light Green	Light Green Chromate	71.006
"Base" Medium Green	Olive Grey	71.096
"Shadow" Dark Green	Olive Green	71.007
"Light" Light Brown	Light Brown	71.027
"Base" Medium Brown	Ochre	71.081
"Shadow" Dark Brown	Dark Earth	71.029

Health & Safety/Salud y seguridad



EN

REACH

Vallejo is compliant with REACH regulations. REACH is a European Community Regulation on chemicals and their safe use. It deals with the Registration, Evaluation, Authorization and Restriction of Chemical substances. The law entered into force on 1 June 2007.
The aim of REACH is to improve the protection of human health and the environment through better and earlier identification of the intrinsic properties of chemical substances. One of the main reasons for developing and adopting the REACH Regulation was that a large number of substances have been manufactured and placed on the market in Europe for many years, sometimes in very high amounts, and yet there is insufficient information on the hazards that they pose to human health and the environment. There is a need to fill these information gaps to ensure that industry is able to assess hazards and risks of the substances, and to identify and implement the risk management measures to protect humans and the environment.

ASTM D-4236 CERTIFIED

The USA certification ASTM D-4236* Standard Practice for Labeling Art Materials for Chronic Health Hazards describes the standard procedure for developing precautionary labels for art materials in case of chronic health hazards and provides precautionary statements based on knowledge that exists in the scientific and medical communities. These statements concern hazards known to be associated with a product or product component(s) when it is present in a physical form, volume, or concentration that in the opinion of a toxicologist has the potential to produce a chronic adverse health effect. This practice applies exclusively to art materials packaged in sizes intended for individual users of any age or those participating in a small group, and does not apply to products appropriately labeled for known chronic health hazards. Also, this practice does not specify test methods for determining whether a substance or product presents adverse chronic health effects.
Labels should include the signal word WARNING, list of potentially chronic hazards, name of chronically hazardous component(s), safe handling instructions, list of sensitizing components, information sources, labeling content and product size, and other supplementary information. (ASTM International, known until 2001 as the American Society for Testing and Materials, is an international standards organization that develops and publishes voluntary consensus technical standards).

* To obtain the ASTM certification, the manufacturer presents the formulation of the products in question to an accredited toxicologist, who after careful study of the ingredients of each color provides the documentation which informs of the warning, if applicable, that each of the product labels should provide.

ES

REACH

Vallejo cumple con la normativa REACH, que es un reglamento de la Comunidad Europea que entró en vigor el 1 de junio de 2007 para regular el uso de sustancias químicas. El Protocolo REACH ha sido descrito como la más compleja legislación de la Unión Europea y la más importante en los últimos 20 años puesto que regula el registro, evaluación y autorización o restricción de las sustancias y preparados químicos con el objetivo de garantizar el más elevado nivel de protección al usuario y al medio ambiente. El propósito de REACH es mejorar la protección de la salud del usuario y del medio ambiente mediante una identificación mejor y más temprana de las propiedades intrínsecas de las sustancias químicas. Una de las principales razones para desarrollar y adoptar el reglamento REACH ha sido que durante muchos años se han estado fabricando y distribuyendo en el mercado europeo una gran cantidad de productos de los cuales todavía no hay información suficiente sobre los peligros que pueden representar para la salud del usuario y el medio ambiente.

CONFORMES A ASTM D-4236

Las siglas ASTM corresponden a la American Society for Testing and Materials. La norma ASTM D-4236* describe el procedimiento estándar a seguir en la información que el fabricante debe facilitar en la etiqueta del producto con el fin de advertir, mediante frases de precaución o advertencia, del posible riesgo para la salud del usuario. Estos documentos se refieren a los riesgos que se sabe que están asociados a un producto, o a uno o varios de sus componentes, cuando éste se encuentre presente en una forma física, volumen o concentración que en opinión de los toxicólogos pudiera llegar a ser causante de algún efecto crónico perjudicial para la salud. Este procedimiento afecta exclusivamente a los materiales de arte destinados a la venta a particulares de cualquier edad y es de aplicación a los productos que hayan sido etiquetados específicamente como causantes reconocidos de efectos crónicos perjudiciales para la salud.
Además, esta práctica no especifica los métodos de análisis utilizados para determinar si una sustancia o producto puede producir efectos crónicos perjudiciales para la salud. Las etiquetas deberán incluir la indicación ADVERTENCIA, una lista de los riesgos potencialmente crónicos, el nombre del componente o componentes peligrosos, instrucciones para su manipulación segura, una lista de componentes sensibilizadores, las fuentes de información, el contenido nominal y cantidad del producto, así como cualquier otra información complementaria.

* Para obtener dicha certificación es necesario facilitar las formulaciones de nuestros colores a un toxicólogo acreditado por la organización ASTM para que éste, tras un pormenorizado estudio de los ingredientes de cada uno de los colores, redacte un documento en el cual informa de las frases de advertencia que debe portar cada una de las etiquetas.

Health & Safety/Salud y seguridad

EN **Color Index**

The pigments used to create colors for artists can be inorganic or organic. The inorganic pigments have been used since antiquity; most of them are extracted from minerals and soil, such as natural earth colors, siennas and ocres. Titanium, carbon and ultramarine pigments also belong to this category, as well as cobalt and cadmium. Many of these pigments are now also manufactured synthetically.

Organic pigments have their origins in the 19th century. Industrial production developed at the beginning of the twentieth century owing to new manufacturing processes in organic chemistry. These synthetic pigments have become an important group in the manufacture of colors for artists, producing bright and luminous shades of great intensity and excellent light fastness and permanence.

The range has extended continuously and now, besides the familiar phthalocyanines and naphthols, includes azo compounds, dioxacines and pyrroles, antraquiniones and quinacridones.

ES **Color Index**

Los pigmentos empleados son tanto inorgánicos como orgánicos. Los inorgánicos han sido utilizados desde la antigüedad y la gran mayoría proceden o se extraen de minerales y arcillas, como las tierras naturales, sienas, y ocres. También los pigmentos de titanio, carbón, azul ultramar, cobaltos y cadmios pertenecen a esta categoría. Muchos de ellos son sintetizados actualmente en procesos industriales.

Los pigmentos orgánicos son más modernos, se desarrollan a principios del siglo XX gracias a los nuevos métodos de síntesis en Química Orgánica.

Estos pigmentos sintéticos son ahora un grupo muy importante en la fabricación de colores para artistas, produciendo tonos brillantes e luminosos de una intensidad extraordinaria con una estabilidad y permanencia excelente.

La gama de pigmentos organicos es actualmente muy extensa y abarca desde pigmentos azoicos, azules, verdes phtalocianinas, dioxacinas, pirroles, antraquinonas, quinacridonas, etc.

Symbols/Símbolos

The symbols below are printed on different products following the rules of dangerous sustances, in order to protect the user.

Los siguientes símbolos se hallan en diferentes productos destinados a la advertencia y protección del ususario siguiendo las normativas de sustancias peligrosas.

FLAMMABLE (F)
INFLAMABLE (F)
Indicates that the product is easily set alight.
Indica que el producto es fácilmente inflamable.

EXCLAMATION SYMBOL
SÍMBOLO EXCLAMACION
Indicates that the product is irritating.
Este símbolo indica que el producto es irritante.

TRIANGLE
TRIÁNGULO
A raised triangle on the label, as a tactile warning for blind people that the material might have a certain risk.
Un triángulo saliente en la etiqueta es una advertencia táctil para personas ciegas que indica que el material puede tener cierto riesgo.

ACRYLICOS VALLEJO, S.L.
08800 Vilanova i la Geltrú
Barcelona (Spain)
Tel. +34 93 893 60 12
www.acrylicosvallejo.com
info@acrylicosvallejo.com

Follow us / ***Síguenos en*:**

/vallejocolors

CC075 - Rev. 18